

decora®

Manual-ON Occupancy Sensor

APPLICATIONS

Leviton's Cat No. IPP15-1L Decora® Manual-ON Occupancy Sensor acts like a standard wall switch and complies with the California Title 24 Residential Lighting Standards for 2005. It has the added energy savings benefit that if you forget to turn the lights OFF, the lights will turn OFF automatically if motion is not detected within the coverage area. The Manual-ON Occupancy Sensor can be used in a variety of residential applications including:

- | | | |
|------------------|------------------------------|---------------------|
| Bathrooms | Basements | Bedrooms |
| Garages | Utility/Laundry Rooms | Dining Rooms |
| Hallways | Living/Family Rooms | Kitchens |

The unit installs in place of a single pole or 3-way wall switch and fits in a standard wallbox. The unit can be used for switching incandescent, fluorescent and electronic or magnetic low voltage lighting with ballasts.

GENERAL OPERATION

The IPP15-1L uses passive infrared (PIR) detection technology to monitor a room for occupancy through a segmented Fresnel lens. This specialized lens divides the field of view into sensor zones. After the switch is manually turned ON, when a person passes into a sensor zone, the sensor detects motion and keeps the lights ON. The lights will remain ON as long as there is an occupant moving through the sensor zones.

A delayed-OFF time adjustment prevents the lights from switching OFF when the space is occupied. In order to keep the lights ON, a person must pass through a sensor zone at least once during the selected delayed-OFF time interval. An LED indicator blinks each time the unit detects activity in the sensor zone. When the sensor's monitored space is unoccupied for the delayed-OFF interval, the unit will switch the lights OFF. If motion is detected within 30 seconds after the lights have turned OFF, the lights will turn back ON. If no motion is detected within 30 seconds, the lights will remain OFF and must be turned back ON manually.

To ensure longer service life and compatibility with electronic ballasts, the device carefully times its switching contact opening and closing with the zero crossing point of the AC power curve. This minimizes contact wear caused by in-rush currents from electronic ballasts.



IPP15-1L

MANUAL-ON OPERATION

The unit will not turn lights ON automatically when motion is detected. Lights can only be turned ON by manually pressing the push-button. The lights will remain ON as long as the unit detects activity in the sensor zones.

AUTO/MANUAL-OFF OPERATION

The IPP15-1L will turn the lights OFF automatically after the space becomes vacant and the delayed-OFF time expires. Lights also can be turned OFF manually at any time by pressing the push-button.

Decora® Manual-ON Occupancy Sensor IPP15-1L

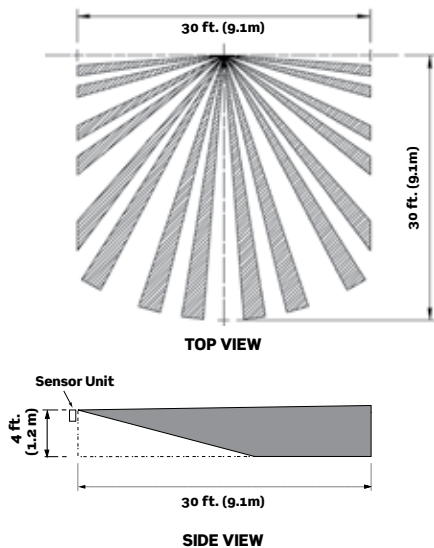
Leviton Mfg. Co., Inc.

Multi-Location Control

The IPP15 has true 3-way and multi-location control capabilities. When used with the IPPoR, Matching Sensor Remote, these devices are ideal for conveniently controlling lighting with 2 or more entrances or in large or L-shaped rooms where detection capabilities with a single sensor is typically inadequate. The IPP15 can also be used with the Vizia +® Switch Remote, VPoSR, where a single sensor provides adequate detection coverage. And the IPPoR, Matching Sensor Remote, can also be paired with any Vizia + dimmer to afford the combined benefits of energy efficiency and lighting control comfort.

Field of View

The IPP15-1L and IPPoR provide a 180° field of view with a maximum coverage area of approximately 900 square feet. The maximum sensing distance in front of the sensor is 30 feet and at each side is 15 feet. A “minor-motion” zone detects relatively small body movements and allows the lights to stay ON even though a person may not be moving or walking around the room. The remainder of the field of view, the “major-motion” zone, exhibits a lesser degree of sensitivity and requires larger movements.



FEATURES AND BENEFITS

- Manual-ON/Automatic-OFF operation in accordance with California Title 24 2005 requirements
- Low-profile design eliminates an obtrusive “scanning-device” look. Elegant Decora styling complements any interior and coordinates with Leviton’s popular line of Decora wiring devices

- IPP15 provides a true 3-way feature when used with the IPPoR, Manual-ON Occupancy Sensor Remote or the VPoSR, Vizia + Switch Remote
- 180° field-of-view provides approximately 900 square feet of coverage suitable for bathrooms, basements, garages, utility rooms, and a variety of other residential areas
- Convenient push-button provides Manual ON/OFF light switching at any time
- Segmented Fresnel lens provides optimum sensitivity and performance. It is designed with an extensive “minor motion” area where even slight body movements will be detected
- Horizontal field of view may be adjusted between 180° and 32° of arc by using integral blinders located on either side of the lens
- Four optional manual adjustments for delayed-OFF time settings maximize energy savings: 30 seconds (for walk test), 5 minutes, 15 minutes and 30 minutes
- LED indicator light flashes when sensor detects motion to verify detection is active
- Unit can be used for 120V lighting. Compatible with both electronic and magnetic ballasts
- Relay switches at the zero crossing point of the AC power curve to ensure maximum contact life and compatibility with electronic ballasts
- Fits in standard wallbox. Gangable with other units
- Requires a neutral (white) wire connection

SPECIFICATIONS

The device listed herein shall be a Decora® Manual-ON Occupancy Sensor, capable of detecting infrared emissions from human presence and responding by keeping incandescent, low-voltage, and fluorescent lighting loads ON. If this unit does not detect movement after a preset period of time, it will respond by switching its assigned load OFF. The unit shall switch at the zero crossing point of the AC power curve to ensure maximum relay contact life and compatibility with electronic ballasts.

The Manual-ON Occupancy Sensor shall be equipped with a push-button to provide Manual ON/OFF switching in accordance with California Title 24 requirements. The Sensor shall feature adjustable delayed-OFF time as well as provide sensitivity adjustment and integral sliding blinders to customize the horizontal field of view. The unit shall be capable of providing optional Manual-ON/Automatic-OFF operation. If motion is detected within 30 seconds after the load has been turned OFF due to the absence of motion, the lights will turn back ON. If 30 seconds expires, the lights (load) must be turned ON manually. The unit shall be capable of controlling the load in single pole, 3-way or more applications.

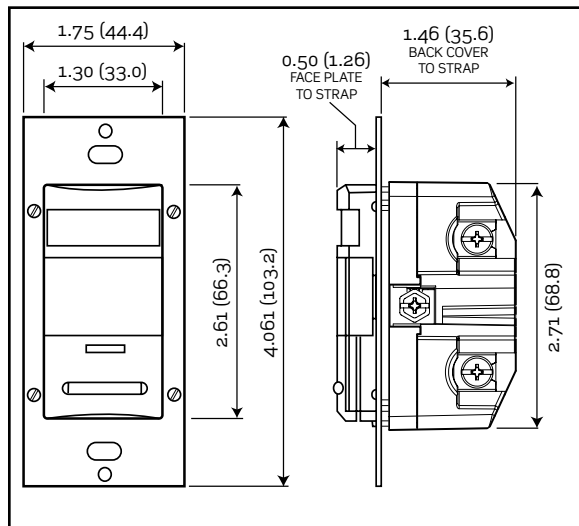
Leviton Mfg. Co., Inc.

201 North Service Road, Melville, NY 11747 Tech Line: 1-800-824-3005 Fax: 1-800-832-9538 www.leviton.com
© 2011 Leviton Manufacturing Co., Inc. All rights reserved. Subject to change without notice.

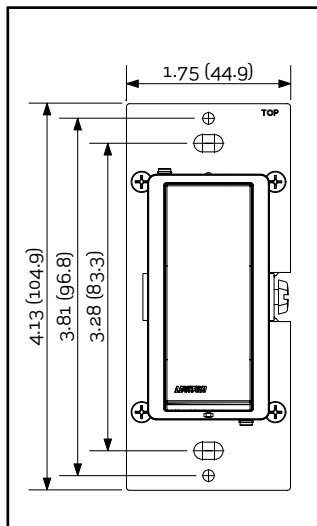
TYPICAL SPECIFICATIONS

- Operating Temperature Range: 0°C to 50°C
- Storage Temperature Range: -10°C to 85°C
- Relative Humidity: 20% to 90% non-condensing
- Terminations: Line-Black, Load-Red, Neutral-White, Traveler-Yellow, Ground-Green

DIMENSIONAL DRAWINGS

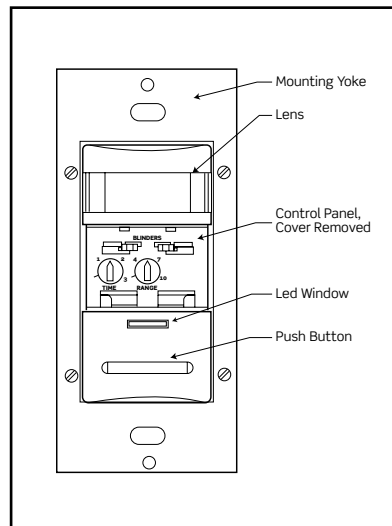


IPP15-1L/IPPoR



VPoSR

USER INTERFACE



AGENCY STANDARDS AND COMPLIANCE

- UL Listed (File #E-118904)
- CSA Certified (File #LR-91148M)
- California Title 24 2005 Energy Code Compliant

INSTALLATION CONSIDERATIONS

The IPP15 can be used as a single pole device or in a 3-way application with an IPPoR, Matching Sensor Remote or a VPoSR, Vizia + Switch Remote. These devices require a neutral white wire and mount in a standard wallbox. The unit's integral blinders may be used to restrict the field of view to prevent unwanted detection of hallway traffic. Occupancy Sensors should be positioned at least 6 feet away from HVAC registers. Obstructions such as furniture, windows, glass shower doors, etc., may prevent the sensor from detecting motion.

Note: When the unit is powered up, it will take approximately one minute to begin normal operation.

WARRANTY INFORMATION

Five-year limited warranty

PROGRAMMING

The IPP15-1L and IPPoR will deliver optimum performance in a wide variety of residential applications. There are adjustment options for sensitivity, delayed-OFF time, and field-of-view. These adjustment options will customize the performance to meet the needs of a specific installation. To avoid tampering, all adjustments must be accessed by removing the control panel cover beneath the wallplate. A small flat-head screwdriver can be used to adjust the control knobs. The field-of-view blinders are finger-tip operated. Controls are labeled as follows:

Blinders

Integral sliding blinders on each side of the lens may be used to restrict the 180° field of view down to 32°. This will prevent unwanted detection in areas such as hallways.

Time

The delayed-OFF default time is preset at 30 minutes. A choice of four delayed-OFF time settings is available: 30-seconds (for walk test purposes only), 5 minutes, 15 minutes, and 30 minutes.

Range

The range can be adjusted from 100% to 36% of the total coverage area. This allows the unit to ignore motion at the far end of its range and avoid keeping the lights ON unnecessarily.

WIRING DIAGRAMS

Diagram #1
Single Pole

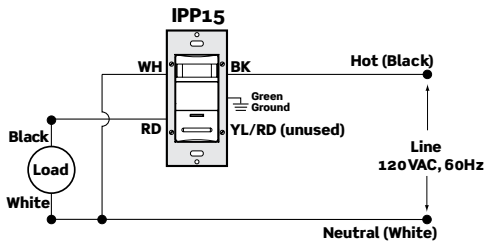
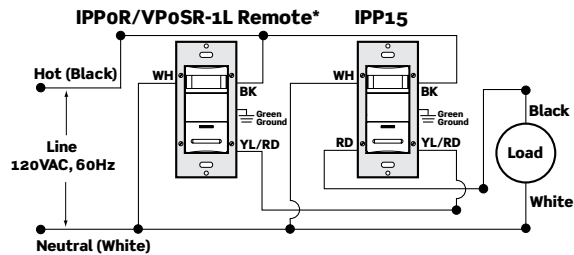


Diagram #2
3-Way with Sensor Remote
or Vizia + Matching Switch Remote



* Sensor remote depicted in diagram

Diagram #3
3-Way with Vizia + Coordinating
Switch Remote

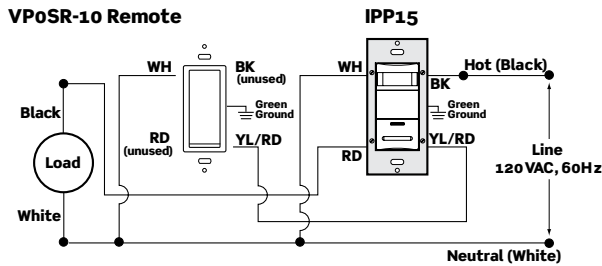
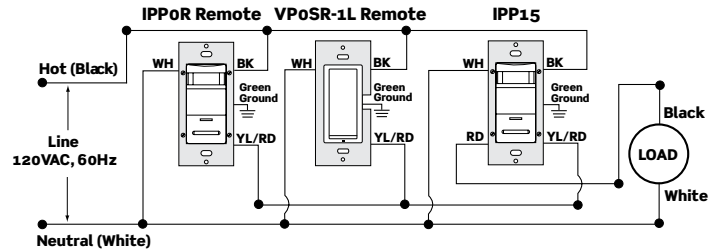


Diagram #4
Multi-Location Control



Decora® Manual-ON Occupancy Sensor IPP15-1L

ORDERING INFORMATION

CAT. NO.	DESCRIPTION	RATING	COLOR
IPP15-1L*	Decora Manual-ON Occupancy Sensor for Single Pole, 3-Way or More Applications, 180° Field of View, 900 sq. ft., Neutral Required.	15A-120VAC	W, I, T, E
IPPoR-1L	Decora Manual-ON Occupancy Sensor Remote Unit for 3-Way or More Applications, 180° Field of View, 900 sq. ft., Neutral Required.	No Load Rating – 120 VAC	W, I, T
VPoSR-1L	Vizia + Matching Switch Remote for 3-Way or up to 5 Locations, with LED Locator, Neutral Required.	No Load Rating – 120 VAC	Z
VPoSR-10	Vizia + Coordinating Switch Remote for 3-Way or up to 5 Locations, with LED Locator, Neutral Required.	VPoSR-10 No Load Rating – 120 VAC	Z

To order colors, add suffix to basic Cat. No.: White (-W), Ivory (-I), Light Almond (-T), Black (-E).
Some products come packaged with 3 colors. Products with suffix (-Z) include White, Ivory and Light Almond.

* NAFTA Compliant models available. For more information visit www.leviton.com/nafta

Leviton Manufacturing Co., Inc.

201 North Service Road, Melville, NY 11747-3138
Telephone: 1-800-323-8920 • Fax: 1-800-832-9538 • Tech Line: (8:30AM-7:00PM E.T. Monday-Friday): 1-800-824-3005

Leviton Manufacturing of Canada, Ltd.

165 Hymus Boulevard, Pointe Claire, Quebec H9R 1Eg • Telephone: 1-800-469-7890 • Fax: 1-800-563-1853

Leviton S. de R.L. de C.V.

Lago Tana 43, Mexico DF, Mexico CP 11290 • Tel. (+52) 55-5082-1040 • Fax. (+52) 5386-1797 • www.leviton.com.mx

Decora and Vizia + are registered trademarks of Leviton Manufacturing Co., Inc.

Visit our website at www.leviton.com

© 2011 Leviton Manufacturing Co., Inc. All rights reserved. Subject to change without notice.



G-8158A/D11-dp