

# Installation Instructions

## Night Light Module

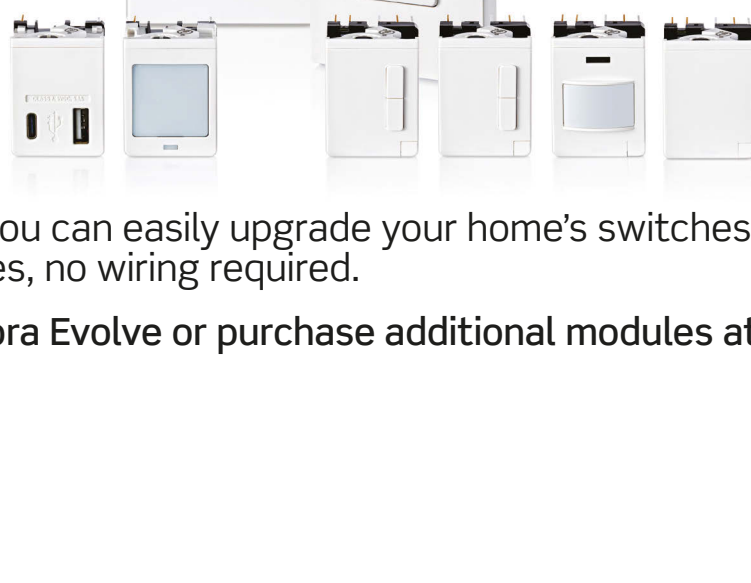
Cat. No. VM0L3

READ THESE INSTRUCTIONS BEFORE INSTALLING.

### Installation Steps

- |   |  |   |
|---|--|---|
| <p><b>1. Meet the family</b></p> <p><b>2. Night Light Module</b></p> <p><b>3. Features</b></p> <p><b>4. We are here to help</b></p> | <p><b>5. Before you install</b></p> <p><b>6. Base compatibility</b></p> <p><b>7. Installation</b></p> <p><b>8. Configuration</b></p> | <p><b>9. What to do if...</b></p> <p><b>10. Safety first</b></p> <p><b>11. Limited 2 year warranty &amp; exclusions</b></p> |
|---|--|---|

### 1. Meet the family



With Decora Evolve™, you can easily upgrade your home's switches and outlets at any time with removable modules, no wiring required.


Learn more about Decora Evolve or purchase additional modules at [leviton.com/evolve](http://leviton.com/evolve)

[Return to top](#)

### 2. Night Light Module

Leviton's Decora Evolve Night Light Module turns any Decora Evolve base into a night light that automatically softly illuminates in the dark.

Easily add a night light where you need it in your home such as a child's bedroom or in a hallway to light the way.



- Provides a warm color temperature (3000K) with three selectable light levels.
- Unobtrusive flush design blends in with the décor.
- Compatible with all Decora Evolve bases.

[Return to top](#)

### 3. Features

**Night light**

- Opal lens creates a soft uniform glow.

**Light level switch (on back)**

- Select from three light levels.

**Lever**

- Use to remove and secure the module.

**Ambient light sensor**

- Automatically turns the night light on when the room gets dark.

[Return to top](#)

### 4. We are here to help

- |   |  |
|---|--|
| <p><b>ONLINE</b><br/><a href="http://leviton.com/evolve">leviton.com/evolve</a></p> <p><b>CHAT</b><br/><a href="http://www.leviton.com/support">www.leviton.com/support</a></p> | <p><b>EMAIL</b><br/><a href="mailto:desupport@leviton.com">desupport@leviton.com</a></p> <p><b>CALL</b><br/>1-800-824-3005 (USA)<br/>1-800-405-5320 (Canada)</p> |
|---|--|

Additional self-service support options can be found at [leviton.com/evolve](http://leviton.com/evolve)

[Return to top](#)

### 5. Before you install

- **RISK OF FIRE OR ELECTRIC SHOCK.** For use with Leviton Decora Evolve bases only. The Decora Evolve VM0L3 Night Light Module must be installed in a Decora Evolve Single-Pole switch base, Primary switch base, Companion switch base, or Receptacle base.
- For indoor use only.

RATINGS	
Input	125VAC, 60 Hz, 1W max
Operating Temperature	32°F to 104°F (0°C to 40°C)
Operating Humidity	10% - 90% non-condensing

[Return to top](#)

### 6. Base compatibility

The Night Light Module can be installed in any Decora Evolve base.

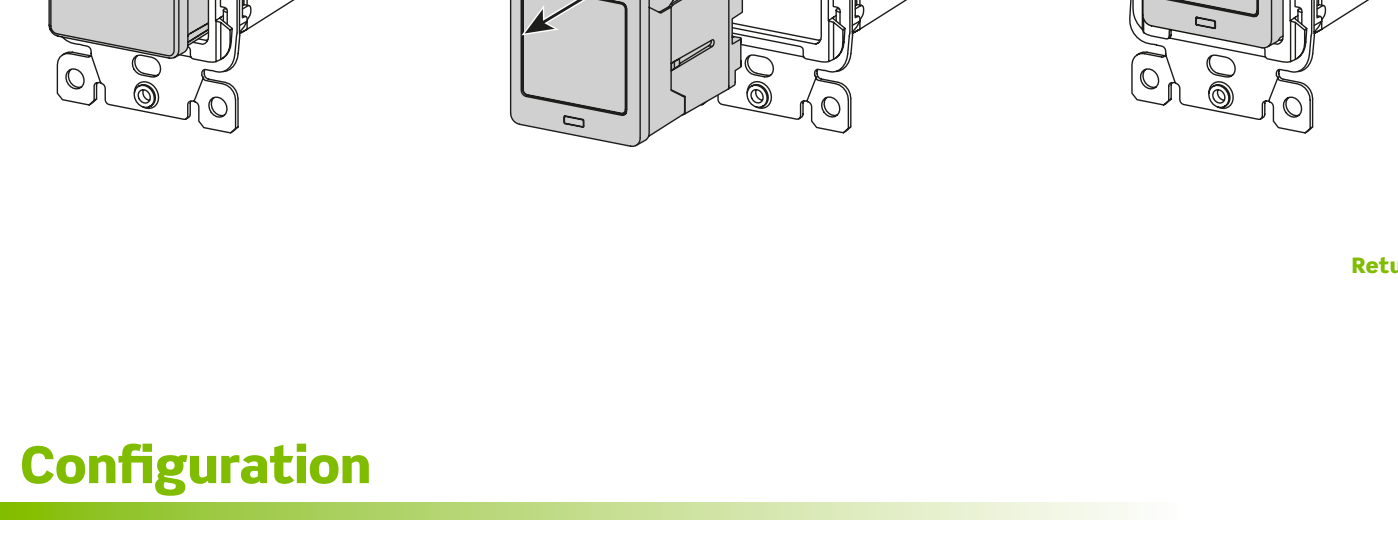
Compatibility markings can be found on the bases and modules.

	Night Light Module works with	Compatibility marking
Single-Pole switch base	✓	□
Primary switch base	✓	◇
Companion switch base	✓	△
Receptacle base	✓	○

[Return to top](#)

### 7. Installation

1. If installing in a switch base, turn the switch OFF before removing the module.
2. Push left side of latch in to pop out the other end.
3. Pull right side of latch to remove.
4. Push module in and secure the latch in flush.



[Return to top](#)


### 8. Configuration

Use the switch on the reverse side of the module to select the night light's light level.

**LOW:** A low level to help you locate the light switch or outlet in the dark.

**MED:** Increases the level to dimly light a small room.

**HIGH:** A brighter night light to guide your way in the dark.



[Return to top](#)

### 9. What to do if...

**There is no power going to the module:**

- For proper operation:
  - Confirm that the switch and receptacle base have the neutral and line wired.
- Confirm the base is wired properly, the WHITE conductor is a neutral wire.

**The module won't insert into the base:**

- Check the compatibility marking on the base to make sure it matches the marking on the module.
- Ensure that the blades on the module are not bent.

Visit [leviton.com/evolve](http://leviton.com/evolve) or contact Technical Services for additional help.

[Return to top](#)

### 10. Safety first

**WARNINGS:**

- **RISK OF FIRE OR ELECTRIC SHOCK.** For use with Leviton Decora Evolve bases only. The Decora Evolve VM0L3 Night Light Module must be installed in a Decora Evolve Single-Pole switch base, Primary switch base, Companion switch base, or Receptacle base.
- Do not use this separable device with any product other than the one specified on the packaging and in these instructions.
- This is not a toy and is not intended for use by children. For adult use only.
- To be installed and/or used in accordance with electrical codes and regulations.
- For indoor use only.
- If you are unsure about any part of these instructions, consult an electrician.

**CAUTIONS:**

- To avoid damage to the product, DO NOT use disinfecting products, including foggers, sprays or other types of atomized cleaning agents. DO NOT spray liquid onto the product. To clean, use a damp cloth with mild soap and dry well. DO NOT use a wet cloth to clean the back of a module.
- Save this instruction sheet. It contains important technical data with testing and troubleshooting information, which will be useful after installation.

[Return to top](#)

### 11. Limited 2 year warranty & exclusions

For Leviton's limited product warranty, go to [www.leviton.com](http://www.leviton.com). For a printed copy of the warranty, call 1-800-824-3005.

**FOR CANADA ONLY**

For warranty information and/or product returns, residents of Canada should contact Leviton in writing at Leviton Manufacturing of Canada ULC to the attention of the Quality Assurance Department, 165 Hymus Blvd, Pointe-Claire (Quebec), Canada H9R 1E9 or by telephone at 1-800-405-5320.

**FCC CAUTION**

Any changes or modifications not expressly approved by Leviton Manufacturing Co., Inc., could void the user's authority to operate the equipment.

**FCC SUPPLIER'S DECLARATION OF CONFORMITY**

Model VMAC2 – Decora Evolve Night Light Module is manufactured by Leviton Manufacturing Co., Inc. 201 N. Service Road, Melville, NY 11747. [www.leviton.com](http://www.leviton.com). This device complies with part 15 of the FCC Rules. Operation is subject to the following two conditions: (1) This device may not cause harmful interference, and (2) this device must accept any interference received, including interference that may cause undesired operation.

**IC STATEMENT**

This device complies with Industry Canada license-exempt RSS standard(s). Operation is subject to the following two conditions: (1) this device may not cause interference, and (2) this device must accept any interference, including interference that may cause undesired operation of the device.

**PATENT STATEMENT**

Patents covering this product, if any, can be found on [leviton.com/patents](http://leviton.com/patents)

**COPYRIGHT AND TRADEMARK INFORMATION**

Decora and Decora Evolve are the trademarks of Leviton Manufacturing Co., Inc.; Decora is registered in the U.S., Canada, Mexico and China.

Use herein of other third party trademarks, trade names, brand names and/or product names are for informational purposes only, are/may be the trademarks of their respective owners; such use is not meant to imply affiliation, sponsorship, or endorsement. No part of this document may be reproduced, transmitted or transcribed without the express written permission of Leviton Manufacturing Co., Inc.

Leviton Manufacturing Co., Inc.

201 North Service Road, Melville, NY 11747

© 2024 Leviton Manufacturing Co., Inc. All rights reserved.

Specifications subject to change at any time without notice.

[Return to top](#)