

CHARACTERISTICS



Construction characteristics


Type of cable	U/UTP
Conductor material	24 AWG Stranded Tinned Copper (7/32)
Insulation	HDPE
Jacket Material	TPE
Core Tape	Foamed polypropylene
Connector type	M12 D-Coded (Male)
Contacts	Copper Alloy with Gold Plating
Plug Body	Zinc Alloy
Wire Aligner	Polyamide
Overmold	PUR
Connector Orientation	Straight

Dimensional characteristics

Insulated conductor diameter (Nominal)	0.039 in
Average jacket thickness	0.03 in
Minimum jacket thickness at any point	0.024 in
Cable diameter (Nominal)	0.24 in
Nominal cable weight	24.5 lb/kft
Number of pairs	2

PRODUCT LIST

Part Number	Description	Colour	Length [m]
 11099859	LANmark-C538 Cordset - Cat 5e, M12-M12 D-Coded, IP67 rated, 2m	Teal	2
 11099860	LANmark-C538 Cordset - Cat 5e, M12-M12 D-Coded, IP67 rated, 5m	Teal	5

 = Make to order,  = In stock

MICE CHARACTERISTICS*

Mechanical		
Characteristic	Value	Method
Torsion (+/- 270°)	3 million cycles	Internal
Trailing Chain: 10x OD	1 million cycles	Internal
Trailing Chain: 20x OD	10 million cycles	Internal
Abrasion Resistance	75 cycles	UL 2556 7.10 (1.5 lb. load)
Cold Bend	-40°C	UL 444
Minimum Bend Radius (Static)	.98 in	TIA 568-C.0
Connector Mating Cycles	100 insertions max	
Ingress		
Characteristic	Value	Method
Weld Spatter Resistant	Yes	Internal
IP Rating (Connector)	67	IEC 60529
Climatic and Chemical		
Characteristic	Value	Method
Oil Resistance	II (75°C)	UL 1277 12.2
UV Resistance	720 hours	UL 444 7.22
Storage Temperature	-40°C - 80°C	Internal
Static Operating Temperature	-40°C - 80°C	Internal
Electromagnetic		
Characteristic	Value	Method
Transmission Performance	Category 5e	ANSI/TIA 568.2-D
Mutual Capacitance (Maximum)	5.6 nF/100m	
DC Resistance (Maximum)	9.38 Ohm/100m	
DC Resistance Unbalance (Maximum)	5%	
Nominal VoP	66%	
Pair-to-ground Unbalance (Maximum)	330 pF/100m	
Skew (Maximum)	45 ns/100m	
Power over Ethernet	PoE+ Type 2	IEEE (802.3at)
Insertion Loss De-rating Factor	1.2	

*Characteristics apply to cable only except where connector is specified.

2-PAIR COLOR CODE

Color Code		
Pair-1	White/Orange	Orange
Pair-2	White/Green	Green