


Fiber Raceway Solid and Slotted Ducting

APPLICATION

Fiber Raceway solid and slotted ducting is designed to route, protect, and support cables throughout fiber systems. In addition, raceway can be utilized to support copper systems. Slotted ducting is ideal for carrying a high volume of cables that need to exit at multiple locations.



SPECIFICATION

Solid and slotted ducting shall route, protect, and support cables throughout fiber systems. Ducting shall protect fiber and maintain proper bend radius. Components shall be UL-listed and manufactured of fire-retardant material. Ducting shall be mountable above equipment rack, below floor, suspended, or on a wall. The system shall be highly adaptable to support multiple network configurations and be expandable for future configurations.

DESIGN CONSIDERATIONS

- Manufactured of Noryl® plastic, a halogen-free, low-smoke, fire-retardant material
- Mounts above equipment rack, below floor, suspended, or wall-mount
- Available in single quantities
- May be utilized to store and route copper cable in an indoor environment (store fiber and copper in separate systems)

FEATURES

- Solid ducting available in four sizes
 - 2" x 2"
 - 4" x 4"
 - 4" x 8"
 - 4" x 12"
- Slotted ducting available in two sizes
 - 2" x 2"
 - 4" x 4"
- Safely stores and routes optical fiber in an indoor environment
- Ducting and covers are 6.5-foot long and can be hand-cut to meet exact specifications
- Covers for 2" x 2" slotted ducting with hinged covers are pre-cut into eight 10-inch sections before shipping. All other covers are shipped in 6.5-foot lengths
- Two ducting styles available: solid wall or slotted for exiting fibers
- Snap-on covers and hinged covers available for solid wall duct and slotted duct
- Bend radius guides available as necessary to safely route fiber as it exits from the slotted duct
- Available in yellow

STANDARDS COMPLIANCE

- UL 94V-0 Material Rating for Flammability
- Meets NEBS GR-63-CORE
- UL 2024A Optical Fiber Raceway, Riser Rated

PHYSICAL SPECIFICATIONS

Dimensions: See page two
Materials: Noryl Plastic
Color: Yellow

WARRANTY INFORMATION

For a copy of Leviton product warranties, visit www.leviton.com/warranty.

ELECTRONIC FILES

For CAD files, typical specs, or technical drawings (.DXF, .DWG), visit www.leviton.com.

Leviton Network Solutions

2222 - 222nd St. SE
Bothell, WA 98021-4416

tel 1-800-824-3005
tel +1-425-486-2222
appeng@leviton.com
www.leviton.com

Asia / Pacific
T +1.631.812.6228
E infoasean@leviton.com

Europe
T +44.0.1592.772124
E customerserviceeu@leviton.com

Canada
T +1.514.954.1840
E pcservice@leviton.com

Mexico
T +52.55.5082.1040
E lsamarketing@leviton.com

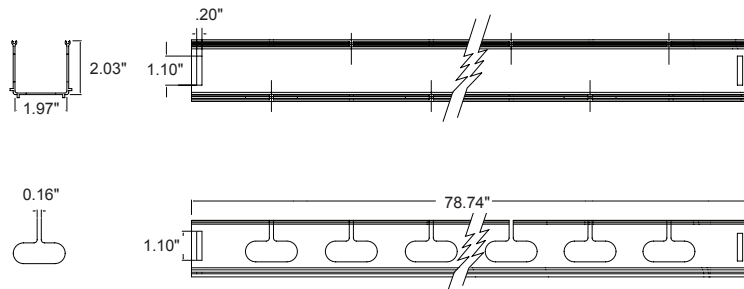
Caribbean
T +1.954.593.1896
E infocaribbean@leviton.com

Middle East & Africa
T +971.4.247.9800
E lmeinfo@leviton.com

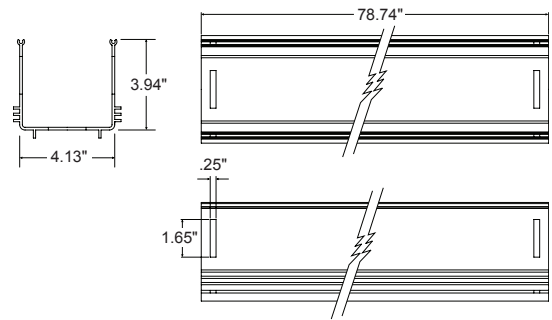
China
T +852.2774.9876
E infochina@leviton.com

South Korea
T +82.2.3273.9963
E infokorea@leviton.com

Colombia
T +57.1.743.6045
E infocolombia@leviton.com



Pictured: S2DCT-DSL
NOTE: Illustrations not to scale



Pictured: S4DCT-SDT
NOTE: Illustrations not to scale

SxDCT-xxx

DUCT DIMENSIONS

Description	2" x 2"	4" x 4"	4" x 8"	4" x 12"
Internal Cross Sectional Area	3.9" ²	14.6" ²	32.1" ²	43.9" ²
Patch Cord Capacity	293	1004	2050	3100
Weight Capacity	22 lbs.	88 lbs.	110 lbs.	126 lbs.

NOTE: Fiber capacities listed are maximum quantities and are based off of cable that is 3.0 mm in diameter. It is recommended that duct be filled to about 50% of its depth with optical fiber to avoid crushing or placing excessive stress on the fiber cable.

DUCTING

Description	2" x 2"	4" x 4"	4" x 8"	4" x 12"
Solid Duct	S2DCT-SDT	S4DCT-SDT	S8DCT-SDT	SWDCT-SDT
Solid Duct and Cover	S2DCT-SDC	S4DCT-SDC	S8DCT-SDC	SWDCT-SDC
Slotted Duct	S2DCT-DSL	S4DCT-DSL	—	—
Solid Duct and Hinged Cover†	S2DCT-DHC	S4DCT-DHC	S8DCT-DHC	—
Slotted Duct and Cover	S2DCT-DCS	S4DCT-DCS	—	—
Slotted Duct and Hinged Cover	—	S4DCT-SHC	—	—

Dimensions listed as H x W.

† 2" x 2" Hinged cover is in eight 10-inch sections only.

Contact inside sales at 800.722.2082 to order.
Callers from outside the U.S. and Canada please dial 1.425.486.2222

ACCESSORIES

Description	2" x 2"	4" x 4"	4" x 8"	4" x 12"
Radius Guide (10 Pack) (fit 2"x2" and 4"x4" slotted ducts)	SRAGD-SLT	SRAGD-SLT	—	—
Joiner	S2JNR-SLT	S4JNR-SLT	S8JNR-SLT	—
Slotless Joiner	—	S4JNR-SLS	S8JNR-SLS	SWJNR-SLS

END CAPS

Description	2" x 2"	4" x 4"	4" x 8"	4" x 12"
End Cap, standard	—	S4END-CAP	S8END-CAP	—
End Cap, slotless	—	S4END-CSL	S8END-CSL	SWEND-CSL
End Cap, Two 0.75" diameter knockouts	S2END-20D	—	—	—
End Cap, One 1.5" diameter knockout	S2END-38D	—	—	—
End Cap, One 1.5" hole	S2END-38H	—	—	—
End Cap Tube Outlet for 2" Tube	S2END-OUT	—	—	—
End Cap, Two 1.75" diameter knockouts	—	S4END-46D	—	—
End Cap, Two 1.25" diameter knockouts	—	S4END-32D	—	—

Dimensions listed as H x W.

Contact inside sales at 800.722.2082 to order. Callers from outside the U.S. and Canada please dial 1.425.486.2222

MOUNTING HARDWARE

Description	Part No.
4" x 4" Wall-Mounting Kit	S4MNT-KIT
4" x 8" Wall-Mounting Kit	S8MNT-KIT
4" x 4" Wall Extension Bracket (up to 10") Mounting Kit	S4EXT-KIT
4" x 8" Wall Extension Bracket (up to 14") Mounting Kit	S8EXT-KIT
2" x 2" Duct Mounting Bracket	S2DMB-000
4" x 4" Duct Mounting Bracket	S4DMB-000
4" x 8" Duct Mounting Bracket	S8DMB-000
4" x 12" Duct Mounting Bracket	SWDMB-000
4" x 4" Suspension Kit (with 3.3' rod)	S4SUS-KIT
4" x 8" Suspension Kit (with 3.3' rod)	S8SUS-KIT
4" x 12" Suspension Kit (with 3.3' rod)	SWSUS-KIT
4" x 12" Suspension Kit (without rod)	SWSUS-WRD
2" x 2" Raised Mounting Kit (for above or below cabinet)	S1RMK-000
4" x 4" Raised Mounting Kit (for above or below cabinet)	S4RMK-000
4" x 8" Raised Mounting Kit (for above or below cabinet)	S8RMK-000
4" x 12" Raised Mounting Kit (for above or below cabinet)	SWRMK-000
2" x 2" Ladder Rack/Unistrut Mounting Kit (Duct Mounting Bracket not included)	S1LRU-000
4" x 4" Ladder Rack/Unistrut Mounting Kit	S4LRU-000
4" x 8" Ladder Rack/Unistrut Mounting Kit	S8LRU-000
5/8" Threaded Rod Side-Mount Bracket (threaded rod not included)	SMH00-SMB

TOOLS

Description	Part No.
Mitre Box (for 1.25" and 2" Ducting)*	SMTRE-050
Mitre Box (for 4", 8" and 12" Ducting)*	SMTRE-300
2" Side Cut-Out Tool Kit (for use with 2" x 2" Side Drop-Off Kits)	S2CUT-TOL
4" Side Cut-Out Tool Kit (for use with 2" x 4" and 4" x 4" Side Drop-Off Kits)	S4CUT-TOL
2" End Slot Tool (for use with 2" x 2" Joiners)	SSLOT-050
4" x 8" End Slot Tool (for use with 4" x 4" and 4" x 8" Joiners)	SSLOT-200

* = Ducting and saw not included.

Contact inside sales at 1.800.722.2082 to order. Callers from outside the US and Canada please dial +1.425.486.2222.