

Cat 6A UTP Angled 110-Style Patch Panels

APPLICATION

Leviton Cat 6A UTP Angled 110-Style Patch Panels are designed for use with industry-standard 19-inch racks and cabinets for telecommunication room and data center applications. Patch panels exceed all component performance requirements in the ANSI/TIA-568.2 standard and the Class E_A component requirements for the ISO/IEC 11801-1, and EN 57013-1 standards from 1 MHz to 500 MHz to support the IEEE 802.3 standard for 10GBASE-T network performance. Patch panels feature industry-standard in-line IDCs and are component rated, which provides greater Cat 6A performance margins in link and channel field testing.



SPECIFICATION

The UTP patch panels shall meet all requirements for Cat 6A component performance as defined in ANSI/TIA-568.2, ISO/IEC 11801-1, and EN 57013-1, and meets IEEE 802.3 requirements for 10GBASE-T. Panels shall feature industry-standard in-line 110 insulation displacement connectors (IDCs) and separated 6-pack IDC blocks. The 110 IDCs shall include conductor retention features and pair separation towers designed specifically for large conductor size in Cat 6A cable. The 110-style termination shall allow the installer to terminate and cut the wires in one action. Patch panels shall be available in 24- and 48-port angled configurations, and shall not require a separate termination manager. Panels shall have a black powder coat finish with white silk-screened port numbers and include Magnifying Lens label holders for optimal visibility in all lighting conditions.

COUNTRY OF ORIGIN

Please contact Customer Service

WARRANTY INFORMATION

For Leviton product warranties, go to leviton.com/warranty

FEATURES & BENEFITS

- Independently tested and verified by Intertek (ETL) for Cat 6A component performance
- 110 IDC termination fields support 26 to 22 AWG solid copper conductors
- Conductor retention feature holds individual conductors in place during termination
- Pair Separation Towers facilitate separation of Cat 6A conductors
- Separated blocks provide room to work with larger Cat 6A cables and help to identify first-pair position
- Terminates up to 50% faster than Cat 6A panels requiring an additional termination manager
- Reversible card shows T568 A and B wiring schemes separately
- Industry-standard port density: 24-port 1RU and 48-port 2RU
- IDC stuffer caps provide termination strain relief
- Angled design facilitates proper bend radius

DESIGN CONSIDERATIONS

- Mounts on 19-inch equipment racks
- Panel offered in 24- and 48-port angled configurations
- Magnifying label holders adjacent to connectors
- Angled design conserves rack space by routing cords directly into vertical cable management

STANDARDS & REGULATIONS

- ANSI/TIA 568.2 component requirements for connecting hardware from 1 MHz to 500 MHz
- ISO/IEC 11801-1 Class E_A
- EN 50713-1
- c(UL)us listed
- ANSI/TIA-1096-A (formerly FCC Part 68)
- IEEE 802.3an to support 10GBASE-T networks
- IEEE 802.3 PoE Type 1, 2, 3, 4 (100 watts max)
- Cisco UPOE, UPOE+ (90 watts max)
- Power over HDBaseT™ PoH (95 watts max)

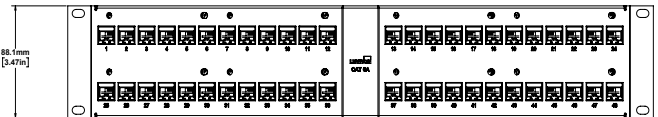
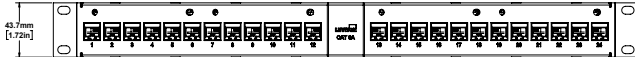
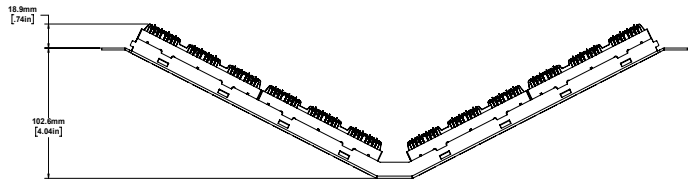
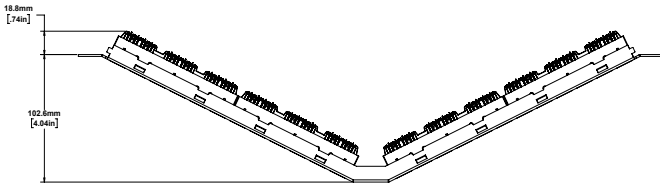
MECHANICAL SPECIFICATIONS

- Dimensions: See page 2
- Materials: 16-gauge steel, black powder coat, PCB and plastic components are UL94V-0
- Temp. (Storage): -40 °C to +70 °C (-40 °F to +158 °F)
- Temp. (Installation): Refer to cable installation temperature
- Temp. (Operating): -10 °C to +60 °C (+14 °F to +140 °F)
- Humidity (Max.): 95% relative humidity, non-condensing

PRODUCT SPECIFICATIONS
6A587-U24, 6A587-U48



6A587-U24, 6A587-U48



6A587-U24

6A587-U48

ANSI/TIA-568.2-D CAT 6A PARAMETERS	CONNECTING HARDWARE REQUIREMENTS* (DB)		
Description	@ 100MHz	@ 250MHz	@ 500MHz
Insertion Loss (IL)	0.20	0.32	0.45
Near-end Crosstalk (NEXT)	54.0	46.0	34.0
Far-end Crosstalk (FEXT)	43.1	35.1	29.1
Return Loss (RL)	28.0	20.0	14.0
Transverse Conversion Loss (TCL)	28.0	20.0	14.0
Transverse Conversion Transfer Loss (TCTL)	28.0	20.0	14.0
Power sum Alien Near-end Crosstalk (PSANEXT)	67.0	62.5	56.5
Power sum Alien Far-end Crosstalk (PSAFEXT)	67.0	59.0	53.0

***Notes:** All requirements are minimum allowable, except IL are maximum allowable. Connecting hardware shall meet requirements of all parameters from 1-500MHz. Values in above table are only at specific frequencies and are for reference only.

PART NUMBERS

Description	Part No.
Cat 6A UTP Angled 110-Style Patch Panel, 1RU, 24-Port, black	6A587-U24
Cat 6A UTP Angled 110-Style Patch Panel, 2RU, 48-Port, black	6A587-U48

For further support information, visit leviton.com/ns/support

USA
 Network Solutions Headquarters
 +1 (800) 722 2082
infoUSA@leviton.com
 Leviton Cable (formerly Berk-Tek)
 +1 (800) 237 5835 | infoUSA@leviton.com

Asia Pacific
 +852 3620 2602
infoAPAC@leviton.com

Canada
 +1 (800) 461 2002
infoCanada@leviton.com

Europe
 +44 (0) 1592 772124
infoEurope@leviton.com

Latin America
 MX: +52 (55) 2128 6286
 LATAM: +52 (55) 2333 5963
infoLATAM@leviton.com

Middle East & Africa
 +971 (4) 247 9800
infoMEA@leviton.com

NETWORK SOLUTIONS PRODUCTS ARE AVAILABLE WORLDWIDE IN OVER 100 COUNTRIES. VISIT US ONLINE AT LEVITON.COM/NS TO LEARN MORE.