



# Network Solutions

Global carbon-neutral manufacturer of innovative  
end-to-end network infrastructure



## **WITH LEVITON NETWORK SOLUTIONS, YOU GET**

a carbon neutral, customer-focused, single-source global manufacturer of innovative end-to-end cabling systems. Our time-tested, flexible solutions are held to the highest standards of quality and performance, delivering the maximum return on your infrastructure investment. We are:

### **CUSTOMER-FOCUSED**

Known for our seamless support, with responsive customer service teams and technical experts only a call away.

### **GLOBAL MANUFACTURER**

Capacity for redundant operations, ensuring product is always available.

### **END-TO-END**

A single-source manufacturer for fiber and copper cabling systems; we make all components in house, constantly innovating on system performance and quality.

Look for these newly introduced solutions:



AX0 Component-Rated UTP and Shielded Jacks (page A5)




OPT-X™ Engage 16-Fiber MPO Solutions (pages B5, B25, B28)



FDT Cat 6A Cable (page A28)



SJZ Cable (page B31)




SDX Shuttered LC Adapter Plates (page B11)



ADVENTUM™ Cables (pages B32-B34)



SDX Fusion Splice Modules (page B14)



PRISM DCS Data Center Solutions (pages F1-F6)

**A** Copper Solutions

**B** Fiber Solutions

**C** Housings & Wallplates

**D** Cable Management

**E** SMARTPATCH™

**F** PRISM DCS Data Center Solutions

**X** Index



# COPPER SOLUTIONS



## SECTION A CONTENTS

<b>JACKS</b>	<b>A3</b>	ATLAS-X1™	<b>PATCH CORDS &amp; PRE-TERMINATED TRUNKS</b>	<b>A17</b>	Cat 6A Patch Cords
	<b>A4</b>	EXTREME™ & GIGAMAX™		<b>A20</b>	Cat 6 High-Flex Patch Cords
	<b>A5</b>	AX0		<b>A21</b>	Cat 6 Patch Cords
	<b>A6</b>	Plugs, Voice Grade & Adapter Bezels		<b>A22</b>	Patch Cord Color Clips & VXC Coupler
<b>AV CONNECTIVITY</b>	<b>A7</b>	QUICKPORT™ AV Jacks, Couplers & Blanks		<b>A23</b>	CP Cords
<b>PATCH PANELS &amp; CROSS CONNECT</b>	<b>A8</b>	e2XHD Snap-In Cassette Patching System	<b>COPPER CABLES</b>	<b>A27</b>	Cat 7A & Cat 7 Shielded
	<b>A9</b>	Flat QUICKPORT		<b>A28</b>	Cat 6A Shielded
	<b>A10</b>	Angled QUICKPORT & VERTIGO™ Zero-U QUICKPORT		<b>A30</b>	Cat 6A Zone & U/UTP
	<b>A11</b>	Snap-In-Jack		<b>A31</b>	Cat 6 Shielded
	<b>A12</b>	Flat & Angled 110-Style		<b>A32</b>	Cat 6 U/UTP
	<b>A13</b>	10GPlus, Cat6Plus & GigaPlus Cat 5e		<b>A33</b>	Cat 5e U/UTP
	<b>A14</b>	Voice-Grade		<b>A34</b>	Additional Cables for Middle East Only
	<b>A15</b>	110-Style Wiring Products	<b>COPPER TOOLS &amp; LABELING</b>	<b>A35</b>	Tools
	<b>A16</b>	66 Blocks & Accessories		<b>A36</b>	Labeling Solutions

For information on which products may not be available in your region, please contact your local customer service representative for details.

# CATEGORY-RATED JACKS | ATLAS-X1™



## ATLAS-X1 COMPONENT-RATED UTP & SHIELDED QUICKPORT™ JACKS

- Innovative wire manager and door-release levers support quick, repeatable terminations
- Unified form factor and termination method, from Cat 5e to Cat 6A
- Tool-free design requires no specialized termination tool
- Patented Retention Force Technology (RFT) protects against tine damage and maintains contact force between plug and jack, preventing arcing from intermittent disconnects in PoE applications
- Interchangeable icons available (voice, data, AV, and blank); color-coded to match the jack face
- Jack with internal shutter is available to protect ports from dust, debris, and contaminants
- Shielded jacks provide additional EMI/RFI protection, signal isolation, and alien crosstalk (AXT) suppression
- Tested and approved for use in air-handling spaces (plenum rating) in accordance with UL Standard 2043
- PoE optimized tine geometry prevents arcing damage where plug and jack make contact, extending jack life and ensuring maximum performance (see specification sheets for full PoE capabilities)
- Solid metal body dissipates 53% more heat than plastic, minimizing damage from excess heat in PoE applications

### WATCH: INSTALLATION VIDEOS



[Leviton.com/ns/videos](http://Leviton.com/ns/videos)

### ATLAS-X1 UTP QUICKPORT JACKS

DESCRIPTION	CAT 6A	CAT 6	CAT 5E
ATLAS-X1 UTP QUICKPORT Jack	<b>[A]</b> 6AUJK-R*6	61UJK-R*6	5EUJK-R+5
ATLAS-X1 UTP QUICKPORT Jack with Shutter	6AUJK-S*6	61UJK-S*6	—
ATLAS-X1 UTP QUICKPORT Jack, GREENPACK 12-pack	6AUJK-C^6	61UJK-C^6	—

### ATLAS-X1 SHIELDED QUICKPORT JACKS

ATLAS-X1 Shielded QUICKPORT Jack	6ASJK-R*6	61SJK-R*6	5ESJK-R+5
ATLAS-X1 Shielded QUICKPORT Jack with Shutter	<b>[B]</b> 6ASJK-S*6	61SJK-S*6	—
ATLAS-X1 Shielded QUICKPORT Jack, GREENPACK™ 12-pack	<b>[C]</b> 6ASJK-C~6	61SJK-C~6	—

### ATLAS-X1 ACCESSORIES

DESCRIPTION	PART NO.
Bulk Icons, pack of 72 (2-sided icons, 24 of each icon)	<b>[D]</b> ICONS-IC*
ATLAS-X1 UTP Wire Managers, bag of 10, white	AXUJK-BWM
ATLAS-X1 Shielded Wire Managers, bag of 10, gray	<b>[E]</b> AXSJK-BGM

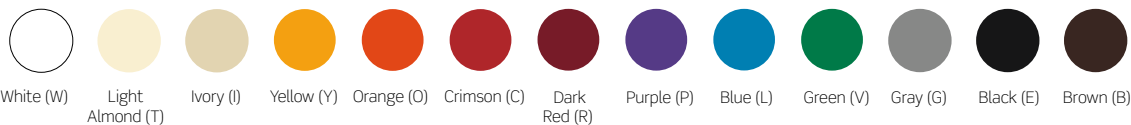
\* = Colors: Choose from any of the colors below.

+ = Colors: White (W), Black (E)

^ = Colors: White (W), Black (E), Blue (L)

~ = Colors: White (W), Black (E), Gray (G)

All Leviton Category-Rated Jacks are RoHS Compliant.



# CATEGORY-RATED JACKS | EXTREME™ & GIGAMAX™



## EXTREME UTP QUICKPORT™ JACKS

- Patented Retention Force Technology (RFT) protects against damage from 4- or 6-pin plugs
- Pair Separation Towers facilitate quick, effective termination
- Compatible with Fluke JackRapid™ Punchdown Tool for quick and easy terminations
- Cat 6A jack includes a patented CONE OF SILENCE™ for additional alien crosstalk (AXT) suppression
- Supports Power over Ethernet (PoE) — see specification sheets for full PoE capabilities

## GIGAMAX UTP QUICKPORT JACKS

- Single T568A or T568B wiring labels simplify terminations
- Narrow jack profile for high-density installations
- Compatible with Fluke JackRapid™ Punchdown Tool for quick and easy terminations
- Durable one-piece frame built for longevity
- Supports Power over Ethernet (PoE) — see specification sheets for full PoE capabilities

### EXTREME UTP QUICKPORT JACKS

DESCRIPTION	CAT 6A	CAT 6	CAT 5E
EXTREME UTP QUICKPORT Jack	<b>[A]</b> 6110G-R*6	<b>[B]</b> 61110-R*6	5G110-R*5
EXTREME UTP QUICKPORT Jack GREENPACK™ 12-pack	6110G-C^6	—	—
EXTREME UTP QUICKPORT Jack, QUICKPACK™ 25-Pack	—	61110-B*6	5G110-B*5
EXTREME UTP QUICKPORT Jack, QUICKPACK 150-pack with JackRapid tool	—	61110-J*6	5G110-J*5
EXTREME UTP QUICKPORT Jack, GREENPACK 200-pack	6110G-2^6	61110-2^6	

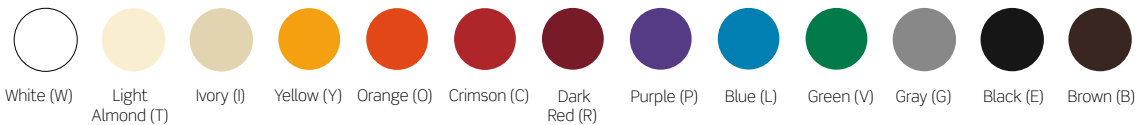
### GIGAMAX CAT 5E UTP QUICKPORT JACKS

GIGAMAX UTP QUICKPORT Jack	<b>[C]</b> 5G108-R*5
GIGAMAX UTP QUICKPORT Jack, QUICKPACK 25-Pack	5G108-B*5
GIGAMAX UTP QUICKPORT Jack, QUICKPACK 150-pack with JackRapid tool	5G108-J*5


\* = Colors: Choose from any of the colors below.

^ = Colors: White (W), Black (E), Blue (L)

All Leviton Category-Rated Jacks are RoHS Compliant.



# CATEGORY-RATED JACKS | AX0



## AX0 COMPONENT-RATED UTP & SHIELDED JACKS

- Tool-free design requires no specialized termination tool
- Shielded jack 360-degree screen provides EMI/RFI protection and signal isolation
- Cat 6A UTP - noise isolating doors provide excellent AXt suppression
- Compatible with interchangeable icons
- Sustainable packaging is fully recyclable and single-use plastic free
- Compatible with QUICKPORT™ modular panels, wallplates, and surface-mount boxes
- Supports Power over Ethernet (PoE) — see specification sheets for full PoE capabilities

### WATCH: TERMINATION VIDEOS



[Leviton.com/ns/videos](http://Leviton.com/ns/videos)

AX0 UTP SNAP-IN JACKS		
DESCRIPTION	CAT 6A	CAT 6
AX0 UTP Snap-In Jack 12-pack, black	<b>[A]</b> AX6AU-GE6	<b>[B]</b> AX61U-GE6
AX0 SHIELDED SNAP-IN JACKS		
AX0 Shielded Snap-In Jack 12-pack	<b>[C]</b> AX6AS-GS6	<b>[D]</b> AX61S-GS6
AX0 ACCESSORIES		
DESCRIPTION	PART NO.	
Bulk Icons, pack of 72 (2-sided icons, 24 of each icon)	ICONS-IC*	

\* = Colors: Choose from any of the colors below.





Adapter Bezels work with all QUICKPORT Jacks.

## CAT 6A PLUG

- Cat 6A Universal Tool-Free plug offers easy field termination without special tools and terminates from 26- to 22-gauge solid or stranded conductors, supporting shielded and UTP applications

## CAT 6 & 5E EZ-RJ45® PLUGS

- Cat 6 and Cat 5e plugs provide quick UTP wire terminations, with clear housing for easy wire sequence verification and cable feedthrough plug opening for crimp precision

## QUICKPORT™ JACK ADAPTER BEZELS

- Allow QUICKPORT jacks to be installed into third-party wallplates and surface-mount boxes
- Bezel color will be visible after installation
- Packaged individually and sold separately from jacks
- CommScope bezels fit SYSTIMAX® or Uniprise® wallplates and surface-mount boxes

CAT 6A PLUG	
DESCRIPTION	PART NO.
<b>[A]</b> Cat 6A Universal Tool-Free Plug	6APLG-S6A
CAT 6/5E EZ-RJ45 PLUGS <sup>^</sup>	
<b>[B]</b> Cat 6 EZ-RJ45 Plug, pack of 50	47613-EZ6
Cat 5e EZ-RJ45 Plug, pack of 10	47613-EZR
Cat 5e EZ-RJ45 Plug, pack of 50	47613-EZC
QUICKPORT JACK ADAPTER BEZELS	
<b>[C]</b> CommScope Jack Adapter Bezel (jack not included)	AB100-00†
<b>[D]</b> Clipsal® Jack Adapter Bezel (jack not included)	AB200-00*
<b>[E]</b> LexCom Jack Adapter Bezel (jack not included)	AB300-00†

<sup>^</sup> = See Copper Tools page A35 for EZ-RJ45 crimp tool.

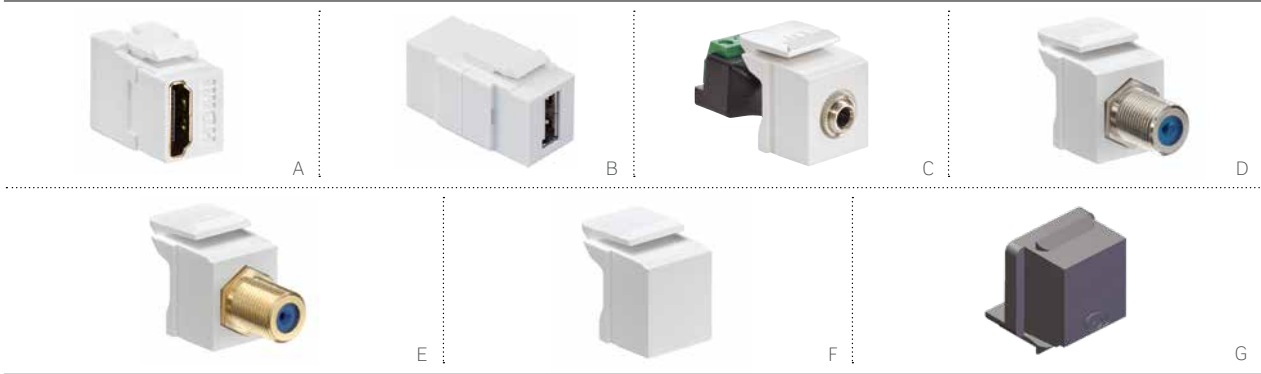
\* = Colors: Choose from any of the colors below.

† = Colors: Choose from White (W) or Black (E).

All Leviton Category-Rated and USOC Jacks are RoHS compliant.



## AV CONNECTIVITY | AV Jacks, Couplers & Blanks



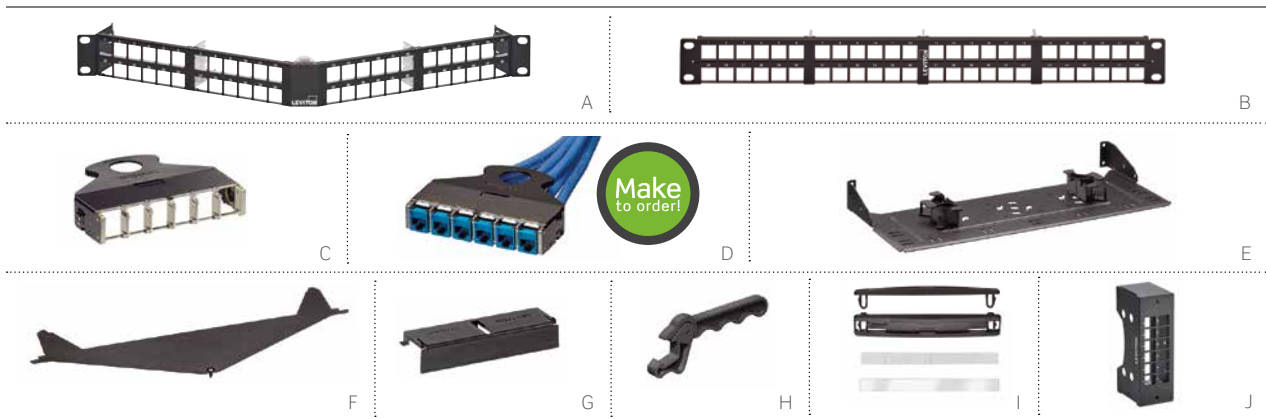
### QUICKPORT™ AV JACKS, COUPLERS & BLANKS

- HDMI® coupler works with HDMI Type A connectors
- 3.5 mm Stereo Jack facilitates classroom, workstation, and computer audio applications
- Coax F-Connector Couplers are SCTE compliant and support signals up to 3 GHz
- QUICKPORT blank inserts secure unused ports in wallplates and housings for future expansion

### SNAP-IN JACK BLANK INSERTS

- Snap-In Jack blank inserts secure unused ports in wallplates and housings for future expansion

QUICKPORT AV JACKS, COUPLERS & BLANKS	
DESCRIPTION	PART NO.
<b>[A]</b> HDMI Coupler, white	40834-00W
<b>[B]</b> USB A/A Coupler, white	40835-00W
<b>[C]</b> 3.5 mm Stereo Jack, screw terminal, white	40839-SWS
<b>[D]</b> F-Connector Coupler, nickel plated, feedthrough, white	41084-FWF
<b>[E]</b> F-Connector Coupler, gold plated, feedthrough, white	40831-FWG
<b>[F]</b> Blank Insert (pack of 10), white	41084-0BW
SNAP-IN-JACK BLANK INSERTS	
<b>[G]</b> Snap-in Jack Blank, black	MMCJAKBLK2
Snap-in Jack Blank, white	MMCJAKBLK3



### E2XHD SNAP-IN CASSETTE PATCHING SYSTEM

- High-density panels allow a mix-and-match of Leviton UTP, shielded, or fiber snap-in cassettes
- Cassettes are available empty or on pre-terminated trunks (see [Leviton.com/mto](http://Leviton.com/mto))
- Copper jacks easily snap into cassette after termination

### E2XHD UTP & SHIELDED SNAP-IN CASSETTE PATCHING SYSTEM

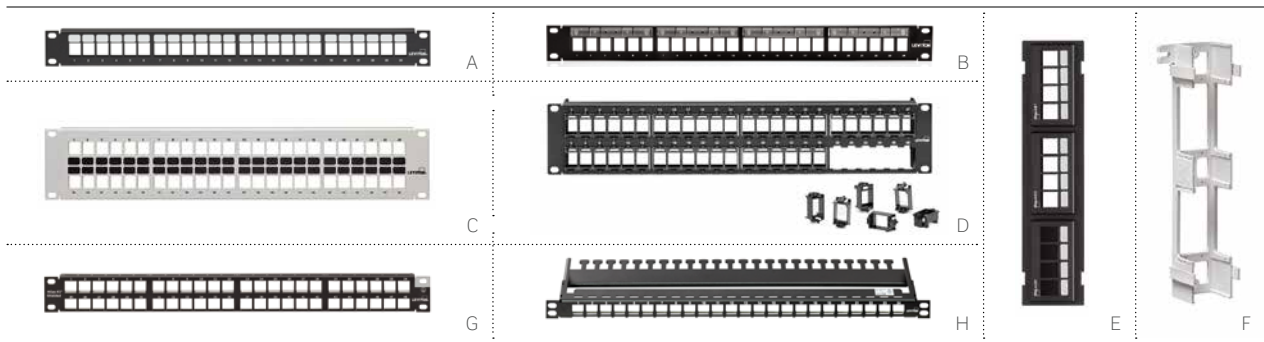
DESCRIPTION	PART NO.
<b>[A]</b> 1RU 48-Port e2XHD Angled High-Density Panel, supports UTP, shielded, and fiber media, black	E2X1A-E48
<b>[B]</b> 1RU 48-Port e2XHD Flat High-Density Panel, supports UTP, shielded, and fiber media, black	E2X1F-E48
<b>[C]</b> 6-port e2XHD Cassette, empty	E2XHD-BRK
<b>[D]</b> e2XHD Copper Cassette, terminated to trunk cable	Configure online at <a href="http://Leviton.com/mto">Leviton.com/mto</a>
e2XHD Rear Cable Manager for Angled Panel, with fiber storage rings (four quarter-round rings)	E2XHD-CMB
<b>[E]</b> e2XHD Rear Cable Manager for Flat Panel, with fiber storage rings (four quarter-round rings)	E2X1F-CMB
<b>[F]</b> e2XHD Angled Panel Cover, black	E2XHD-COV
<b>[G]</b> e2XHD Cassette Blank, black	E2XHD-BLK
<b>[H]</b> QUICKPORT™ Jack Removal Tool	E2XHD-JRT
<b>[I]</b> e2XHD Label Kit, occupies one row of panel (4 pack)	E2XHD-LBL
<b>[J]</b> e2XHD Mini Panel, supports UTP, shielded, and fiber media, black	E2XMB-S12
e2XHD Extension Bracket, 1RU	E2X1F-BKT
e2XHD Extension Bracket, 2RU	E2X2F-BKT



e2XHD Snap-In Cassette Patching System for fiber applications on pages B17-B18.

# PATCH PANELS | Flat QUICKPORT™ > UTP & Shielded

Patch Panels  
COPPER



## FLAT UTP QUICKPORT PATCH PANELS

- Silk-screened port numbers on panel front
- Low profile for areas with space constraints or inside cabinets
- Rear cable management bars for white panels and others noted below are sold separately

## FLAT SHIELDED QUICKPORT PATCH PANELS

- Shielding protects against electromagnetic interference (EMI) and radio frequency interference (RFI), and provides excellent alien crosstalk (AXT) suppression
- Includes appropriate earthing hardware
- Rear cable management bars for white panels and others noted below are sold separately

See Section D for Cable Management Solutions and Accessories.




FLAT QUICKPORT PATCH PANELS & PATCH BLOCKS				
DESCRIPTION	0RU 12-PORT	1RU 24-PORT	1RU 48-PORT	2RU 48-PORT
Flat QUICKPORT Patch Panel, black	—	[A] 49255-H24	—	49255-H48
Flat QUICKPORT Patch Panel, black, without cable management bar	—	49355-H24*	—	49355-H48*
Flat QUICKPORT Patch Panel, white, without cable management bar	—	49255-W24*	—	[C] 49255-W48*
Flat QUICKPORT Patch Panel, black, magnifying lens label holder	—	[B] 49255-L24	—	49255-L48
Flat High-Density QUICKPORT Patch Panel, black	—	—	49255-Q48*	—
Flat QUICKPORT Front Loading Patch Panel, black	—	—	—	[D] 49455-48B
Flat QUICKPORT Patch Panel, black, vertical numbering	—	—	49255-V48*	49255-48N
12-Port QUICKPORT Patch Block, black, mounting bracket (item F below) sold separately, 10" H x 2.375" W	[E] 49255-Q89	—	—	—
12-Port QUICKPORT Patch Block, extra deep, black, mounting bracket included, 10" H x 2.375" W	47689-QQP	—	—	—

FLAT SHIELDED QUICKPORT PATCH PANELS				
DESCRIPTION	HALF RU 24-PORT	1RU 24-PORT	1RU 48-PORT	2RU 48-PORT
Flat Shielded QUICKPORT Patch Panel, black	—	4S255-S24	—	4S255-S48
Flat Shielded QUICKPORT Patch Panel, black, without cable management bar	—	—	[G] 4S255-D48*	—
Flat Shielded QUICKPORT Patch Panel, supports UTP, shielded, and fiber media, black	[H] 4S255-4BH	—	—	—
Flat Shielded QUICKPORT Patch Panel, white	—	4S255-WS4*	4S255-W48*	4S255-WS8*
Flat Shielded QUICKPORT Patch Panel with Vertical Numbering	—	—	—	4S255-48N

PATCH PANEL ACCESSORIES	
DESCRIPTION	PART NO.
Front Loading Patch Panel Bezel Replacement, pack of 4	FLPBE-4EB
QUICKPORT Patch Block 89D Mounting Bracket (mounts to item E)	[F] 40089-00D

\* = Cable management bar sold separately.

# PATCH PANELS | Angled QUICKPORT™ & VERTIGO™ Zero-U QUICKPORT > UTP & Shielded



## ANGLED UTP QUICKPORT PATCH PANELS

- Angled design conserves rack space by routing patch cords directly into vertical cable management
- Angled design facilitates proper bend radius and simplifies termination
- Select panels include patented magnifying lens label holders for easy reading
- Rear cable management bars sold separately

## ANGLED SHIELDED QUICKPORT PATCH PANELS

- Shielding protects against electromagnetic interference (EMI) and radio frequency interference (RFI), and provides excellent alien crosstalk (AXT) suppression
- High-density 1RU 48-port option maximizes rack space and reduces costs in high-density applications
- Rear cable management bars sold separately

See Section D for Cable Management Solutions and Accessories.



## VERTIGO ZERO-U QUICKPORT PATCH PANEL

- Can be mounted to a ladder tray, wire basket, under a raised floor, or onto modular furniture
- Improves cabinet center airflow by routing rear cable along outer edges
- Hinged doors provide easy access to termination field

## PASSIVE ZONE ENCLOSURE

- Low Profile Zone Box is 1.75" high, allowing efficient installation under low profile access floors, in furniture, above ceilings, and on walls, stackable to support applications beyond 24 ports; accepts all QUICKPORT connectivity
- Additional zone enclosures can be found on pages D11-D12

### ANGLED QUICKPORT PATCH PANELS

DESCRIPTION	1RU 24-PORT	1RU 48-PORT	2RU 48-PORT
Angled QUICKPORT Patch Panel, black	49256-H24	<b>[A]</b> 49256-D48	49256-H48
Angled QUICKPORT Patch Panel, white	49256-W4L	—	49256-W8L
Angled QUICKPORT Patch Panel, magnifying lens holder, black	49256-L24	—	49256-L48
Angled QUICKPORT Patch Panel, magnifying lens holder, white	49256-W4M	—	49256-W8M

### ANGLED SHIELDED QUICKPORT PATCH PANELS

Angled Shielded QUICKPORT Patch Panel, black	4S256-S24	4S256-D48	4S256-S48
Angled Shielded QUICKPORT Patch Panel, white	4S256-WS4	—	<b>[B]</b> 4S256-WS8

### VERTIGO ZERO-U QUICKPORT PATCH PANELS

DESCRIPTION	PART NO.
<b>[C]</b> 12-Port UTP QUICKPORT VERTIGO Panel, panel only, empty	49280-QP0


### PASSIVE ZONE ENCLOSURE

DESCRIPTION	PART NO.
<b>[D]</b> 24-Port Low Profile Zone Box	49225-24E

# PATCH PANELS | Snap-In-Jack

Patch Panels

COPPER



## SNAP-IN-JACK PATCH PANELS

- Modular design accepts QUICKPORT™ and AX0 Jacks
- Staggered design offers additional crosstalk performance in UTP AX0 systems
- Unique inline angled port panel facilitates cord routing directly into the vertical side management, saving on space in the rack

## 24-PORT COLORED INSERT SNAP-IN-JACK PATCH PANELS & ACCESSORIES

- Allows for colored inserts for individual port/service identification
- Comes with black inserts, optional colors sold separately
- Includes detachable rear manager

SNAP-IN-JACK PATCH PANELS		
DESCRIPTION	GRAY	BLACK
[A] 1RU 24-Port Modular Inline Panel with Management Bar	MMCPNLX24SIJ8MIL	MMCPNLX24SIJ2MIL
[B] 1RU 24-Port Modular Staggered Panel	—	MMCPNLX24SIJ2
[C] 1RU 24-Port Modular Staggered Panel with Management Bar	—	MMCPNLX24SIJ2M-B
[D] 1RU 24-Port Modular Angled Panel with Management Bar	—	MMCPNLX24SIJ2MAN
[E] 1RU 24-Port Colored Insert Snap-in-Jack Panel	MMCPNLX24SIJ8DCI	MMCPNLX24SIJ2DCI


Note: Panels supplied empty, jacks must be purchased separately.

See Section D for Cable Management Solutions and Accessories.



MMCACCCMSJ8 (gray),  
MMCACCCMSJ2 (black) —  
Modular Cable Manager for use  
with Staggered Panel only (B-D)

COLORED DUST COVER INSERTS & ACCESSORIES	
DESCRIPTION	PART NO.
[F] Insert with Dust Cover, red	MMCACCINSDC1
[G] Insert with Dust Cover, black	MMCACCINSDC2
[H] Insert with Dust Cover, white	MMCACCINSDC3
[I] Insert with Dust Cover, blue	MMCACCINSDC4
[J] Insert with Dust Cover, green	MMCACCINSDC5
[K] Insert with Dust Cover, yellow	MMCACCINSDC6
Insert with Dust Cover, purple	MMCACCINSDC7
Insert with Dust Cover, gray	MMCACCINSDC8
Insert with Dust Cover, orange	MMCACCINSDC9
Retraction Tool	MMCIRT001



## FLAT AND ANGLED 110-STYLE PATCH PANELS

- Includes color codes for T568A and T568B wiring schemes
- Cat 5e and Cat 6 include 25-pair wiring schemes
- Select panels include patented magnifying lens label holders for easy reading
- Patented Retention Force Technology (RFT) protects against time damage from 4- or 6-pin plugs, saves on costly repairs, and increases system longevity (select panels only)
- Rear Cable Management Bar is included unless otherwise noted
- 1RU 24-port panels include factory assembled earthing jumper (select panels only)
- Select panels include the Cable Management Clip for faster, easy cable singulation
- Angled design conserves rack space by routing patch cords directly into vertical cable management
- Angled design facilitates proper bend radius and simplifies termination

See Section D for Cable Management Solutions and Accessories.

## CATEGORY RATED PATCH PANELS WITH JACKS

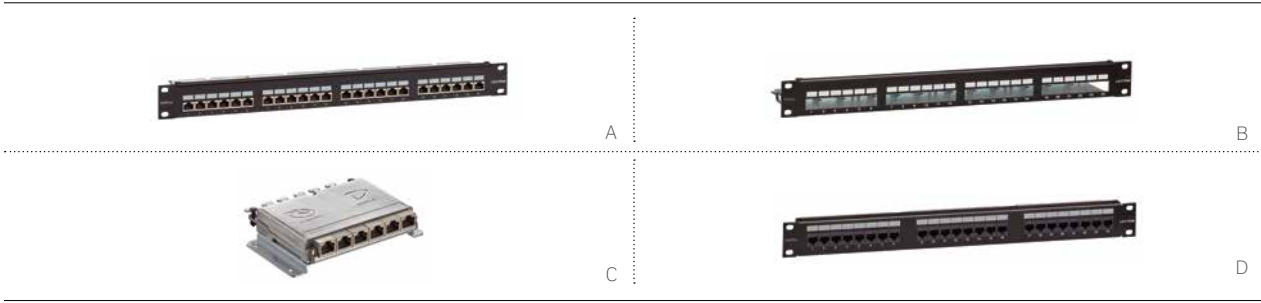
- Rear cable management bar included unless otherwise noted
- Panels are packaged with the corresponding number of EXTREME™ Jacks

FLAT 110-STYLE PATCH PANELS & PATCH BLOCK			
DESCRIPTION	CAT 6A	CAT 6	CAT 5E
1RU 12-Port Flat UTP 110-Style Patch Panel, black	—	69586-U12	5G596-U12
1RU 24-Port Flat UTP 110-Style Patch Panel, black	—	<b>[B]</b> 69586-B24	5G596-U24 <sup>^</sup>
1RU 24-Port Flat UTP 110-Style Patch Panel, magnifying lens label holder, black	<b>[A]</b> 6A586-U24 <sup>^</sup>	69586-L24 <sup>^</sup>	—
1RU 24-Port Flat UTP 110-Style with Tray, black	—	69586-024	—
1RU 24-Port Flat Shielded 110-Style with Tray, black	—	<b>[C]</b> 6S586-024	—
2RU 48-Port Flat UTP 110-Style Patch Panel, black	—	<b>[D]</b> 69586-U48 <sup>^</sup>	5G596-U48 <sup>^</sup>
2RU 48-Port Flat UTP 110-Style Patch Panel, magnifying lens label holder, black	6A586-U48 <sup>^</sup>	69586-L48 <sup>^</sup>	—
2RU 48-Port Flat UTP 110-Style Patch Panel, central labeling, black	—	69586-C48 <sup>^</sup>	—
4RU 96-Port Flat UTP 110-Style Patch Panel, black	—	69586-U96 <sup>^</sup>	—
12-Port UTP 110-Style Patch Block, 89D bracket, black	—	<b>[E]</b> 69586-U89	5G596-U89
ANGLED 110-STYLE PATCH PANELS*			
1RU 24-Port Angled UTP 110-Style Patch Panel, black	—	69587-U24	—
1RU 24-Port Angled UTP 110-Style Patch Panel, magnifying lens holder, black	6A587-U24 <sup>^</sup>	69587-L24	—
2RU 48-Port Angled UTP 110-Style Patch Panel, magnifying lens holder, black	6A587-U48 <sup>^</sup>	69587-L48	—
PATCH PANELS WITH QUICKPORT™ JACKS			
1RU 24-Port Flat UTP QUICKPORT Patch Panel with 24 black EXTREME Jacks	6910G-U24	69270-U24	5G270-U24
2RU 48-Port Flat UTP QUICKPORT Patch Panel with 48 black EXTREME Jacks	6910G-U48	69270-U48	5G270-U48

\* = Cable Management Bar sold separately.

<sup>^</sup> = Available in the Middle East.

# PATCH PANELS | 10GPlus Cat 6A Patch Panels & Modules, Cat6Plus Cat 6 & GigaPlus Cat 5e



## 10GPLUS CAT 6A PATCH PANELS

- Accept four shielded removable modular units, each comprising 6 ports
- Cable management/strain relief built into the panel rear
- Standard LSA IDC termination

## 10GPLUS CAT 6A CONSOLIDATION POINT MODULES

- Low-profile shielded module with 6 RJ-45 ports
- Include cable tie points, panel chassis locks, earthing point, and dust caps
- Available with mounting bracket for secure fixing under floors, on walls, and other areas where consolidation points are found

### 10GPLUS CAT 6A PATCH PANELS\*

<b>[A]</b>	24-Port 10GPlus Shielded Patch Panel, black	AC6PNLF240K2x
<b>[B]</b>	10GPlus Patch Panel, 1RU chassis only, black	AC6PNLC240K2M

### 10GPLUS CAT 6A CONSOLIDATION POINT MODULES

	6-Port 10GPlus Consolidation Point Module, metallic	AC6CPF060K
<b>[C]</b>	6-Port 10GPlus Consolidation Point Module with mounting bracket, metallic	AC6CPF060KM

\* = Additional colors available. Contact customer service for details.  
x = 0.5RU (H), 1RU (M)



For custom configurations, please visit [Leviton.com/mto](http://Leviton.com/mto) or call +44 (0) 1592 772124.

## CAT6PLUS CAT 6 PATCH PANEL

- Rear cable management for easy routing and strain relief
- Include numerical port labeling and writable surface for each port

## GIGAPLUS CAT 5E PATCH PANEL

- Universal IDC panel available in 1RU 24-port option
- Panels available with built-in rear cable management/strain relief

### CAT6PLUS CAT 6 PATCH PANEL, SHIELDED


DESCRIPTION	PART NO.
Cat6Plus 1RU 24-Port LSA-Style, shielded, gray	C6CPNLF240K8M

### GIGAPLUS CAT 5E PATCH PANEL, UTP

<b>[D]</b> GigaPlus 1RU 24-Port, Universal IDC, UTP, black	GPCPNLU24002
--	--------------



A-C



D

### VOICE-GRADE 110-STYLE PATCH PANELS

- 110-style or female 25-pair configurations
- Unique label delineates 1-, 2-, 4-, or 25-pair termination options
- 25th pair (violet/slate) is not used in 25-pair style panels
- 8P8C panel supports 10/100BASE-T applications
- Features 25-pair female Amphenol® RJ-21X jacks

### RJ-21X CONNECTORS PER PATCH PANEL

PART NO.	24-PORT	48-PORT
49012	1	2
49014	2	4
49018	4	8

### VOICE-GRADE LSA-STYLE PATCH PANELS


- Compact 25- and 50-port panels, both in a 1RU footprint
- Suitable for a variety of Private Branch exchange (PBX) systems and direct-line jacks

### VOICE-GRADE 110-STYLE PATCH PANELS

DESCRIPTION	1RU 24-PORT	2RU 48-PORT
8P4C Patch Panel, 110 termination, 2 wire-pairs per port	<b>[A]</b> 49013-P24	<b>[D]</b> 49013-P48
8P4C Patch Panel, two 25-pair connectors per 24 ports, 2 wire-pairs per port	49014-J24	<b>[B]</b> 49014-J48
8P2C Patch Panel, one 25-pair connector per 24 ports, 1 wire-pair per port	49012-J24	49012-J48
8P8C Patch Panel, one 25-pair connector per 6 ports (supports 10/100BASE-T), 4 wire-pairs per port	<b>[C]</b> 49018-J24	49018-J48

### VOICE-GRADE LSA-STYLE PATCH PANELS

DESCRIPTION	PART NO.
Voice panel 4 pin wiring, 1RU, 50-port, UTP, black	C5CPNLU504PK2M
Voice panel 6 pin wiring, 1RU, 25-port, UTP, black	C5CPNLU256PK2M



**CAT 6A 110-STYLE WIRING BLOCKS**

- Supports high-frequency data signals up to 500 MHz
- Can be used as a consolidation point (CP) in a TIA-defined 90 m permanent link
- Designed to mitigate alien crosstalk (AXT)
- Independently tested and verified by Intertek (ETL) to meet all TIA component, permanent link, and channel requirements

**CAT 6 110-STYLE WIRING PRODUCTS**

- Supports voice, data, and security applications
- Wall-mount wiring block kits available in 96- and 288-pairs
- Connector clips withstand 200 re-terminations

**CAT 5E 110-STYLE WIRING PRODUCTS**

- Wall-mount bases available in 50- and 100-pair with or without legs
- 300-pair bases include stand-off legs, labels, and label holders
- Kits include bases, connecting blocks, labels, and holders
- Rack-mount units are for 100- and 300-pair densities
- 110-style wiring cable management available

**WATCH: INSTALLATION VIDEOS**



[Leviton.com/ns/videos](http://Leviton.com/ns/videos)  
 "How to Terminate 110-Style Cross-Connect"

**CAT 6A 110-STYLE WALL-MOUNT WIRING BLOCK KITS**

DESCRIPTION	PART NO.
<b>[A]</b> MILLENNIUM™ Cat 6A 110-Style Wiring Block, 64-pair, wall mount, with legs and C-4 clips <sup>^</sup>	41D6A-1F4

**CAT 6 110-STYLE WIRING BLOCK KITS (WITH C-4 CLIPS) & ACCESSORIES**

<b>[B]</b> Cat 6 110-Style Wiring Block, wall mount, with legs <sup>^</sup>	41AB6-xF4
<b>[C]</b> Cat 6 110-Style Wiring Block, rack mount	41DR6-1F4
<b>[D]</b> Cat 6 C-4 Clips (bag of 10)	69104-IDC

**CAT 5E 110-STYLE WIRING BLOCK KITS**

Cat 5e 110-Style Wall-Mount Wiring Block Kit, wall mount, with legs, 100 pair	41AB2-1F*
Cat 5e 110-Style Wall-Mount Wiring Block Kit, wall mount, without legs, 100 pair, C-5 clips	41NB2-1F5
<b>[E]</b> Cat 5e 110-Style Rack-Mount Wiring Block Kit, rack mount, 100 pair, 1RU	41DBR-1F*
Cat 5e 110-Style Rack-Mount Wiring Block Kit, rack mount, 300 pair, 3RU	41DBR-3F*

**CAT 5E 110-STYLE WIRING BLOCKS**

89D Bracket Compatible Wiring Base Unit†, 50 pair	41DW1-589
---	-----------


**RACK-MOUNT MANAGER**

<b>[F]</b> Rack-Mount Horizontal Cord Manager	41D1R-HCM
---	-----------

**CAT 5E 110-STYLE CONNECTOR CLIPS**

Cat 5e 110-Style Connector Clips (bag of 10), C-4 clips	4910*-IDC
---	-----------

<sup>^</sup> = Cat 6A/6 110-Style wiring block stand-off legs are non-removable. Legs not sold separately for Cat 6A/6 wiring blocks.  
<sup>x</sup> = 96 Pair (1), 288 Pair (3)  
<sup>\*</sup> = C-4 Clips (4), C-5 Clips (5)  
<sup>†</sup> = 89D Brackets, 40089-00D, sold separately. See page A16.

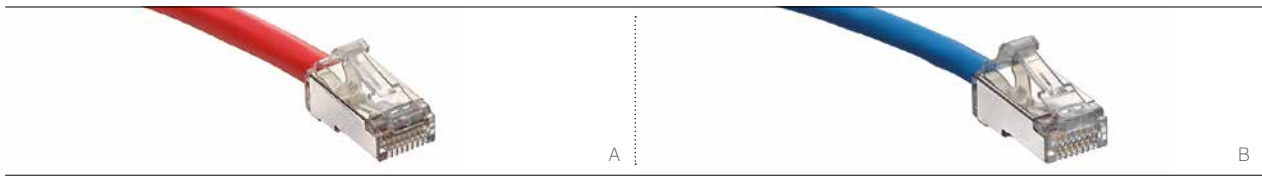


### 66 CONNECTING BLOCKS

- Available as Pre-Connectorized Demarc Block-with mounting bracket and orange cover or 50-pair Split M configuration-block only
- High-impact fire-retardant UL 94V-0 plastic
- Phosphor bronze quick-connect insulation displacement 66-clips
- Accessories include brackets and bridging clips

66 CONNECTING BLOCKS	
DESCRIPTION	PART NO.
<b>[A]</b> Split M-Block, 50-pair [66M1-50] 10" H x 3 5/16" W x 1 3/16" D	40066-M50
<b>[B]</b> Connectorized Demarc Block [66M1-50R] 10" H x 3 13/32" W x 2 3/4" D, female Amphenol®	40066-0MR
BRIDGING CLIPS	
<b>[C]</b> Bridging Clips (SA-1), pack of 50	40067-0BC
BRACKET FOR M-BLOCKS & CONNECTOR MOUNTING	
<b>[D]</b> 89-D Mounting Bracket, for Split M-Block 10" H x 3 13/32" W x 1 1/2" D	40089-00D

# PATCH CORDS | Cat 6A



## CAT 6A PATCH CORDS

- Short boot design of 2.65 mm (0.10 in) reduces installed bend radius for limited depth applications
- Patch cord bend radius is 24.4 mm (0.96 in)
- Provide exceptional alien crosstalk (AXT) suppression and EMI/RFI protection in Cat 6A channels
- Same cord for UTP or shielded installations
- Ergonomic release tab allows for quick and easy connections and disconnects
- Tested and verified to meet ANSI/TIA-568.2-D and ISO/IEC 11801-1 component requirements
- Supports Power over Ethernet (PoE) — see specification sheets for full PoE capabilities
- Country of origin: USA

## CAT 6A SMALL DIAMETER HIGH-FLEX PATCH CORDS

- Outside diameter of 4.7 mm (0.185 in)
- Bend radius is a narrow 18.8 mm (0.74 in) versus 25.4 mm (1.0 in) for typical Cat 6A patch cords
- Short boot design of 2.65 mm (0.10 in) reduces installed bend radius for limited depth applications
- Accommodate use in ultra high-density switches, routers, and other electronics
- Dual-rated cable jacket (CM/LSZH)
- Same cord for UTP or shielded installations
- Tested and verified to meet ANSI/TIA-568.2-D and ISO/IEC 11801-1 component requirements
- Supports Power over Ethernet (PoE) — see specification sheets for full PoE capabilities
- Packaged in 12- and 24-unit GREENPACKS with Sustainably Smart Packaging that is fully recyclable and single-use plastic free
- Living Building Challenge Red List Free product


[A] CAT 6A PATCH CORDS							
DESCRIPTION	WHITE	YELLOW	RED	BLUE	GREEN	GRAY	BLACK
1 m (3 ft) Patch Cord	6AS10-03W	6AS10-03Y	6AS10-03R	6AS10-03L	6AS10-03G	6AS10-03S	6AS10-03E
1.5 m (5 ft) Patch Cord	6AS10-05W	6AS10-05Y	6AS10-05R	6AS10-05L	6AS10-05G	6AS10-05S	6AS10-05E
2 m (7 ft) Patch Cord	6AS10-07W	6AS10-07Y	6AS10-07R	6AS10-07L	6AS10-07G	6AS10-07S	6AS10-07E
3 m (10 ft) Patch Cord	6AS10-10W	6AS10-10Y	6AS10-10R	6AS10-10L	6AS10-10G	6AS10-10S	6AS10-10E
4.5 m (15 ft) Patch Cord	6AS10-15W	6AS10-15Y	6AS10-15R	6AS10-15L	6AS10-15G	6AS10-15S	6AS10-15E
6 m (20 ft) Patch Cord	6AS10-20W	6AS10-20Y	6AS10-20R	6AS10-20L	6AS10-20G	6AS10-20S	6AS10-20E
[B] CAT 6A SMALL DIAMETER HIGH-FLEX PATCH CORDS - GREENPACK							
DESCRIPTION	WHITE	YELLOW	RED	BLUE	GREEN	GRAY	BLACK
GREENPACK™ OF 24							
0.3 m (1 ft) Patch Cord	H6AP0-01W	H6AP0-01Y	H6AP0-01R	H6AP0-01L	H6AP0-01G	H6AP0-01S	H6AP0-01E
1 m (3 ft) Patch Cord	H6AP0-03W	H6AP0-03Y	H6AP0-03R	H6AP0-03L	H6AP0-03G	H6AP0-03S	H6AP0-03E
1.5 m (5 ft) Patch Cord	H6AP0-05W	H6AP0-05Y	H6AP0-05R	H6AP0-05L	H6AP0-05G	H6AP0-05S	H6AP0-05E
2 m (7 ft) Patch Cord	H6AP0-07W	H6AP0-07Y	H6AP0-07R	H6AP0-07L	H6AP0-07G	H6AP0-07S	H6AP0-07E
3 m (10 ft) Patch Cord	H6AP0-10W	H6AP0-10Y	H6AP0-10R	H6AP0-10L	H6AP0-10G	H6AP0-10S	H6AP0-10E
GREENPACK OF 12							
4.5 m (15 ft) Patch Cord	H6AP0-15W	H6AP0-15Y	H6AP0-15R	H6AP0-15L	H6AP0-15G	H6AP0-15S	H6AP0-15E
6 m (20 ft) Patch Cord	H6AP0-20W	H6AP0-20Y	H6AP0-20R	H6AP0-20L	H6AP0-20G	H6AP0-20S	H6AP0-20E

All Leviton Cat 6A patch cords are RoHS Compliant.  
Violet and Orange are non-stocked colors.



Additional colors and custom lengths available; for assistance please visit [Leviton.com/mto](http://Leviton.com/mto) or call Tech Support at (800) 722 2082





**CAT 6A SHIELDED STRANDED PATCH CORDS**

- Factory-made and tested 26-gauge patch cords offer guaranteed quality and optimum performance
- LSHF/LSZH materials as standard
- Shielded cable is standard for stranded cords
- Designed to have a repeatable, controlled and consistent assembly, ensuring optimum performance
- Backwards compatible to Cat 6 and Cat 5e
- Compliant with Cat 6A and Class E<sub>A</sub> standards
- Short boot design of 2.65 mm (0.10 in) reduces installed bend radius for limited depth applications
- Packaged in 12- and 24-unit GREENPACKS with Sustainably Smart Packaging that is fully recyclable and single-use plastic free

**CAT 6A U/FTP SOLID CPR RATED PATCH CORDS**

- Factory-made and tested 26-gauge solid conductor patch cords offer guaranteed quality and optimum performance
- LSHF/LSZH materials as standard
- Low-profile boots for higher density blade connectivity
- Designed to have a repeatable, controlled and consistent assembly, ensuring optimum performance
- Backwards compatible to Cat 6 and Cat 5e
- Compliant with Cat 6A and Class E<sub>A</sub> standards

[A] CAT 6A SHIELDED STRANDED PATCH CORDS* - GREENPACK					
DESCRIPTION	YELLOW	RED	BLUE	GREEN	GRAY
GREENPACK™ OF 24					
.5 m (1.5 ft)	AC6PCG005-6CCHB-P24	AC6PCG005-1CCHB-P24	AC6PCG005-4CCHB-P24	AC6PCG005-5CCHB-P24	AC6PCG005-8CCHB-P24
1 m (3 ft)	AC6PCG010-6CCHB-P24	AC6PCG010-1CCHB-P24	AC6PCG010-4CCHB-P24	AC6PCG010-5CCHB-P24	AC6PCG010-8CCHB-P24
1.5 m (5 ft)	AC6PCG015-6CCHB-P24	AC6PCG015-1CCHB-P24	AC6PCG015-4CCHB-P24	AC6PCG015-5CCHB-P24	AC6PCG015-8CCHB-P24
2 m (7 ft)	AC6PCG020-6CCHB-P24	AC6PCG020-1CCHB-P24	AC6PCG020-4CCHB-P24	AC6PCG020-5CCHB-P24	AC6PCG020-8CCHB-P24
3 m (10 ft)	AC6PCG030-6CCHB-P24	AC6PCG030-1CCHB-P24	AC6PCG030-4CCHB-P24	AC6PCG030-5CCHB-P24	AC6PCG030-8CCHB-P24
GREENPACK OF 12					
5 m (17 ft)	AC6PCG050-6CCHB-P12	AC6PCG050-1CCHB-P12	AC6PCG050-4CCHB-P12	AC6PCG050-5CCHB-P12	AC6PCG050-8CCHB-P12
[B] CAT 6A U/FTP SOLID CPR RATED PATCH CORDS					
DESCRIPTION	Cca (GREEN)		Dca (BLUE)	Eca (VIOLET)	
Cat 6A U/FTP Solid Patch Cord	AC6PCGxxx-588HBSC		AC6PCGxxx-488HBSD	AC6PCGxxx-788HBSE	

All Leviton Cat 6A patch cords are RoHS Compliant.  
 \* = Also available in white, violet, and black. Non-standard color and length options are available to order on request.  
 Note: Cat 6A U/FTP Solid patch cords are only available with gray boots.  
 xxx = Length: 100 (10 m), 200 (20 m), 300 (30 m), 400 (40 m), 500 (50 m), 600 (60 m)



# PATCH CORDS | Cat 6A

Patch Cords

COPPER



A

## CAT 6A STRANDED PATCH CORDS

- Provide exceptional alien crosstalk (AXT) suppression and EMI/RFI protection in Cat 6A channels
- LSHF/LSZH materials as standard
- Short boot design of 2.65 mm (0.10 in) reduces installed bend radius for limited depth applications
- Cat 6A cord can be used for UTP or shielded installations
- Cords feature narrow-profile boot for less congestion in high-density applications
- Ergonomic release tab allows for quick and easy connections and disconnects
- Tested and verified to meet ANSI/TIA-568.2-D and ISO/IEC 11801-1 component requirements
- Supports Power over Ethernet (PoE) — see specification sheets for full PoE capabilities
- Packaged in 12- and 24-unit GREENPACKS with Sustainably Smart Packaging that is fully recyclable and single-use plastic free

### [A] CAT 6A STRANDED PATCH CORDS - GREENPACK

DESCRIPTION	YELLOW	RED	BLUE	GREEN	GRAY
<b>GREENPACK™ OF 24</b>					
.5 m (1.5 ft)	AC6PCF005-6CCHB-P24	AC6PCF005-1CCHB-P24	AC6PCF005-4CCHB-P24	AC6PCF005-5CCHB-P24	AC6PCF005-8CCHB-P24
1 m (3 ft)	AC6PCF010-6CCHB-P24	AC6PCF010-1CCHB-P24	AC6PCF010-4CCHB-P24	AC6PCF010-5CCHB-P24	AC6PCF010-8CCHB-P24
1.5 m (5 ft)	AC6PCF015-6CCHB-P24	AC6PCF015-1CCHB-P24	AC6PCF015-4CCHB-P24	AC6PCF015-5CCHB-P24	AC6PCF015-8CCHB-P24
2 m (7 ft)	AC6PCF020-6CCHB-P24	AC6PCF020-1CCHB-P24	AC6PCF020-4CCHB-P24	AC6PCF020-5CCHB-P24	AC6PCF020-8CCHB-P24
3 m (10 ft)	AC6PCF030-6CCHB-P24	AC6PCF030-1CCHB-P24	AC6PCF030-4CCHB-P24	AC6PCF030-5CCHB-P24	AC6PCF030-8CCHB-P24
<b>GREENPACK OF 12</b>					
5 m (17 ft)	AC6PCF050-6CCHB-P12	AC6PCF050-1CCHB-P12	AC6PCF050-4CCHB-P12	AC6PCF050-5CCHB-P12	AC6PCF050-8CCHB-P12

All Leviton Cat 6A patch cords are RoHS Compliant.

\* = Also available in white, violet, and black. Non-standard color and length options are available to order on request.

Lead time and minimum order quantities apply.



Additional custom lengths available; for assistance please visit [Leviton.com/mto](http://Leviton.com/mto) or call +44 (0) 1592 772124.



## CAT 6 HIGH-FLEX PATCH CORDS

- Bend radius is a narrow 15.2 mm (0.60 in) versus 25.4 mm (1.0 in) for typical Cat 6 patch cords
- Dual-rated cable jacket (CM/LSZH)
- Short boot design design of 2.65 mm (0.10 in) reduces installed bend radius for limited depth applications
- Snagless plug design with integrated strain-relief boot
- Tested and verified to meet ANSI/TIA-568.2-D and ISO/ IEC 11801-1 component requirements
- Supports Power over Ethernet (PoE) — see specification sheets for full PoE capabilities
- Sustainably Smart Packaging eliminates single use plastics in packaging and reduces jobsite time removing cords from individual bags
- Packaged in 12- and 24-unit GREENPACKS with Sustainably Smart Packaging that is fully recyclable and single-use plastic free
- Living Building Challenge Red List Free product

### [A] CAT 6 HIGH-FLEX PATCH CORDS

DESCRIPTION	WHITE	YELLOW	RED	BLUE	GREEN	GRAY	BLACK
<b>GREENPACK™ OF 24</b>							
0.1 m (0.5 ft) Patch Cord*	6H4PI-06W	6H4PI-06Y	6H4PI-06R	6H4PI-06L	6H4PI-06G	6H4PI-06S	6H4PI-06E
0.3 m (1 ft) Patch Cord*	6H4P0-01W	6H4P0-01Y	6H4P0-01R	6H4P0-01L	6H4P0-01G	6H4P0-01S	6H4P0-01E
0.6 m (2 ft) Patch Cord*	6H4P0-02W	6H4P0-02Y	6H4P0-02R	6H4P0-02L	6H4P0-02G	6H4P0-02S	6H4P0-02E
1 m (3 ft) Patch Cord	6H4P0-03W	6H4P0-03Y	6H4P0-03R	6H4P0-03L	6H4P0-03G	6H4P0-03S	6H4P0-03E
1.2 m (4 ft) Patch Cord*	6H4P0-04W	6H4P0-04Y	6H4P0-04R	6H4P0-04L	6H4P0-01G	6H4P0-04S	6H4P0-04E
1.5 m (5 ft) Patch Cord	6H4P0-05W	6H4P0-05Y	6H4P0-05R	6H4P0-05L	6H4P0-05G	6H4P0-05S	6H4P0-05E
2 m (7 ft) Patch Cord	6H4P0-07W	6H4P0-07Y	6H4P0-07R	6H4P0-07L	6H4P0-07G	6H4P0-07S	6H4P0-07E
3 m (10 ft) Patch Cord	6H4P0-10W	6H4P0-10Y	6H4P0-10R	6H4P0-10L	6H4P0-10G	6H4P0-10S	6H4P0-10E
<b>GREENPACK OF 12</b>							
3.6 m (12 ft) Patch Cord*	6H4P0-12W	6H4P0-12Y	6H4P0-12R	6H4P0-12L	6H4P0-12G	6H4P0-12S	6H4P0-12E
4 m (14 ft) Patch Cord*	6H4P0-14W	6H4P0-14Y	6H4P0-14R	6H4P0-14L	6H4P0-14G	6H4P0-14S	6H4P0-14E
4.5 m (15 ft) Patch Cord*	6H4P0-15W	6H4P0-15Y	6H4P0-15R	6H4P0-15L	6H4P0-15G	6H4P0-15S	6H4P0-15E
5 m (17 ft) Patch Cord	6H4P0-17W	6H4P0-17Y	6H4P0-17R	6H4P0-17L	6H4P0-17G	6H4P0-17S	6H4P0-17E
6 m (20 ft) Patch Cord*	6H4P0-20W	6H4P0-20Y	6H4P0-20R	6H4P0-20L	6H4P0-20G	6H4P0-20S	6H4P0-20E


All Leviton Cat 6 patch cords are RoHS Compliant.  
 \* = Non-stocked length, lead times may apply.



# PATCH CORDS | Cat 6

Patch Cords

COPPER



## CAT 6 UNSHIELDED AND SHIELDED PATCH CORDS

- Low-smoke halogen-free materials as standard
- Factory-made and tested patch cords offer guaranteed quality and performance
- Low-profile boots for higher density connectivity
- Available in UTP and shielded S/FTP
- Short boot design of 2.65 mm (0.10 in) reduces installed bend radius for limited depth applications
- Packaged in 12- and 24-unit GREENPACKS with Sustainably Smart Packaging that is fully recyclable and single-use plastic free

[A] CAT 6 UNSHIELDED PATCH CORDS						
DESCRIPTION	YELLOW	RED	BLUE	GREEN	GRAY	
<b>GREENPACK™ OF 24</b>						
0.5 m (1.5 ft)	C6CPCU005-6CCBB-P24	C6CPCU005-1CCBB-P24	C6CPCU005-4CCBB-P24	C6CPCU005-5CCBB-P24	C6CPCU005-8CCBB-P24	
1 m (3 ft)	C6CPCU010-6CCBB-P24	C6CPCU010-1CCBB-P24	C6CPCU010-4CCBB-P24	C6CPCU010-5CCBB-P24	C6CPCU010-8CCBB-P24	
1.5 m (4.5 ft)	C6CPCU015-6CCBB-P24	C6CPCU015-1CCBB-P24	C6CPCU015-4CCBB-P24	C6CPCU015-5CCBB-P24	C6CPCU015-8CCBB-P24	
2 m (7 ft)	C6CPCU020-6CCBB-P24	C6CPCU020-1CCBB-P24	C6CPCU020-4CCBB-P24	C6CPCU020-5CCBB-P24	C6CPCU020-8CCBB-P24	
3 m (10 ft)	C6CPCU030-6CCBB-P24	C6CPCU030-1CCBB-P24	C6CPCU030-4CCBB-P24	C6CPCU030-5CCBB-P24	C6CPCU030-8CCBB-P24	
<b>GREENPACK OF 12</b>						
5 m (17 ft)	C6CPCU050-6CCBB-P12	C6CPCU050-1CCBB-P12	C6CPCU050-4CCBB-P12	C6CPCU050-5CCBB-P12	C6CPCU050-8CCBB-P12	

CAT 6 U/UTP SOLID CPR RATED PATCH CORDS			
DESCRIPTION	Cca (GREEN)		Eca (VIOLET)
Cat 6 U/UTP Solid Patch Cord	C6CPCUxxx-555HSC		C6CPCUxxx-777HSE

[B] CAT 6 SHIELDED PATCH CORDS						
DESCRIPTION	YELLOW	RED	BLUE	GREEN	GRAY	
<b>GREENPACK OF 24</b>						
1 m (3 ft)	C6CPCS010-6CCHB-P24	C6CPCS010-1CCHB-P24	C6CPCS010-4CCHB-P24	C6CPCS010-5CCHB-P24	C6CPCS010-8CCHB-P24	
2 m (7 ft)	C6CPCS020-6CCHB-P24	C6CPCS020-1CCHB-P24	C6CPCS020-4CCHB-P24	C6CPCS020-5CCHB-P24	C6CPCS020-8CCHB-P24	
3 m (10 ft)	C6CPCS030-6CCHB-P24	C6CPCS030-1CCHB-P24	C6CPCS030-4CCHB-P24	C6CPCS030-5CCHB-P24	C6CPCS030-8CCHB-P24	
<b>GREENPACK OF 12</b>						
5 m (17 ft)	C6CPCS050-6CCHB-P12	C6CPCS050-1CCHB-P12	C6CPCS050-4CCHB-P12	C6CPCS050-5CCHB-P12	C6CPCS050-8CCHB-P12	

All Leviton Cat 6 patch cords are RoHS Compliant.  
xxx = Length: 100 (10 m), 200 (20 m), 300 (30 m)





## PATCH CORD COLOR CLIPS

- Compatible with AC6PCF, AC6PCG, C6PCU, C6PCS, 6H4P0, and H6AP0 patch cords
- Clips to Leviton patch cords, providing additional color coding options
- Color Clips accept ATLAS-X1 Icons (ICONS-ICx), with options for identifying Voice, Data, or AV
- Can be easily snapped into place without having to disconnect patch cord
- Colors match Leviton ATLAS-X1 jack colors

## VXC COUPLER

- Universal (UTP/shielded) solution for terminating cables at WAPs and smart building devices
- Coupler creates durable connection without need for punchdown or other proprietary tools
- Tested and approved for use in air handling spaces (plenum)
- Supports Power over Ethernet (PoE) — see specification sheets for full PoE capabilities

### [A] PATCH CORD CLIPS

DESCRIPTION	YELLOW	RED	BLUE	GREEN
Patch Cord Clip, bag of 24	PCCLP-BYM	PCCLP-BCM	PCCLP-BLM	PCCLP-BVM

### [B] VXC COUPLER

DESCRIPTION	PART NO.
VXC Coupler	SBCPI-00S

# PATCH CORDS | CP Cords

Patch Cords

COPPER



Cat 6A S/FTP B2ca Copper CP Cord

## PRE-TERMINATED COPPER CP CORDS

- Custom configured for length, jack type, and more
- Available with ATLAS-X1™ or EXTREME™ jacks
- 100% factory tested, with test results available


ATLAS-X1 Jacks available with or without internal shutters

## Make-to-Order! PRE-TERMINATED COPPER CP CORDS

CORD TYPE	CABLE LENGTH	CABLE COLOR	LABELING
ATLAS-X1	2 - 50 meters	Cat 6A U/FTP Zone B2ca	Orange
		Cat 6A U/FTP Zone Cca	Green
		Cat 6A U/FTP Zone Dca	Blue
		Cat 6A U/FTP Zone Eca	Violet
		Cat 6A S/FTP B2ca	Orange
		Cat 6A S/FTP Cca	Green
		Cat 6A S/FTP Dca	Blue
		Cat 6A S/FTP Eca	Violet

CORD TYPE	CABLE LENGTH	CABLE COLOR	LABELING
EXTREME	2 - 50 meters	Cat 6 U/UTP B2ca	Orange
		Cat 6 U/UTP Cca	Green
		Cat 6 U/UTP Dca	Blue
		Cat 6 U/UTP Eca	Violet

For assistance customizing your trunks, please visit [Leviton.com/mto](http://Leviton.com/mto) or call +44 (0) 1592 778494.



## SECURE RJ SYSTEM

- Compatible with industry-standard RJ ports in most network equipment, devices, patch panels, and work area outlets
- Same-color extraction tool disengages color-matched patch cords and port blockers
- Transparent housing allows color-coding without blocking visibility to link/status LEDs on electronic equipment
- Field constructed Secure RJ Patch Cords are assembled from standard Leviton Patch Cords and Secure RJ Housings
- Field constructed Port Blocker, assembled from Secure RJ Housing and Secure RJ Plug, prevents unauthorized network connection and protects open, unused ports
- Compatible with the following patch cords that have the Leviton short boot: C6PCU, 6H460, C6PCS, AC6PCF, AC6PCG, H6A10
- Housings and Plugs packaged in GREENPACKS with Sustainably Smart Packaging that is fully recyclable and single-use plastic free

### SECURE RJ SYSTEM

DESCRIPTION	PART NO.
<b>[A]</b> Secure RJ Plug, GREENPACK™ of 48	SRJPL-00W
<b>[B]</b> Secure RJ Housing, GREENPACK of 48, with 1 extraction Tool	SRJHS-00†
<b>[C]</b> Secure RJ Extraction Tool, pack of 1	SRJET-00†

† = Housing and extraction tool colors: Choose from the transparent colors shown in (C) above.

**WATCH:**  
INSTALLATION  
VIDEOS



[Leviton.com/ns/videos](https://leviton.com/ns/videos)

# PRE-TERMINATED TRUNKS | Make-to-Order

## PRE-TERMINATED TRUNK BREAKOUT & ALIGNMENT OPTIONS

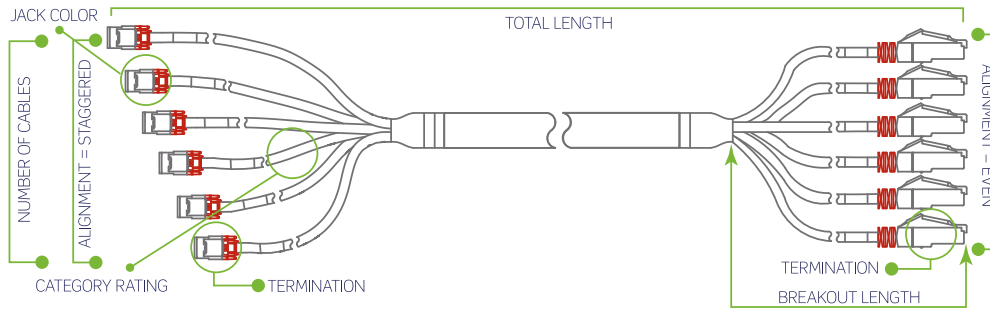
Choose from five different alignments, or call +44 (0) 1592 778494 to discuss options. e2XHD Copper Trunks will always have an even alignment on the cassette end(s).

	MIN. BREAKOUT LENGTHS	ALIGNMENT OPTIONS
Copper Trunks	<ul style="list-style-type: none"> <li>• 50 cm minimum</li> </ul>	<ul style="list-style-type: none"> <li>• Even</li> <li>• Stagger cable 1 shortest</li> <li>• Stagger cable 1 longest</li> <li>• Stagger in pairs, cable 1 longest</li> <li>• Stagger in pairs, cable 1 shortest</li> </ul>
e2XHD Copper Trunks	<ul style="list-style-type: none"> <li>• 50 cm minimum</li> </ul>	<ul style="list-style-type: none"> <li>• Even</li> </ul>



### RECOMMENDED APPLICATIONS:

- Data Center Cabinets
- Telecommunications Racks
- Quick Network Deployment



## PRE-TERMINATED COPPER TRUNKS

- Industry-leading small-diameter Cat 6A shielded zone cable assemblies save pathway and cabinet space and are 30% lighter than comparable alternatives
- e2XHD Trunks are terminated with cassettes that work exclusively with e2XHD Flat or Angled Patch Panels (see page A8)
- Fast and easy installation with reduced labor costs
- 100% factory tested, with test results available
- Cat 6A trunks all use component-rated jacks, which provide guaranteed performance in short lengths
- Customized breakout length improves installation flexibility and appearance
- Optional pulling eye protects jacks and eases installation
- Pre-terminated assemblies are eligible for limited product, system, and performance warranties
- Cat 6A UTP Trunks use Leviton SST cable for exceptional performance



Trunk cable with e2XHD cassettes

Make-to-Order!		PRE-TERMINATED COPPER TRUNK OPTIONS						
CABLE TYPE	CPR RATING	CABLE COUNT	TERMINATION	ICON	JACK COLOR	TRUNK LENGTH (M)	BREAKOUT LENGTH (M)	BREAKOUT ALIGNMENT
<ul style="list-style-type: none"> <li>• Cat 6 U/UTP 24 AWG</li> <li>• Cat 6 U/UTP 23 AWG</li> <li>• Cat 6A U/UTP SST</li> <li>• Cat 6A U/FTP Zone</li> <li>• Cat 6A U/FTP</li> <li>• Cat 6A S/FTP</li> <li>• Cat 6A F/FTP</li> <li>• Cat 7 S/FTP</li> </ul>	<ul style="list-style-type: none"> <li>• Eca</li> <li>• Dca</li> <li>• Cca</li> <li>• B2ca</li> </ul>	<ul style="list-style-type: none"> <li>• 2-way up to 12-way</li> </ul>	<ul style="list-style-type: none"> <li>• e2XHD Cassette with Shielded Jacks</li> <li>• e2XHD Cassette with Shuttered Shielded Jacks</li> <li>• Plug</li> <li>• Shielded Jack</li> <li>• Shielded Jack with Shutters</li> <li>• UTP Jack</li> <li>• UTP Jack with Shutters</li> </ul>	<ul style="list-style-type: none"> <li>• AV Link</li> <li>• Blank</li> <li>• Computer</li> <li>• Data</li> <li>• Phone</li> <li>• Voice</li> </ul>	<ul style="list-style-type: none"> <li>• Black</li> <li>• Blue</li> <li>• White</li> </ul>	<ul style="list-style-type: none"> <li>• 3-85*</li> </ul>	<ul style="list-style-type: none"> <li>• 0.5</li> <li>• 1.0</li> <li>• 1.5</li> </ul>	<ul style="list-style-type: none"> <li>• Even</li> <li>• Staggered</li> <li>• Staggered in Pairs</li> </ul>

\*Maximum available length for Zone cable configurations is 67.0 m.

For assistance customizing your trunks, please visit [Leviton.com/mto](http://Leviton.com/mto) or call +44 (0) 1592 778494.



Trunk cable with CP Modules

**CAT 6A SHIELDED PRE-TERMINATED COPPER TRUNKS WITH CP MODULES**

- Consolidation Point (CP) Module offers Category 6A performance in a compact package
- Each module comprises of six RJ-45 ports supplied as a low-profile stand-alone module, or with a mounting bracket for secure fixing
- Pre-terminated and tested in a controlled factory environment for reliable product performance
- Available in Euroclass B2ca, Cca, Dca, and Eca, ensuring full compliance to local regulation
- Simplified deployment, reduced installation time, and limited requirement for field testing
- Industry-leading small-diameter Cat 6A shielded zone cable assemblies save pathway and cabinet space and are 30% lighter than comparable alternatives
- Make-to-order trunks allow for exact lengths, reducing onsite waste and minimizing packaging disposal

**RECOMMENDED APPLICATIONS:**

- Data Center Cabinets
- Telecommunications Racks
- Quick Network Deployment

**Make-to-Order!**

**CAT 6A SHIELDED PRE-TERMINATED COPPER TRUNK WITH CP MODULES OPTIONS**

CABLE TYPE	CPR RATING	CABLE COLOR	CABLE COUNT	TERMINATION	TRUNK LENGTH (M)	BREAKOUT LENGTH (M)	BREAKOUT ALIGNMENT
<ul style="list-style-type: none"> <li>• Cat 6A U/FTP Zone</li> <li>• Cat 6A U/FTP</li> <li>• Cat 6A S/FTP</li> <li>• Cat 6A F/FTP</li> </ul>	<ul style="list-style-type: none"> <li>• Eca</li> <li>• Dca</li> <li>• Cca</li> <li>• B2ca</li> </ul>	<ul style="list-style-type: none"> <li>• Eca (violet)</li> <li>• Dca (blue)</li> <li>• Cca (green)</li> <li>• B2ca (orange)</li> </ul>	<ul style="list-style-type: none"> <li>• 6</li> <li>• 12</li> </ul>	<ul style="list-style-type: none"> <li>• CP Module</li> <li>• CP Module with Mounting Bracket</li> <li>• Plug</li> <li>• Shielded Jack</li> <li>• Shielded Jack with Shutters</li> <li>• Open</li> </ul>	<ul style="list-style-type: none"> <li>• 3-85*</li> </ul>	<ul style="list-style-type: none"> <li>• 0.5-6.0 in 0.5 increments</li> </ul>	<ul style="list-style-type: none"> <li>• Even</li> <li>• Staggered</li> <li>• Staggered in Pairs</li> </ul>

\*Maximum available length for Zone cable configurations is 67.0 m.

For assistance customizing your trunks, please visit [Leviton.com/mto](http://Leviton.com/mto) or call +44 (0) 1592 778494.



A



B

### AC7SF CAT 7A S/FTP CABLES

- 22-gauge copper conductors with individually foiled pairs and an overall braided screen
- Superior alien crosstalk suppression and protection for critical data from electromagnetic and radio frequency interference
- Specified to 1000MHz, rated to 1200MHz and suitable for use in all Class FA structured cabling systems
- Designed to give optimal performance to ISO/IEC 11801-1 Class FA, IEC 61156-5 EN 50173-1 and EN 50288-9-1 standards
- Supports Power over Ethernet (PoE) — see specification sheets for full PoE capabilities

### C7SF CAT 7 S/FTP CABLES

- Individually foiled pairs and overall braided screen
- Superior alien crosstalk suppression and protection for critical data from electromagnetic and radio frequency interference
- Specified to 600MHz, rated to 1000MHz and suitable for use in all Class F structured cabling systems
- Third-party verified to give optimal performance to ISO/IEC 11801-1 Class F, IEC 61156-5, EN 50173-1 and EN 50288-4-1
- Supports Power over Ethernet (PoE) — see specification sheets for full PoE capabilities

#### [A] AC7SF CAT 7A S/FTP CABLES

Cat 7A S/FTP Cable, LSHF/LSZH, orange, EuroClass B2ca	UM12-B2ca-5000R
Cat 7A S/FTP Cable, LSHF/LSZH, green, EuroClass Cca	UM12-Cca-500GN
Cat 7A S/FTP Cable, LSHF/LSZH, blue, EuroClass Dca	UM12-Dca-500BU
Cat 7A S/FTP Cable, LSHF/LSZH, violet, EuroClass Eca	UM12-HF1-Eca-500VT

#### [B] C7SF CAT 7 S/FTP CABLES

Cat 7 S/FTP Cable, LSHF/LSZH, orange, EuroClass B2ca	UM10-B2ca-5000R
Cat 7 S/FTP Cable, LSHF/LSZH, green, EuroClass Cca	UM10-Cca-500GN
Cat 7 S/FTP Cable, LSHF/LSZH, green, duplex, EuroClass Cca	UM10-Cca-D500GN
Cat 7 S/FTP Cable, LSHF/LSZH, blue, EuroClass Dca	UM10-Dca-500BU
Cat 7 S/FTP Cable, LSHF/LSZH, blue, duplex, EuroClass Dca	UM10-Dca-D500BU
Cat 7 S/FTP Cable, LSHF/LSZH, violet, EuroClass Eca	UM10-HF1-Eca-500VT
Cat 7 S/FTP Cable, LSHF/LSZH, violet, duplex, EuroClass Eca	UM10-HF1-Eca-D500VT

#### C7SF CAT 7 S/FTP CABLES (EXTERNAL POLYETHYLENE SHEATH)

Cat 7 S/FTP External Cable, LSHF/LSZH, black	UM10-HF1-X-500BK
--	------------------

Other cable colors and 1000 m reels are available. Please contact your local Leviton representative.

CUSTOMERS IN THE MIDDLE EAST can find additional copper cable options on page A34.



**FDT CAT 6A F/UTP CABLES**

- 4 twisted pairs cabled together, with an outer screen, providing strong EMI immunity, mechanical robustness and heat dissipation
- Available as a global system with guaranteed channel margins above the standards when deployed with Leviton ATLAS-X1™ connectivity
- Very small diameter (6.2 mm) cables are ideal for Cat 5e and Cat 6 upgrades into pre-existing containment, installation in small spaces and high density applications
- Supports Power over Ethernet (PoE) — see specification sheets for full PoE capabilities

**[A] FDT CAT 6A F/UTP CABLES**

DESCRIPTION	305 M BOX	500 M REEL
Cat 6A F/UTP Cable, LSHF/LSZH, orange, EuroClass B2ca	FDT-B2ca-B305OR	FDT-B2ca-500OR
Cat 6A F/UTP Cable, LSHF/LSZH, green, EuroClass Cca	FDT-Cca-B305GN	FDT-Cca-500GN
Cat 6A F/UTP Cable, LSHF/LSZH, blue, EuroClass Dca	FDT-Dca-B305BU	FDT-Dca-500BU
Cat 6A F/UTP Cable, LSHF/LSZH, violet EuroClass Eca	FDT-Eca-B305VT	FDT-Eca-500VT

Other cable colors are available. Please contact your local Leviton representative.

CUSTOMERS IN THE MIDDLE EAST can find additional copper cable options on page A34.



Shielded Cable



ATLAS-X1 Jacks

The **ATLAS-X1™ Cat 8 Shielded System** provides a scalable and cost-effective copper infrastructure that supports up to 25 and 40 Gb/s in the data center access layer, with a trusted RJ-45 interface used in networks around the world.

- High density with a short-depth jack for better bend radius
- Advanced jack features (icons, solid metal body, shutters) for clear network identification and protection
- Unified jack form factor and termination style for easy migration
- Components support Power over Ethernet (PoE) applications up to 100 Watts
- Third-party verified to exceed all permanent link margins
- Limited lifetime warranty to protect your investment and provide peace of mind

For ordering assistance, please call Tech Support at (800) 722 2082.



A

### AC6UF CAT 6A U/FTP CABLES

- 4 twisted pairs individually screened and cabled together, providing strong EMI immunity, mechanical robustness and heat dissipation
- Rated to 500MHz, supports 10GBASE-T and is suitable for use in all Class EA structured cabling cable systems
- Third-party verified to ISO/IEC 11801-1 Class EA, IEC 61156-5, EN 50173-1, EN 50288-10-1 and ANSI/TIA 568.2-D Cat 6A
- Supports Power over Ethernet (PoE) — see specification sheet for full capabilities



B

### AC6FF CAT 6A F/FTP CABLES

- 4 twisted pairs individually screened and cabled together, with an overall foil screen providing excellent EMI immunity, mechanical robustness and heat dissipation
- Rated to 500MHz, supports 10GBASE-T and is suitable for use in all Class EA structured cabling cable systems
- Third-party verified to ISO/IEC 11801-1 Class EA, IEC 61156-5, EN 50173-1, EN 50288-10-1 and ANSI/TIA 568.2-D Cat 6A
- Supports Power over Ethernet (PoE) — see specification sheet for full capabilities



C

### AC6SF CAT 6A S/FTP CABLES

- 4 twisted pairs individually screened and cabled together, with an overall braid screen providing excellent EMI immunity, increased mechanical robustness and heat dissipation
- Rated to 500MHz, supports 10GBASE-T and is suitable for use in all Class EA structured cabling cable systems
- Third-party verified to ISO/IEC 11801-1 Class EA, IEC 61156-5, EN 50173-1, EN 50288-10-1 and ANSI/TIA 568.2-D Cat 6A
- Supports Power over Ethernet (PoE) — see specification sheet for full capabilities

#### [A] AC6UF CAT 6A U/FTP CABLES

DESCRIPTION	305 M REELEX BOX	500 M REEL
Cat 6A U/FTP Cable, LSHF/LSZH, orange, EuroClass B2ca	AC6U/FTP-B2ca-B305OR	AC6U/FTP-B2ca-500OR
Cat 6A U/FTP Cable, LSHF/LSZH, green, EuroClass Cca	AC6U/FTP-Cca-Rlx-305GN	AC6U/FTP-Cca-500GN
Cat 6A U/FTP Cable, LSHF/LSZH, green, duplex, EuroClass Cca	—	AC6U/FTP-Cca-D500GN
Cat 6A U/FTP Cable, LSHF/LSZH, blue, EuroClass Dca	AC6U/FTP-Dca-Rlx-305BU	AC6U/FTP-Dca-500BU
Cat 6A U/FTP Cable, LSHF/LSZH, blue, duplex, EuroClass Dca	—	AC6U/FTP-Dca-D500BU
Cat 6A U/FTP Cable, LSHF/LSZH, violet, EuroClass Eca	AC6U/FTP-HF1-Eca-Rlx-305VT	AC6U/FTP-HF1-Eca-500V
Cat 6A U/FTP Cable, LSHF/LSZH, violet, duplex, EuroClass Eca	—	AC6U/FTP-HF1-Eca-D500VT


#### [B] AC6FF CAT 6A F/FTP CABLES

Cat 6A F/FTP Cable, LSHF/LSZH, orange, EuroClass B2ca	AC6F/FTP-B2ca-500OR
Cat 6A F/FTP Cable, LSHF/LSZH, green, EuroClass Cca	AC6F/FTP-Cca-500GN
Cat 6A F/FTP Cable, LSHF/LSZH, green, duplex, EuroClass Cca	AC6F/FTP-Cca-D500GN
Cat 6A F/FTP Cable, LSHF/LSZH, blue, EuroClass Dca	AC6F/FTP-Dca-500BU
Cat 6A F/FTP Cable, LSHF/LSZH, blue, duplex, EuroClass Dca	AC6F/FTP-Dca-D500BU
Cat 6A F/FTP Cable, LSHF/LSZH, violet, EuroClass Eca	AC6F/FTP-HF1-Eca-500VT
Cat 6A F/FTP Cable, LSHF/LSZH, violet, duplex, EuroClass Eca	AC6F/FTP-HF1-Eca-D500VT

#### [C] AC6SF CAT 6A S/FTP CABLES

Cat 6A S/FTP Cable, LSHF/LSZH, orange, EuroClass B2ca	AC6S/FTP-B2ca-500OR
Cat 6A S/FTP Cable, LSHF/LSZH, green, EuroClass Cca	AC6S/FTP-Cca-500GN
Cat 6A S/FTP Cable, LSHF/LSZH, blue, EuroClass Dca	AC6S/FTP-Dca-500BU
Cat 6A S/FTP Cable, LSHF/LSZH, violet, EuroClass Eca	AC6S/FTP-HF1-Eca-500VT
Cat 6A S/FTP Cable, LSHF/LSZH, violet, duplex, EuroClass Eca	AC6S/FTP-HF1-Eca-D500VT

CUSTOMERS IN THE MIDDLE EAST can find additional copper cable options on page A34.



## AC6Z CAT 6A U/FTP ZONE CABLES

- 4 twisted pairs individually screened and cabled together, providing strong EMI immunity, mechanical robustness and heat dissipation
- Leviton Zone cables exceed the Category 6A performance standards in a channel of up to 70 m in length
- Ideal for Cat 5e and Cat 6 upgrades using pre-existing containment, installation in small spaces and high density applications where the channel is less than 70 m
- Supports Power over Ethernet (PoE) — see specification sheets for full PoE capabilities

## SST CAT 6A U/UTP CABLES

- High performance small outer diameter cable with noise-reducing isolation wrap technology, delivering exceptional performance, exceeding Cat 6A performance requirements
- Isolation wrap construction provides optimal heat management for Hi-PoE deployment
- Excellent choice for high-power, high-bandwidth applications like 802.11ac wireless, 802.11ax, HD video, and IP security
- Third-party verified to ISO/IEC 11801 Class EA and IEC 61156-5, EN50173-1, EN 50288-11-1 and ANSI/TIA 568.2-D
- Exceeds Power over Ethernet (PoE) - see specification sheets for full PoE capabilities
- Available as a global system with guaranteed channel margins above the standards when deployed with Leviton ATLAS-X1™ or EXTREME™ connectivity

## RDT CAT 6A U/UTP CABLES

- Very small diameter (6.1mm) Cat 6A UTP cable with noise-reducing isolation wrap technology, delivering strong performance, exceeding Cat 6A performance requirements
- Isolation wrap construction provides optimal heat management for Hi-PoE deployment
- Excellent choice for Cat 5e and Cat 6 upgrades, deployment in constrained spaces and high density applications
- Third-party verified to ISO/IEC 11801 Class EA and IEC 61156-5, EN50173-1, EN 50288-11-1 and ANSI/TIA 568.2-D
- Exceeds Power over Ethernet (PoE) - see specification sheets for full PoE capabilities
- Available as a global system with guaranteed channel margins above the standards when deployed with Leviton ATLAS-X1 or EXTREME connectivity

### [A] AC6Z CAT 6A U/FTP ZONE CABLES

DESCRIPTION	305 M REELEX BOX	500 M REEL
Cat 6A U/FTP Zone Cable, LSHF/LSZH, orange, EuroClass B2ca	AC6-DCZ-B2ca-Rlx-305OR	AC6-DCZ-B2ca-500OR
Cat 6A U/FTP Zone Cable, LSHF/LSZH, green, EuroClass Cca	AC6-DCZ-Cca-Rlx-305GN	AC6-DCZ-Cca-500GN
Cat 6A U/FTP Zone Cable, LSHF/LSZH, blue, EuroClass Dca	AC6-DCZ-Dca-Rlx-305BU	AC6-DCZ-Dca-500BU
Cat 6A U/FTP Zone Cable, LSHF/LSZH, violet, EuroClass Eca	AC6-DCZ-Eca-Rlx-305VT	AC6-DCZ-Eca-500VT

### [B] SST CAT 6A U/UTP CABLES

SST Cat 6A U/UTP Cable, LSHF/LSZH, orange, EuroClass B2ca	SST-B2ca-B305OR	SST-B2ca-500OR
SST Cat 6A U/UTP Cable, LSHF/LSZH, green, EuroClass Cca	SST-Cca-B305GN	SST-Cca-500GN
SST Cat 6A U/UTP Cable, LSHF/LSZH, blue, EuroClass Dca	SST-Dca-B305BU	SST-Dca-500BU
SST Cat 6A U/UTP Cable, LSHF/LSZH, violet, EuroClass Eca	SST-Eca-B305VT	SST-Eca-500VT

### [C] RDT CAT 6A U/UTP CABLES

RDT Cat 6A U/UTP Cable, LSHF/LSZH, green, EuroClass Cca	RDT-Cca-B305GN	RDT-Cca-500GN
RDT Cat 6A U/UTP Cable, LSHF/LSZH, blue, EuroClass Dca	RDT-Dca-B305BU	RDT-Dca-500BU
RDT Cat 6A U/UTP Cable, LSHF/LSZH, violet, EuroClass Eca	RDT-Eca-B305VT	RDT-Eca-500VT

Other cable colors are available. Please contact your local Leviton representative.

CUSTOMERS IN THE MIDDLE EAST can find additional copper cable options on page A34.



## CAT 6 SHIELDED CABLES

- Available in F/UTP, U/FTP, F/FTP and S/FTP constructions with shield technology designed to deliver superior alien crosstalk suppression and protection for critical data from electromagnetic and radio frequency interference
- Small F/UTP and U/FTP diameters reduce weight, enable easier installation, improve airflow and cooling in congested pathways and achieve a smaller bend radius in tight spaces
- Optimal support for Gigabit Ethernet
- Third-party verified to ISO/IEC 11801-1 Class E, IEC 61156-5, EN 50173-1, EN 50288-5-1 and ANSI/TIA 568.2-D Cat 6
- Supports Power over Ethernet (PoE) — see specification sheets for full PoE capabilities

### C6SF CAT 6 S/FTP CABLES

DESCRIPTION	305 M REELEX BOX	500 M REEL
Cat 6 S/FTP Cable, LSHF/LSZH, orange, EuroClass B2ca	—	C6S/FTP-B2ca-500OR
Cat 6 S/FTP Cable, LSHF/LSZH, green, EuroClass Cca	—	C6S/FTP-Cca-500GN
Cat 6 S/FTP Cable, LSHF/LSZH, blue, EuroClass Dca	—	C6S/FTP-Dca-500BU
Cat 6 S/FTP Cable, LSHF/LSZH, violet, EuroClass Eca	—	C6S/FTP-HF1-Eca-500VT
Cat 6 S/FTP Cable, LSHF/LSZH, violet, duplex, EuroClass Eca	—	C6S/FTP-HF1-Eca-D500VT

### [A] C6FF CAT 6 F/FTP CABLES

Cat 6 F/FTP Cable, LSHF/LSZH, orange, EuroClass B2ca	—	C6F/FTP-B2ca-500OR
Cat 6 F/FTP Cable, LSHF/LSZH, green, EuroClass Cca	—	C6F/FTP-Cca-500GN
Cat 6 F/FTP Cable, LSHF/LSZH, green, duplex, EuroClass Cca	—	C6F/FTP-Cca-D500GN
Cat 6 F/FTP Cable, LSHF/LSZH, blue, EuroClass Dca	—	C6F/FTP-Dca-500BU
Cat 6 F/FTP Cable, LSHF/LSZH, violet, EuroClass Eca	—	C6F/FTP-HF1-Eca-500VT
Cat 6 F/FTP Cable, LSHF/LSZH, violet, duplex, EuroClass Eca	—	C6F/FTP-HF1-Eca-D500VT

### C6UF CAT 6 U/FTP CABLES

Cat 6 U/FTP Cable, LSHF/LSZH, orange, EuroClass B2ca	C6U/FTP-B2ca-B305OR	C6U/FTP-B2ca-500OR
Cat 6 U/FTP Cable, LSHF/LSZH, green, EuroClass Cca	C6U/FTP-Cca-Rlx-305GN	C6U/FTP-Cca-500GN
Cat 6 U/FTP Cable, LSHF/LSZH, green, duplex, EuroClass Cca	—	C6U/FTP-Cca-D500GN
Cat 6 U/FTP Cable, LSHF/LSZH, blue, EuroClass Dca	C6U/FTP-Dca-Rlx-305BU	C6U/FTP-Dca-500BU
Cat 6 U/FTP Cable, LSHF/LSZH, violet, EuroClass Eca	C6U/FTP-HF1-Eca-305VT	C6U/FTP-HF1-Eca-500VT
Cat 6 U/FTP Cable, LSHF/LSZH, violet, duplex, EuroClass Eca	—	C6U/FTP-HF1-Eca-D500VT

### C6FU CAT 6 F/UTP CABLES

Cat 6 F/UTP Cable, LSHF/LSZH, blue, EuroClass Dca	C6F/UTP-Dca-Rlx-305BU	C6F/UTP-Dca-500BU
Cat 6 F/UTP Cable, LSHF/LSZH, blue, duplex, EuroClass Dca	—	C6F/UTP-Dca-D500BU
Cat 6 F/UTP Cable, LSHF/LSZH, violet, EuroClass Eca	C6F/UTP-HF1-Eca-Rlx-305VT	C6F/UTP-HF1-Eca-500VT
Cat 6 F/UTP Cable, LSHF/LSZH, violet, duplex, EuroClass Eca	—	C6F/UTP-HF1-Eca-D500VT

Other cable colors and 1000 m reels are available. Please contact your local Leviton representative.

CUSTOMERS IN THE MIDDLE EAST can find additional copper cable options on page A34.



**C6UX3 CAT 6 U/UTP 23 AWG CABLES**

- Unshielded copper pairs separated by a non-metallic cross filler for stronger signal strength and less vulnerability to noise interference
- Performance is characterized beyond the standards, to 550MHz
- Third-party verified to ISO/IEC 11801-1 Class E, IEC 61156-5, EN50173-1, EN 50288-6-1, and ANSI/TIA 568.2-D Cat 6
- Optimal support for Gigabit Ethernet
- Supports Power over Ethernet (PoE) — see specification sheets for full PoE capabilities



**C6U4 CAT 6 U/UTP 24 AWG CABLES**

- Highly compact design reduces cable weight, enables easier installation, improves airflow and cooling in congested pathways and achieves a smaller bend radius in tight spaces
- Third-party verified to ISO/IEC 11801-1 Class E, IEC 61156-5, EN 50173-1, EN 50288-6-1, and ANSI/TIA 568.2-D Cat 6
- Optimal support for Gigabit Ethernet
- Supports Power over Ethernet (PoE) — see specification sheets for full PoE capabilities

**[A] C6UX3 CAT 6 U/UTP 23 AWG CABLES**

DESCRIPTION	305 M REELEX BOX	500 M REEL
Cat 6 U/UTP Cable, LSHF/LSZH, orange, EuroClass B2ca	C6U-B2ca-Rlx-305OR	C6U-B2ca-500OR
Cat 6 U/UTP Cable, LSHF/LSZH, green, EuroClass Cca	C6U-Cca-Rlx-305GN	C6U-Cca-500GN
Cat 6 U/UTP Cable, LSHF/LSZH, blue, EuroClass Dca	C6U-Dca-Rlx-305BU	C6U-Dca-500BU
Cat 6 U/UTP Cable, LSHF/LSZH, violet, EuroClass Eca	C6U-HF1-Eca-Rlx-305VT	C6U-HF1-Eca-500VT
Cat 6 U/UTP Cable, LSHF/LSZH, violet, duplex, EuroClass Eca	—	C6U-HF1-Eca-D500VT

**C6UX3 CAT 6 U/UTP CABLES (EXTERNAL POLYETHYLENE SHEATH)**

Cat 6 U/UTP External Cable, LSHF/LSZH, black	—	C6U-HF1-X-500BK
--	---	-----------------

**[B] C6U4 CAT 6 U/UTP 24 AWG CABLES**

Cat 6 U/UTP 24 AWG Cable, LSHF/LSZH, orange, EuroClass B2ca	C6U-B2ca-B305OR4	C6U-B2ca-500OR4
Cat 6 U/UTP 24 AWG Cable, LSHF/LSZH, green, EuroClass Cca	C6U-Cca-B305GN4	C6U-Cca-500GN4
Cat 6 U/UTP 24 AWG Cable, LSHF/LSZH, blue, EuroClass Dca	C6U-Dca-B305BU4	C6U-Dca-500BU4
Cat 6 U/UTP 24 AWG Cable, LSHF/LSZH, violet, EuroClass Eca	C6U-Eca-B305VT4	C6U-Eca-500VT4

CUSTOMERS IN THE MIDDLE EAST can find additional copper cable options on page A34.



A

## GPU CAT 5E U/UTP CABLES

- Performance is characterized beyond the standards, to 250MHz
- Optimal electrical performance to ISO/IEC 11801-1 Class D, IEC 61156-5, EN 50173-1, EN 50288-2-1, and ANSI/TIA 568.2-D Cat 5e
- Supports Gigabit Ethernet
- Supports Power over Ethernet (PoE) — see specification sheet for full capabilities

### [A] GPU CAT 5E U/UTP CABLES

DESCRIPTION	305 M REELEX BOX	500 M REEL
Cat 5e U/UTP Cable, LSHF/LSZH, blue, EuroClass Dca	GPU-Dca-Rlx-305BU	GPU-Dca-500BU
Cat 5e U/UTP Cable, LSHF/LSZH, violet, EuroClass Eca	GPU-HF1-Eca-Rlx-305VT	GPU-HF1-Eca-500VT
Cat 5e U/UTP Cable, LSHF/LSZH, violet, duplex, EuroClass Eca	—	GPU-HF1-Eca-D500VT

CUSTOMERS IN THE MIDDLE EAST can find additional copper cable options on page A34.



## CAT 6A UTP CABLES

- Riser (CMR) and plenum (CMP) Cat 6A products are listed in this section. For LSZH, IEC 60332-1 rated products see page A28-A30
- Unshielded copper pairs separated by a non-metallic cross filler for stronger signal strength and less vulnerability to noise interference
- Provides bandwidth required for multimedia, video, and other future applications
- Third-party verified to give optimal performance to ANSI/TIA 568.2 Cat 6A and ISO/IEC 11801-1 Class EA standards
- Supports Power over Ethernet (PoE) — see specification sheets for full PoE capabilities


### [C] CAT 6A U/UTP CABLES (MIDDLE EAST)

DESCRIPTION	BLUE	GRAY	WHITE
Cat 6A U/UTP Cable, CMP, 305 m Reel	110-IUTAP-MLS	—	112-IUTAP-MWS
Cat 6A U/UTP Cable, CMR, 305 m Box	RDT-CMR-B305BU	—	—

### CAT 6 CABLE (MIDDLE EAST)

Cat 6 U/UTP, CMP, 305 m Reel in a Box	310-UTP6P-MLB	—	312-UTP6P-MWB
Cat 6 U/UTP, CMR, 305 m Reel in a Box	290-UTP6R-MLB	291-UTP6R-MSB	—
Cat 6 U/UTP CM, 305 m Reel in a Box	296-UTP6M-MLB	297-UTP6M-MSB	—

# COPPER TOOLS & LABELING | Tools



## PALM TERMINATION TOOL

- Jack holders provide stability for punchdown
- Incorporated retainer supports cable during termination
- Integrated holes allow rack-mounting of the Palm Tool for patch panel terminations
- Compatible with EXTREME™, GIGAMAX™, and AV QUICKPORT™ jacks

## WIRE-PUNCHDOWN / TERMINATION TOOL

- Punches and trims each wire with just a single push of the handle
- Adjustable impact setting for minimal physical effort
- Spare blade storage in handle chamber
- Terminate 22-, 24-, or 26-gauge wire

## EZ-RJ45® CRIMP TOOL

- Built-in cutter and stripper that crimps and cuts wire
- Accommodates EZ-RJ45 plugs, and most standard RJ-45 and RJ-11 plugs


## MULTI-PAIR TERMINATION TOOL

- Designed for 110-style wiring blocks
- High-impact, spring-loaded handle for one-punch termination of multiple pairs
- “Blade-in” and “blade-out” options
- Includes 4-pair, Cat 6 head
- Cat 6 head available individually

## CUTTING TOOLS

- Klein Tools Flush Cutter neatly trims individual cable wires flush to jack body to prevent shorts in metal housings (recommended for ATLAS-X1™ Jacks)
- The Cat 5e/6 Cable Jacket Stripper is designed to strip Category 5e and 6 Twisted Pair cables with diameters of 0.180” to 0.250” (4.5 mm to 6.3 mm) and is ideal for Unshielded Twisted Pair (UTP) cable constructions

TERMINATION TOOLS & BLADES	
DESCRIPTION	PART NO.
[A] Palm Termination Tool	47615-PTT
[B] Wire-Punchdown/Termination Tool (blades sold separately)	49553-814
[C] 110 IDC Blade	49553-110
[D] EZ-RJ45 Crimp Tool	40989-ACT
MULTI-PAIR TERMINATION TOOLS & ACCESSORIES	
[E] Mass-Termination Multi-Pair Tool Handle with Cat 6, 4-pair head	49553-TTH
Mass-Termination Replacement Head, Cat 6, 4 pair	49553-64H
Mass-Termination Replacement Head, Cat 5e, 5-pair	49553-55H
CUTTING TOOLS	
[F] Klein Tools Flush Cutter (must be ordered in increments of 5)	49886-FCS
[G] Cat 5e/6 Cable Jacket Stripper	49660-00P



**PATCH PANEL LABELING SOLUTIONS**

- Universal/110-style labeling kits for 12-, 24-, 48-, and 96-port panels
- QUICKPORT™ kits available for 24- and 48-port panels
- Label holders include adhesive backing

**WORK AREA LABELING SOLUTIONS**

DESCRIPTION	PART NO.
<b>[A]</b> QUICKPORT Shutter Kit (50 shutters)	51084-ICN
<b>[B]</b> Color Label Kit includes gray, orange, red, yellow, green, blue, purple, and brown (2 sheets of each color)	51084-CLB
<b>[C]</b> Labels and Windows for Housings and Wallplates on page C10	41080-IDW
Labels and Windows for Stainless-Steel and Angled Wallplates on pages C11-C12	43080-IDW
Pre-printed Port Labels, black ink, 10 sheets per package	41080-LEB

**PATCH PANEL LABELING SOLUTIONS**

<b>[D]</b> Adhesive Holder and Labels Kit for QUICKPORT Panels (supports 24 ports)	49257-QHD
<b>[E]</b> Designation Kit Replacement for 110-Style Panels (supports 24 ports)	69585-IDL

# FIBER SOLUTIONS



## SECTION B CONTENTS

<b>HDX PLATFORM</b>	<b>B3</b>	Enclosures, Panels & Accessories	<b>PRE-TERMINATED CABLE ASSEMBLIES</b>	<b>B23</b>	Trunk Cables > OPT-X™ Unity Ultra Low Loss
	<b>B4</b>	MPO & Conversion Cassettes		<b>B25</b>	Trunk Cables > OPT-X Engage Low Loss
	<b>B5</b>	Adapter Plates & Splice Modules		<b>B26</b>	Array Harnesses > OPT-X Unity Ultra Low Loss & Engage Low
	<b>B6</b>	Frame, Patch & Splice Decks		<b>B27</b>	Array Cords > OPT-X Unity Ultra Low Loss
<b>SDX PLATFORM</b>	<b>B7</b>	2000i Rack-Mount Enclosures	<b>OPTICAL CABLES</b>	<b>B28</b>	Array Cords > OPT-X Engage Low Loss
	<b>B8</b>	1000i Rack-Mount Enclosures		<b>B29</b>	Patch Cords
	<b>B9</b>	500i Rack-Mount Enclosures		<b>B30</b>	Pigtails & Pigtail Kits
	<b>B10</b>	Wall-Mount Enclosures		<b>B31</b>	Tight Buffered
	<b>B11</b>	Adapter Plates		<b>B32</b>	Loose Tube
	<b>B13</b>	MPO Cassettes		<b>B42</b>	Special Environment
<b>e2XHD SNAP-IN CASSETTE PATCHING PLATFORM</b>	<b>B17</b>	Panels, Cable Managers, Covers & Tools	<b>AIR BLOWN FIBER SYSTEMS</b>	<b>B43</b>	BLOLITE™
	<b>B18</b>	Cassettes		<b>B45</b>	MICROBLO™
<b>HI-DEX™ SYSTEM</b>	<b>B19</b>	Panel Sets, Zero U Accessories & Cassettes	<b>CONNECTORS &amp; ADAPTERS</b>	<b>B48</b>	Connectivity & Tools
	<b>B20</b>	Adapter Plates & Cassettes		<b>B49</b>	Connectors > FASTCAM™
<b>FIBREPLUS PLATFORM</b>	<b>B21</b>	Patch Panels	<b>B50</b>	Connectors > Field Polish	
	<b>B22</b>	Optical Adapters	<b>B51</b>	Adapters > QUICKPORT™	
			<b>TOOLS &amp; CONSUMABLES</b>	<b>B52</b>	Fiber Optic Breakout Kits
				<b>B53</b>	Fiber Optic Tool Kits
				<b>B55</b>	Fiber Optic Tools
				<b>B56</b>	Consumable Products & Kits




Learn about our OPT-X™ global fiber systems at [Leviton.com/opt-x](http://Leviton.com/opt-x).

The terms MTP® and MPO are used interchangeably throughout Leviton documentation and refer to industry standard 8, 12, 16, and 24 fiber Multi-fiber Push On parallel fiber optic connectors. All MTP/MPO connectors utilized by Leviton meet the intermateability and performance standards detailed in TIA-604-5, FOCIS-5 (MPO), and TIA-604-18, FOCIS-18 (MPO 16). Leviton uses the US Conec MTP brand of MPO connectors as well as others to meet the needs of our clients.

For information on which products may not be available in your region, please contact your local customer service representative for details.

# HDX PLATFORM | Enclosures, Panels & Accessories



## UHDX & HDX RACK-MOUNT ENCLOSURES & PANELS

- Enclosures and panels accept Leviton HDX Adapter Plates, Cassettes, and Splice Modules
- 1RU flat and angled panels allow open access to patch cords and trunks
- Angled panels eliminate the need for horizontal patch cord cable managers
- HDX Panels with magnifying lens provide detailed Port ID labeling of network
- Individual sliding trays in enclosures allow easy access to fiber connectors in dense applications
- Hinged front enclosure doors provide easy means to install, remove, and update port ID labels

## ACCESSORIES

- Cable clamp kits minimize excessive pulling, bending, and crushing
- Brush guards minimize dust buildup in rear of enclosure
- Rear cable manager (sold separately) supports fiber cables and snaps directly into panels without tools
- 1RU and 2RU cable managers provide protection and routing of patch cords for flat panels
- 0RU cable managers provide protection and routing of patch cords for flat and angled panels

## RECOMMENDED APPLICATIONS:

Data Centers

Entrance Facilities

19" and 23" Racks and Cabinets

Overhead Patching Above Cabinets


## UHDX & HDX RACK-MOUNT ENCLOSURES & PANELS

DESCRIPTION	MAXIMUM CAPACITY						PART NO.
	FIBERS (USING LC)	FIBERS (USING 24F MPO)	ADAPTER PLATES	SPLICE MODULES	OR	MPO CASSETTES*	
<b>[A]</b> UHDX 1RU Enclosure, empty	144	1,728	12	12		12/6	5R1UD-S12
UHDX 2RU Enclosure, empty	288	3,456	24	24		24/12	5R2UD-S24
UHDX 4RU Enclosure, empty	576	6,912	48	48		48/24	5R4UD-S48
HDX 1RU Enclosure, empty	96	1,152	8	8		8/4	5R1UD-S08
<b>[B]</b> HDX 2RU Enclosure, empty	192	2,304	16	16		16/8	5R2UD-S16
HDX 3RU Enclosure, empty	288	3,456	24	24		24/12	5R3UD-S24
HDX 4RU Enclosure, empty	384	4,608	32	32		32/16	5R4UD-S32
<b>[C]</b> UHDX 1RU Angled Panel, empty	144	1,728	12	12		12/6	HDX1A-144
UHDX 1RU Flat Panel, empty	144	1,728	12	12		12/6	HDX1F-144
HDX 1RU Angled Panel, empty	96	1,152	8	8		8/4	HDX1U-A96
<b>[D]</b> HDX 1RU Flat Panel, empty	96	1,152	8	8		8/4	HDX1U-F96

## ACCESSORIES

Universal Clamp Kit, Single Cable Grommet (mounts to enclosure or rear cable manager)	5RCMP-KIT
Universal Clamp Kit, Multiple Cable Grommet (mounts to enclosure or rear cable manager)	5RCMP-KT2
Universal Clamp Kit, Single and Multiple Cable Grommet (for rack mounting)	5RCMR-KIT
<b>[E]</b> 1RU Brush Guard, bag of 2	5RBSh-1UN
2RU Brush Guard, bag of 2	5RBSh-2UN
<b>[F]</b> 0RU Universal Patch Cord Cable Manager, bag of 2	5RCMT-VFG
1RU Universal Patch Cord Cable Manager (includes 0RU cable manager)	5R1UX-CMT
2RU Universal Patch Cord Cable Manager (includes 0RU cable manager)	5R2UX-CMT
23" Rack-Mount Ears, bag of 2	5REAR-023
<b>[G]</b> Rear Cable Manager for Angled Panel, with cable management rings	E2XHD-CMB

\* = Density varies if using HDX or HDX2 MPO Cassettes.  
The terms MTP® and MPO are used interchangeably for the multi-fiber push on connector.



## HDX & HDX2 MPO CASSETTES

- Easy to migrate from 10 to 40, 100, 200, and 400 Gb/s when used with OPT-X™ Unity Ultra Low Loss trunks, harnesses, and patch cords
- Configure up to 48 fibers for 24 channels (10 Gb/s) and 6 channels (40 Gb/s or 100 Gb/s)
- Available in Base 8, Base 12, and Base 24 MPO options for optimal network flexibility
- Universal polarity design works in conjunction with Method B trunks
- LC internal shutters minimize dust and provide eye protection

## HDX2 & HDX CONVERSION CASSETTES

- Manage polarity to maintain, transmit, and receive connections between parallel optics and SFP connectivity
- Connect to electronics with LC-style ports and aggregate SFP ports to a QSFP28 or PSM4 (100 Gb/s), QSFP+ (40 Gb/s), or CXP (120 Gb/s) port
- Available in 4:1, 10:1 and 12:1 ratios to support multiple conversion requirements




HDX2 & HDX CONVERSION CASSETTES				
DESCRIPTION	OM3 (AQUA)	OM4 (AQUA)	OM4 (HEATHER VIOLET)	OS2 (BLUE)
8-Fiber, MPO to LC shuttered, (100 to 25 Gb/s, 40 to 10 Gb/s)	38LSM1-41C	[A] 48LSM1-41C	48GSM1-41C	U8LSM1-41C
24-Fiber, 3x8-Fiber MPO to LC shuttered, (100 to 25 Gb/s, 40 to 10 Gb/s)	32LSM1-41C	[B] 42LSM1-41C	[C] 42GSM1-41C	U2LSM1-41C
24-Fiber, 1x24-Fiber MPO to LC shuttered, (120 to 10G/s)	32LSM2-21C	42LSM2-21C	42GSM2-21C	U2LSM2-21C

Make-to-Order! HDX/HDX2 CASSETTE OPTIONS				
FIBER TYPE	FIBER COUNT	CONNECTOR TYPE (FRONT)	MPO TYPE (REAR)	POLARITY
• OM3	• 8	• LC Shuttered	• 8F MPO (male) Base 8	• Method A
• OM4	• 12	• 8F MPO (male)	• 8F MPO (female) Base 8	• Method C
• OM5	• 24	• 8F MPO (female)	• 12F MPO (male) Base 12	• Conversion
• OS2	• 48		• 12F MPO (female) Base 12	• Universal
			• 24F MPO (male) Base 24	
			• 24F MPO (female) Base 24	

For MPO Universal Polarity, you must connect to Method B trunks.  
The terms MTP® and MPO are used interchangeably for the multi-fiber push on connector.

For assistance customizing your cassettes, visit [Leviton.com/MTO](http://Leviton.com/MTO) or call Tech Support.

# HDX PLATFORM | Adapter Plates & Splice Modules



## HDX ADAPTER PLATES

- Connect to field-terminated backbone cabling or pre-terminated trunks
- Visible sequential numbering to identify ports (for Tx and Rx)

## HDX LC & MPO SPLICE MODULES


- Modules integrate fiber adapter bulkhead (12 or 36 fibers) and splice holders, eliminating need for splice trays
- Innovative 12-fiber color-coded pigtail offers fusion splicing to either single fiber or ribbon fiber constructions
- LC internal shutters minimize dust and provide eye protection
- Splice sleeves included with module in accessory kit
- MPO Splice Module offers field termination option to migrate from 10 to 40, 100, 200 or 400 Gb/s



HDX ADAPTER PLATES	
DESCRIPTION	PART NO.
12-Fiber, OM3 & OM4, Quad LC, aqua, shuttered, zirconia ceramic sleeve	5FUHD-SQL
12-fiber OM4, Quad LC, heather violet, shuttered, zirconia ceramic sleeve	5FUHD-SML
12-Fiber, OM5, Quad LC, lime green, shuttered, zirconia ceramic sleeve	5FUHD-S5L
<b>[A]</b> 12-Fiber, OS2, Quad LC, blue, shuttered, zirconia ceramic sleeve	5FUHD-SLL
3 Duplex MPO Adapters, black, key up/key up	5FUHD-6MB
<b>[B]</b> 3 Duplex MPO Adapters, black, key up/key down	5FUHD-6MP
3 Duplex MPO16 Adapters, green, key up/key down	5FUHD-66P
Blank, black	5FUHD-BLK
HDX FIBER SPLICE MODULES*	
<b>[C]</b> 12-Fiber, OM4 LC, aqua, shuttered, zirconia ceramic sleeve	SPLCH-12AQ
<b>[D]</b> 12-Fiber, OM4 LC, heather violet, shuttered, zirconia ceramic sleeve (EMEA)	SPLCH-12HV
12-Fiber, OM5 LC, lime green, shuttered, zirconia ceramic sleeve	SPLCH-12LG
12-Fiber, OS2 LC, blue, shuttered, zirconia ceramic sleeve	SPLCH-12BL
12-Fiber, OS2 LC/APC, green, shuttered, zirconia ceramic sleeve	SPLCH-12GN
<b>[E]</b> 36-Fiber, OM4 MPO, male, zirconia ceramic sleeve	SPMPH-MMPN
36-Fiber, OS2 MPO, male, zirconia ceramic sleeve	SPMPH-SMPN
36-Fiber, OM4 MPO, female, zirconia ceramic sleeve	SPMPH-MMUP
36-Fiber, OS2 MPO, female, zirconia ceramic sleeve	SPMPH-SMUP

Non-shuttered LC HDX splice modules are also available.  
The terms MTP® and MPO are used interchangeably for the multi-fiber push on connector.

For assistance customizing your splice modules, visit [Leviton.com/MTO](http://Leviton.com/MTO) or call Tech Support.



## HDX FIBER OPTIC DISTRIBUTION FRAME (3,168 CAPACITY)

- Integrated cable management and routing solutions for minimum bend radius, better slack storage, and protection
- Holds up to 22 patch and/or splice decks
- Lockable rear doors included to protect and conceal trunk cabling
- Optional front door kit (sold separately) with transparent door is lockable for additional security
- Occupies only one 2 x 2-foot tile
- Seismic rated to GR-63-CORE, Zone 4, UL 2046 listed

## PATCH DECK

- Accepts HDX adapter plates, cassettes, and splice modules
- 2RU height for up to 144 fibers (using LC) capacity
- Holds 6 independent sliding trays and accepts up to 12 HDX or 6 HDX2 adapter plates, cassettes, or splice modules
- Magnifying port identification label holders for better visibility
- Integrated minimum bend radius protection
- Trays are removable from the front or rear

## SPLICE DECK

- Modular 3.5-inch-high deck accepts up to three independent splice deck trays
- Sliding trays are removable for ease of splicing
- Heat-shrink fusion splicing of individual 250 µm or 900 µm tight buffered fibers or mass fusion ribbon splicing for up to 144 fibers or 432 fibers respectively per deck
- Each tray accepts up to two 24-fiber molded or 72-fiber ribbon splice trays
- Sliding trays are removable from the front or rear for ease of splicing

HDX FRAME CAPACITY CHART			
CONNECTIVITY	MAX. FIBER STRANDS FOR PRE-TERMINATED TRUNKS	MAX. FIBER PATCHING & SPLICING	MAX FIBER FUSION SPLICING
LC	3,168	3,168	N/A
SC	1,584	0	N/A
12-Fiber MPO	7,776	9,504	N/A
24-Fiber MPO	15,552	0	N/A
Single Fiber	N/A	N/A	3,168
Ribbon Fiber	N/A	N/A	9,504

HDX FIBER OPTIC FRAME PLATFORM	
DESCRIPTION	PART NO.
<b>[A]</b> HDX Fiber Optic Distribution Frame, 7' H x 2' W x 2' D	F3168-22F
<b>[B]</b> 2RU Patch Deck, empty (includes front/rear cable management and cable clamp kit)	F3168-DCK
<b>[C]</b> 2RU Splice Deck, empty (includes VELCRO® Brand ties, front/rear cable management, and cable clamp kit)	F3168-SPD
<b>[D]</b> Cross-Frame Routing Kit	F3168-CFR
<b>[E]</b> Front Door Kit	F3168-FDR
Cable Clamp Kit, single-cable grommet	F3168-CCK
2RU Blank Panel	F3168-BLK

24-FIBER SPLICE TRAY	
<b>[F]</b> 24-Fiber Heat-Shrink-Style Molded Splice Tray (includes 60 mm splice sleeves)	T5PLS-24F

For assistance designing your HDX frame system, call Tech Support.



**2000i SDX 1RU/2RU/4RU RACK-MOUNT ENCLOSURES**

- Accepts SDX adapter plates, splice trays, and splice modules (pages B11-B14)
- Constructed of durable polycarbonate plastic and black or white powder-coated 16 AWG steel
- Removable transparent hinged doors
- Sliding tray provides accessibility to front and rear of bulkhead after installation, and removes completely to facilitate field terminations and splicing
- 17-inch depth for high-density fiber termination and/or splicing
- Stackable and adjustable fiber rings simplify cable management
- 1RU and 2RU accept the HDX Retrofit Tray (sold separately) for higher-density applications using HDX MPO Cassettes and Adapter Plates

**RECOMMENDED APPLICATIONS:**

- Data Centers
- Equipment Rooms
- Entrance Facilities
- Telecommunications Rooms
- 19" Racks and Cabinets

**RECOMMENDED APPLICATIONS:**

- Equipment Rooms
- Telecommunications Rooms
- 19" Racks and Cabinets

2000i SDX RACK-MOUNT ENCLOSURES									
DESCRIPTION	MAXIMUM CAPACITY							PART NO.	
	FIBERS (USING LC)	ADAPTER PLATES	AND	SPLICE TRAYS*	SINGLE FIBER	RIBBON FIBER	OR		MPO CASSETTES / SPLICE MODULES
<b>[A]</b> 1RU, empty, sliding tray	72	3		3	72	216		3	5R1UH-x03
<b>[B]</b> 2RU, empty, sliding tray	144	6		6	144	432		6	5R2UH-x06
<b>[C]</b> 4RU, empty, sliding tray	288	12		12	288	864		12	5R4UH-x12

\* = Maximum splice tray capacity is limited by height of selected splice tray. Installation of multiple splice trays may require not installing tray covers.  
 x = Color: Black (S), White (W)  
 See pages B11-B14 for list of SDX adapter plates, cassettes and modules.  
 The terms MTP® and MPO are used interchangeably for the multi-fiber push on connector.



A



B

**1000i SDX 1RU/2RU/3RU/4RU RACK-MOUNT ENCLOSURES**

- Accepts SDX adapter plates, splice trays, and splice modules (pages B11-B14)
- Sliding tray in 1RU and 2RU removes completely for easy field terminations and splicing
- 15-inch depth for high-density fiber termination and/or splicing
- Enclosures protrude 4.5 inches from mounting ears to align with VERSI-DUCT™ Cable Management System
- Included accessory kit consists of cable ties, mounting ear screws, and port ID label
- 1RU and 2RU accept the HDX Retrofit Tray (sold separately) for higher-density applications using HDX MPO Cassettes

**RECOMMENDED APPLICATIONS:**

- Data Centers
- Equipment Rooms
- Entrance Facilities
- Telecommunications Rooms
- 19" Racks and Cabinets


**RECOMMENDED APPLICATIONS:**

- Equipment Rooms
- Telecommunications Rooms
- 19" Racks and Cabinets

**1000i SDX RACK-MOUNT ENCLOSURES**

DESCRIPTION	MAXIMUM CAPACITY							PART NO.
	FIBERS (USING LC)	ADAPTER PLATES	AND	SPLICE TRAYS*	SINGLE FIBER	RIBBON FIBER	OR MPO CASSETTES / SPLICE MODULES	
1RU, empty	72	3		3	72	216	3	5R1UM-F03
<b>[A]</b> 1RU, empty, sliding tray	72	3		3	72	216	3	5R1UM-S03
2RU, empty	144	6		6	144	432	6	5R2UM-F06
2RU, empty, sliding tray	144	6		6	144	432	6	5R2UM-S06
3RU, empty, horizontal^	216	9		12	288	864	9	5R3UM-F09
3RU, empty, vertical°	288	12		12	288	864	12	5R3UM-F12
<b>[B]</b> 4RU, empty, vertical°	288	12		12	288	864	12	5R4UM-F12
4RU, empty, horizontal^	360	15		12	288	864	15	5R4UM-F15

\* = Maximum splice tray capacity is limited by height of selected splice tray. Installation of multiple splice trays may require not installing tray covers.  
 ° = Vertical adapter plate/cassette orientation    ^ = Horizontal adapter plate/cassette orientation  
 See pages B11-B14 for list of SDX adapter plates, cassettes and modules.  
 The terms MTP® and MPO are used interchangeably for the multi-fiber push on connector.



**500i SDX FLUSH-MOUNT RACK ENCLOSURES**

- Accepts SDX adapter plates, MPO cassettes, splice trays, and splice modules (page B11-B14)
- Flush-mount adapter bulkhead makes moves, adds, and changes easy
- One-piece removable cover allows for complete accessibility to the back of the enclosure
- Accepts injection-molded splice trays and 4-inch x 7-inch metal splice trays
- Enclosure can store up to 3 meters of 900 μm tight buffered fiber per adapter
- Included accessory kit consists of cable ties, mounting-ear screws, and port ID label
- Optional add-on patch cord cable management tray (sold separately) uses existing rack unit

**RECOMMENDED APPLICATIONS:**

- Equipment Rooms
- Telecommunications Rooms
- 19" Racks and Cabinets

**500i SDX RACK-MOUNT ENCLOSURES**

DESCRIPTION	MAXIMUM CAPACITY							PART NO.	
	FIBERS (USING LC)	ADAPTER PLATES	AND	SPLICE TRAYS*	SINGLE FIBER	RIBBON FIBER	OR		MPO CASSETTES / SPLICE MODULES
<b>[A]</b> 1RU, empty	72	3		3	72	216		3	5R1UL-F03
<b>[B]</b> 2RU, empty	144	6		6	144	432		6	5R2UL-F06
<b>[C]</b> 3RU, empty	288	12		12	288	864		12	5R3UL-F12
<b>[D]</b> 1RU, empty	72	3		N/A	N/A	N/A		3	5R1UE-OPX
<b>[E]</b> 3RU, empty	288	12		N/A	N/A	N/A		12	5R3UE-OPX

\* = Maximum splice tray capacity is limited by height of selected splice tray. Installation of multiple splice trays may require not installing tray covers. See pages B11-B14 for list of SDX adapter plates, cassettes and modules. The terms MTP® and MPO are used interchangeably for the multi-fiber push on connector.



1RU 500i SDX Enclosure with ORU Patch Cord Managers (5RCMT-VFG)



**SDX WALL-MOUNT ENCLOSURES**

- Locking doors and dual-door access to separate user and service sides (locks sold separately)
- Cable and cord protection simplifies dress-out and protects damage/pinching
- Field splicing options include both splice trays and self-contained splice modules
- Mini mounting options: wall-mount, DIN rail, zero-RU, ganging, or cubicle wall installations
- Large size can be retrofitted to allow for up to 576 single fiber fusion splicing or up to 1,728 ribbon mass fusion splicing
- Optional adapter allows enclosures to accommodate both Leviton SDX and HDX patching platforms
- Accepts 6 copper ports using QUICKPORT™ Adapter Plate, 5F100-6QP

**RECOMMENDED APPLICATIONS:**

- Telecommunications Rooms
- Equipment Rooms
- FTTD
- ORU

DESCRIPTION	MAXIMUM CAPACITY							PART NO.	
	FIBERS (USING LC)	ADAPTER PLATES	AND	SPLICE TRAYS*	SINGLE FIBER	RIBBON FIBER	OR		MPO CASSETTES / SPLICE MODULES
<b>[A]</b> Mini, empty, single door, no lock	24	1		N/A	24	0		1†	5WMNT-01x
<b>[B]</b> Small, empty, dual doors, no lock	48	2		2	48	144		2	5WSML-02x
<b>[C]</b> Medium, empty, dual doors, no lock	96	4		4	96	288		4	5WMED-04x
<b>[D]</b> Large, empty, dual doors, no lock	288 (576 when used as splicing only enclosure)	12		12	576	1,728		12	5WLRG-12x

\* = Maximum splice tray capacity is limited by height of selected splice tray. Installation of multiple splice trays may require not installing tray covers.

† = Mini accepts a MPO cassette but not a Splice Module.


x = Color: Black (C), White (W)

The terms MTP® and MPO are used interchangeably for the multi-fiber push on connector.

See page B12 for list of SDX adapter plates.

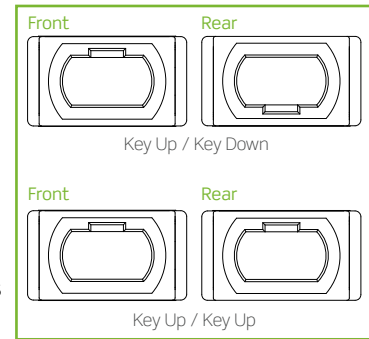


# SDX PLATFORM | Adapter Plates



## SDX ADAPTER PLATES

- Work with SDX Enclosures, including 2000i, 1000i, 500i, and wall-mount
- Shuttered LC options use IP5x-rated internal shutters, eliminating the need for dust plugs and speeding up deployment
- Precision-molded LC and SC adapter plate colors designate fiber type per TIA standards
- Available in 6- to 24-fiber plates for LC, SC, and ST
- Available in 72- to 192-fiber plates for MPO
- 6-position QUICKPORT™ Adapter Plates (item Q) accept all QUICKPORT Jacks and Adapters



## SDX RACK-MOUNT ENCLOSURE CAPACITY

1RU FOR 2000i, 1000i & 500i	2RU FOR 2000i, 1000i & 500i	3RU FOR 1000i	3RU FOR 500i	4RU FOR 2000i & 1000i
Holds up to 3 adapter plates	Holds up to 6 adapter plates	Holds up to 9/12 adapter plates	Holds up to 12 adapter plates	Holds up to 12/15 adapter plates
6-pk Dplx LC = up to 36 fibers 6-pk Quad LC = up to 72 fibers 8-pk Dplx LC = up to 48 fibers 3-pk Dplx SC = up to 18 fibers 6-pk Dplx SC = up to 36 fibers 6-pk ST = up to 18 fibers 8-pk ST = up to 24 fibers	6-pk Dplx LC = up to 72 fibers 6-pk Quad LC = up to 144 fibers 8-pk Dplx LC = up to 96 fibers 3-pk Dplx SC = up to 36 fibers 6-pk Dplx SC = up to 72 fibers 6-pk ST = up to 36 fibers 8-pk ST = up to 48 fibers	6-pk Dplx LC = up to 108/144 fibers 6-pk Quad LC = up to 216/288 fibers 8-pk Dplx LC = up to 144/192 fibers 3-pk Dplx SC = up to 54/72 fibers 6-pk Dplx SC = up to 108/144 fibers 6-pk ST = up to 54/72 fibers 8-pk ST = up to 72/96 fibers	6-pk Dplx LC = up to 144 fibers 6-pk Quad LC = up to 288 fibers 8-pk Dplx LC = up to 192 fibers 3-pk Dplx SC = up to 72 fibers 6-pk Dplx SC = up to 144 fibers 6-pk ST = up to 72 fibers 8-pk ST = up to 96 fibers	6-pk Dplx LC = up to 144/180 fibers 6-pk Quad LC = up to 288/360 fibers 8-pk Dplx LC = up to 192/240 fibers 3-pk Dplx SC = up to 72/90 fibers 6-pk Dplx SC = up to 144/180 fibers 6-pk ST = up to 72/90 fibers 8-pk ST = up to 96/120 fibers

## SDX WALL-MOUNT ENCLOSURE CAPACITY

MINI	SMALL	MEDIUM	LARGE
Holds up to 1 adapter plate	Holds up to 2 adapter plates	Holds up to 4 adapter plates	Holds up to 12 adapter plates
6-pk Dplx LC = up to 12 fibers 6-pk Quad LC = up to 24 fibers 8-pk Dplx LC = up to 16 fibers 3-pk Dplx SC = up to 6 fibers 6-pk Dplx SC = up to 12 fibers 6-pk ST = up to 6 fibers 8-pk ST = up to 8 fibers	6-pk Dplx LC = up to 24 fibers 6-pk Quad LC = up to 48 fibers 8-pk Dplx LC = up to 32 fibers 3-pk Dplx SC = up to 12 fibers 6-pk Dplx SC = up to 24 fibers 6-pk ST = up to 12 fibers 8-pk ST = up to 16 fibers	6-pk Dplx LC = up to 48 fibers 6-pk Quad LC = up to 96 fibers 8-pk Dplx LC = up to 64 fibers 3-pk Dplx SC = up to 24 fibers 6-pk Dplx SC = up to 48 fibers 6-pk ST = up to 24 fibers 8-pk ST = up to 32 fibers	6-pk Dplx LC = up to 144 fibers 6-pk Quad LC = up to 288 fibers 8-pk Dplx LC = up to 192 fibers 3-pk Dplx SC = up to 72 fibers 6-pk Dplx SC = up to 144 fibers 6-pk ST = up to 72 fibers 8-pk ST = up to 96 fibers

## SDX SHUTTERED LC FIBER ADAPTER PLATES - METAL

DESCRIPTION	PART NO.
12-Fiber, OM1, Duplex Shuttered LC, beige, zirconia ceramic sleeve	5F100-S2I
<b>[A]</b> 12-Fiber, OM3 & OM4, Duplex Shuttered LC, aqua, zirconia ceramic sleeve	5F100-S2Q
<b>[B]</b> 12-Fiber, OM4, Duplex Shuttered LC, heather violet, zirconia ceramic sleeve	5F100-S2M
<b>[C]</b> 12-Fiber, OS2, Duplex Shuttered LC, blue, zirconia ceramic sleeve	5F100-S2L
12-Fiber, OS2, Duplex Shuttered LC/APC, green, zirconia ceramic sleeve	5F100-S2V
24-Fiber, OM1, Quad Shuttered LC, beige, zirconia ceramic sleeve	5F100-S4I
24-Fiber, OM3 & OM4, Quad Shuttered LC, aqua, zirconia ceramic sleeve	5F100-S4Q
24-Fiber, OM4, Quad Shuttered LC, heather violet, zirconia ceramic sleeve	5F100-S4M
<b>[D]</b> 24-Fiber, OS2, Quad Shuttered LC, blue, zirconia ceramic sleeve	5F100-S4L
24-Fiber, OS2, Quad Shuttered LC/APC, green, zirconia ceramic sleeve	5F100-S4V

## SDX FIBER ADAPTER PLATES, METAL

16-Fiber, OM3 & OM4, Duplex LC, aqua, zirconia ceramic sleeve*	5F100-16A
16-Fiber, OS2, Duplex LC, blue, zirconia ceramic sleeve*	5F100-16Z
<b>[E]</b> 6 Simplex MPO, black, key up/key down	5F100-6MP
6 Simplex MPO, black, key up/key up*	5F100-6MB
8 Simplex MPO, black, key up/key down	5F100-8MP
8 Simplex MPO, black, key up/key up*	5F100-8MB
<b>[F]</b> 6-Position QUICKPORT™, black, empty	5F100-6QP

## SDX PRECISION-MOLDED FIBER ADAPTER PLATES

12-Fiber, OM1, Duplex LC, beige, zirconia ceramic sleeve	5F100-2I
12-Fiber, OM3 & OM4, Duplex LC, aqua, zirconia ceramic sleeve	5F100-2Q
<b>[G]</b> 12-Fiber, OS2, Duplex LC, blue, zirconia ceramic sleeve	5F100-2LL
12-Fiber, OS2, Duplex LC/APC, green, zirconia ceramic sleeve	5F100-2VL
24-Fiber, OM1, Quad LC, beige, zirconia ceramic sleeve	5F100-4I
<b>[H]</b> 24-Fiber, OM3 & 4, Quad LC, aqua, zirconia ceramic sleeve	5F100-4Q
24-Fiber, OS2, Quad LC, blue, zirconia ceramic sleeve	5F100-4LL
6-Fiber, OM1, Duplex SC, beige, zirconia ceramic sleeve	5F100-6IC
6-Fiber, OM3 & OM4, Duplex SC, aqua, zirconia ceramic sleeve	5F100-6QC
6-Fiber, OS2, Duplex SC, blue, zirconia ceramic sleeve	5F100-6LC
6-Fiber, OS2, Duplex SC/APC, green, zirconia ceramic sleeve	5F100-6VC
12-Fiber, OM1, Duplex SC, beige, zirconia ceramic sleeve	5F100-2IC
12-Fiber, OM3 & OM4, Duplex SC, aqua, zirconia ceramic sleeve	5F100-2QC
12-Fiber, OS2, Duplex SC, blue, zirconia ceramic sleeve	5F100-2LC
<b>[I]</b> 12-Fiber, OS2, Duplex SC/APC, green, zirconia ceramic sleeve	5F100-2VC
6-Fiber, ST MM/SM, black, zirconia ceramic sleeve	5F100-6MT
8-Fiber, ST MM/SM, black, zirconia ceramic sleeve	5F100-8MT
<b>[J]</b> Blank, black	5F100-PLT

\* = Minimum order quantity and lead times may apply.  
The terms MTP® and MPO are used interchangeably for the multi-fiber push on connector.

# SDX PLATFORM | MPO Cassettes



A



B

SDX Cassette MPO-LC Shuttered Single-mode

SDX Platform

FIBER

## SDX MPO CASSETTES

- Plug-n-play cassettes eliminate the need for field termination or splices
- Bend-insensitive fiber used in OM3/OM4 cassette
- All premium 12-fiber Base 12 MPO cassettes use low-loss MPO connectors
- Low insertion loss of 0.5 dB maximum
- 100% factory tested with test results included with each cassette
- LC internal shutters minimize dust and provide eye protection
- Universal polarity design, works in conjunction with Method B trunk



### SDX CASSETTES, COMMON CONFIGURATIONS

DESCRIPTION	PART NO.
<b>[A]</b> 12-Fiber, MPO-LC, shuttered	FM-*012CSAC0+
<b>[B]</b> 24-Fiber, 2x12F MPO-LC, shuttered	FM-*024CSAC0+


\* = Fiber type: A = OS2, E = OM3, F = OM4

+ = Polarity: A=Method A, C=Method C, BE = Method B (edge), U=Universal. For Method B, each channel must have 1 core and 1 edge cassette.

Make-to-Order!		MPO CASSETTE OPTIONS		
FIBER TYPE	FIBER COUNT	CONNECTOR TYPE	MPO TYPE (REAR)	POLARITY
• OM3	• 12	• LC Shuttered	• 12-Fiber MPO (male) Base 12	• MPO Method A
• OM4	• 24	• LC/APC Shuttered	• 12-Fiber MPO (female) Base 12	• MPO Method C
• OS2				• Universal

The terms MTP® and MPO are used interchangeably for the multi-fiber push on connector.

For assistance customizing your cassettes, visit [Leviton.com/MTO](http://Leviton.com/MTO) or call Tech Support.



## SDX SPLICE MODULES

- Integrates fiber adapter bulkhead (12 or 24 fibers) and splice holders, eliminating need of splice trays
- Integrated latching tabs allow for one-handed insertion and removal from SDX enclosures and panels
- Patented internal shutters on LC adapters eliminate the need for dust plugs to reduce waste, speed up deployment, and ensure safer installations
- MPO module allows for 6 x 12-fiber MPO pigtail termination

## KEYQUICK™ MECHANICAL SPLICE

- Offers fast, accurate, and user-friendly mechanical splicing process
- Transparent body allows for visible light to ensure connection
- V Groove technology aligns fibers
- Average installation takes 30 seconds, with insertion loss level of 0.1 dB

## SDX FUSION SPLICE MODULES

DESCRIPTION	PART NO.
12-Fiber, OM3, Duplex LC Shuttered, aqua	SPLCS-2AL
12-Fiber, OM4, Duplex LC Shuttered, aqua	SPLCS-2QL
<b>[A]</b> 12-Fiber, OM4, Duplex LC Shuttered, heather violet	SPLCS-2ML
<b>[B]</b> 12-Fiber, OS2, Duplex LC Shuttered, blue	SPLCS-2LL
12-Fiber, OS2, Duplex LC/APC Shuttered, green	SPLCS-2VL
24-Fiber, OM3, Quad LC Shuttered, aqua	SPLCS-4AL
<b>[C]</b> 24-Fiber, OM4, Quad LC Shuttered, aqua	SPLCS-4QL
24-Fiber, OM4, Quad LC Shuttered, heather violet	SPLCS-4ML
24-Fiber, OS2, Quad LC Shuttered, blue	SPLCS-4LL
24-Fiber, OS2, Quad LC/APC Shuttered, green	SPLCS-4VL
12-Fiber, OM4, Duplex SC, aqua	SPSCS-2QC
12-Fiber, OS2, Duplex SC, blue	SPSCS-2LC
12-Fiber, OS2, Duplex SC/APC, green	SPSCS-2VC
6-Port, OM4 Simplex MPO, male	SPMPS-MMP
6-Port, OS2 Simplex MPO, male	SPMPS-SMP

## SDX 12- & 24-FIBER SPLICE MODULES - METAL\*

12-Fiber, LC* (includes splice sleeves)	SPLCS-12x
24-Fiber, LC* (includes splice sleeves)	SPLCS-24x
12-Fiber, SC* (includes splice sleeves)	SPSCS-12x

## 12- & 24-FIBER SPLICE TRAY

<b>[D]</b> 12-Fiber Heat-Shrink Splice Tray	FPCFAS003
<b>[E]</b> 24-Fiber Heat-Shrink Style Molded Splice Tray (includes 60 mm splice sleeves)	T5PLS-24F
45 mm Fusion-Splice Protection Heat-Shrink Sleeve; pack of 12	30-0008-01

## KEYQUICK MECHANICAL SPLICE


<b>[F]</b> KeyQuick Mechanical Splice 250µm, 900µm	FPCMS001
<b>[G]</b> KeyQuick Mechanical Splice Holder	FPCMSH06

\* = Lead times may apply.

x = OM3 (A), OM4 (4), OS2 (L), APC OS2 (V)

The terms MTP® and MPO are used interchangeably for the multi-fiber push on connector.

For assistance customizing your splice trays, call Customer Service.



## UNIVERSAL CABLE CLAMP KITS

- Minimizes excessive pulling, bending, and crushing
- Enclosure-mount kits make cable identification easy and decrease need for tie-wraps inside enclosure
- Rack-Mount Kit ideal for vertical strain relief and strain relief at top or bottom of rack
- Compatible with UHDx and SDx rack-mount enclosures

## SDX ENCLOSURE CABLE MANAGEMENT

- Fiber Cable Management Rings secure fiber slack; come in kit of four quarter-round rings
- Patch Cord Management Trays route and organize cables
- Trays mount directly to enclosures and do not require additional rack space

## HDX RETROFIT TRAY & HDX-TO-SDX ADAPTER BRACKET

- Retrofit trays allow upgrade of SDx enclosures to accept HDx cassettes and adapter plates
- Trays allow for up to 96 LC fibers per RU
- Tray available for 1RU and 2RU 2000i and 1000i SDx enclosures
- HDx-to-SDx Adapter Bracket upgrades SDx Enclosures to accept two HDx cassettes per bracket

## UNIVERSAL PATCH CORD CABLE MANAGERS

- 0RU cable managers transition patch cords from horizontal to vertical pathway
- 1RU and 2RU cable managers provide protection and routing of patch cords for flat panels

ACCESSORIES		AVAILABLE FOR			
		2000i SDX	1000i SDX	500i SDX	WALL-MOUNT SDX
DESCRIPTION	PART NO.				
<b>[A]</b> Universal Clamp Kit, single cable grommet for enclosure mounting	5RCMP-KIT	X	X	X	X
Universal Clamp Kit, multiple cable grommet for enclosure mounting	5RCMP-KT2	X	X	X	X
<b>[B]</b> Universal Clamp Kit, single and multiple cable grommet for rack mounting	5RCMR-KIT	X	X	X	
1RU 23" Rack and Cabinet Mounting Bracket*	5R1RU-023	X	X		
<b>[C]</b> Fiber Cable Management Quarter-Round Ring Kit, bag of four*	5R100-14R	X	X	X	
Lock and Key for Rack-Mount and Wall-Mount Enclosures	5L000-KAL		X		X
<b>[D]</b> HDX Retrofit Sliding Tray 1RU	5R1UR-TRY	X	X		
HDX Retrofit Sliding Tray 2RU	5R2UR-TRY	X	X		
<b>[E]</b> HDX-to-SDX Adapter Bracket	HDXAD-ACC	X	X	X	X
<b>[F]</b> 1RU Patch Cord Management Tray, for use with any flat panels	5R1UX-CMT			X	
<b>[G]</b> 2RU Patch Cord Management Tray, for use with any flat panels	5R2UX-CMT			X	
<b>[H]</b> 0RU Patch Cord Managers, bag of 2	5RCMT-VFG	X	X	X	
DIN Rail Bracket Kit, for mini enclosure only	DNRAL-ACC				X
0RU Mounting Bracket, bag of 2, for mini enclosure only	5WMNB-ACC				X
Grounding Kit	DPGRD-KIT	X	X	X	X

\* = Lead times may apply.

SDX Platform

FIBER

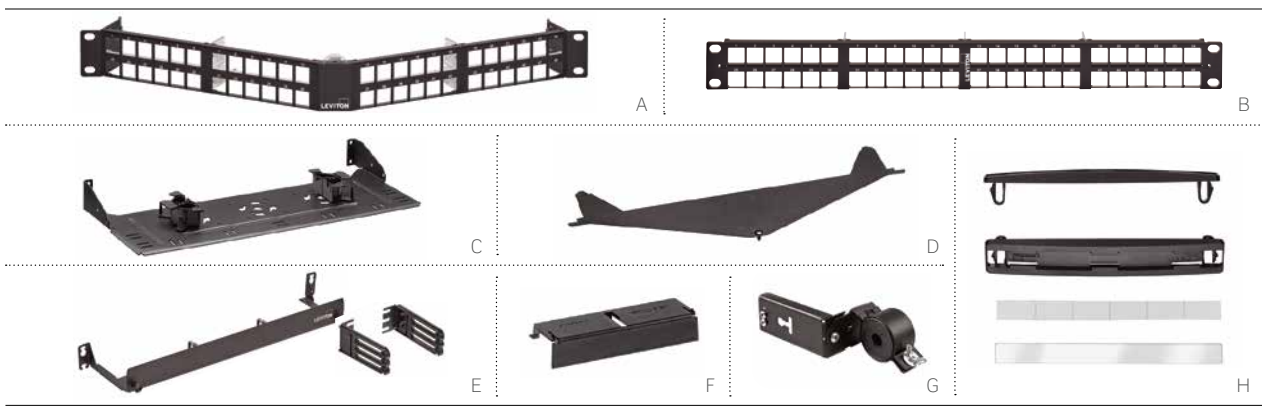
Rack-Mount Universal Clamp Kit Installed



Enclosure-Mount Universal Clamp Kit Installed



# e2XHD SNAP-IN CASSETTE PATCHING PLATFORM | Panels, Cable Managers, Covers & Tools



## HIGH-DENSITY PANELS

- Allows for UTP, shielded, and fiber in the same panel
- 1RU panels hold up to 8 single-height fiber cassettes (48 fiber channels)
- Alignment tabs on panels ensure upright insertion of cassettes
- Mount on standard 19-inch racks or cabinets

## ANGLED PANEL COVER

- Uses no additional rack space
- Minimizes dust and debris behind panels
- Attaches directly to e2XHD Angled Panel
- Can be retrofitted after panel is installed
- Can be used for top and bottom of panels

## REAR CABLE MANAGERS

- Support both fiber and copper cables
- Cable management rings included to help manage and route incoming fiber cables
- Multiple tie down points for VELCRO® Brand ties
- Optional Clamp Kits available to provide cable strain relief for incoming cables
- Flat Panel Manager mounts to rack or cabinet; screws included
- Angled Panel Manager attaches directly to panels



e2XHD Snap-In Cassette Patching System for copper applications on page A6.

E2XHD UTP & SHIELDED SNAP-IN CASSETTE PATCHING SYSTEM		
DESCRIPTION		PART NO.
<b>[A]</b>	1RU 48-Port e2XHD Angled High-Density Panel, supports UTP, shielded, and fiber media, black	E2X1A-E48
<b>[B]</b>	1RU 48-Port e2XHD Flat High-Density Panel, supports UTP, shielded, and fiber media, black	E2X1F-E48
	e2XHD Rear Cable Manager for Angled Panel, with fiber storage rings (four quarter-round rings)	E2XHD-CMB
<b>[C]</b>	e2XHD Rear Cable Manager for Flat Panel, with fiber storage rings (four quarter-round rings)	E2X1F-CMB
<b>[D]</b>	e2XHD Angled Panel Cover, black	E2XHD-COV
<b>[E]</b>	1RU Patch Cord Management Tray, for use with any flat panels	5R1UX-CMT
	2RU Patch Cord Management Tray, for use with any flat panels	5R2UX-CMT
	0RU Patch Cord Managers, bag of 2	5RCMT-VFG
<b>[F]</b>	e2XHD Cassette Blank, black	E2XHD-BLK
	QUICKPORT™ Jack Removal Tool	E2XHD-JRT
<b>[G]</b>	Universal Clamp Kit, single cable Grommet (mounts to Rear Cable Manager)	5RCMP-KIT
	Universal Clamp Kit, multiple cable Grommet (mounts to Rear Cable Manager)	5RCMP-KT2
	Universal Clamp Kit, single and multiple cable Grommet (for rack mounting)	5RCMR-KIT
<b>[H]</b>	e2XHD Label Kit (4 pack)*	E2XHD-LBL
	e2XHD Mini Panel (UTP, shielded, fiber)	E2XMB-S12
	e2XHD Extension Bracket, 1RU	E2X1F-BKT
	e2XHD Extension Bracket, 2RU	E2X2F-BKT

\*= Label kit occupies one row of panel.

# e2XHD SNAP-IN CASSETTE PATCHING PLATFORM | Cassettes



## E2XHD MPO CASSETTES

- Easy to migrate from 10 to 25, 40 and 100 Gb/s when used with OPT-X™ Unity Ultra Low Loss trunks, harnesses, and patch cords
- Used exclusively with e2XHD panels
- Available in Base 8, Base 12, Base 24 MPO in OM3, OM4, OS2
- MPO adapter swivel allows for easy cable routing and proper bend radius
- LC internal shutters minimize dust and provide eye protection

- Connect to electronics with LC-style ports and aggregate SFP ports to a QSFP28 or PSM4 (100 Gb/s), QSFP+ (40 Gb/s), or CXP (120 Gb/s) port
- Universal polarity design, works in conjunction with Method B trunks
- Available in 4:1, 10:1 and 12:1 ratios to support multiple conversion requirements



Copper Cassettes sold separately on page A8.

## e2XHD QUICKPORT® PASS-THROUGH CASSETTES

DESCRIPTION	PART NO.
12-Fiber, OM3 and OM4, shuttered LC , aqua	E2XLC-SAQ
12-Fiber, OM4, shuttered LC, heather violet	E2XLC-SHV
<b>[A]</b> 12-Fiber, OS2, shuttered LC, blue	E2XLC-SBL
12-Fiber, OS2, shuttered LC/APC, green	E2XLC-SGR
<b>[B]</b> 4-Port MPO, key-up/key-down	E2XHD-4MP
4-Port MPO, key-up/key-up	E2XHD-4MB
4-port MPO16, key-up/key-down	E2XHD-46P
6-port MPO16, key-up/key-down	E2XHD-66P

## e2XHD CONVERSION CASSETTES

DESCRIPTION	OM3 (AQUA)	OM4 (AQUA)	OM4 (HEATHER VIOLET)	OS2 (BLUE)
<b>[C]</b> 8-Fiber, shuttered MPO-LC (40G to 10G)	ULE2XHD-E008CSKQDJ	ULE2XHD-F008CSKQDJ	ULE2XHD-F008CSKVVDJ	ULE2XHD-A008CSKLDJ
24-Fiber, shuttered MPO-LC (120G to 10G)	ULE2XHD-E024CSHQES4	ULE2XHD-F024CSHQES4	ULE2XHD-F024CSHVES4	ULE2XHD-A024CSHLES4

x = Fiber Type = OM3 (E), OM4 (F), OS2 (A)

The terms MTP® and MPO are used interchangeably for the multi-fiber push on connector.

## Make-to-Order! e2XHD MPO FIBER CASSETTE OPTIONS


FIBER TYPE	FIBER COUNT	CONNECTOR TYPE	MPO TYPE (REAR)	POLARITY
• OM3	• 8	• LC Shuttered	• 8F (male) Base 8	• Method A
• OM4	• 12	• LC/APC Shuttered	• 8F (female) Base 8	• Method C
• OS2	• 24	• 8F MPO (male)	• 12F (male) Base 12	• Universal
		• 8F MPO (female)	• 12F (female) Base 12	• Conversion
			• 24F (male) Base 24	
			• 24F (female) Base 24	

For assistance customizing your cassettes, visit [Leviton.com/MTO](http://Leviton.com/MTO) or call Tech Support.

# HI-DEX™ SYSTEM | Panel Sets, Zero U Accessories & Cassettes

HI-DEX System

FIBER



## HI-DEX PANEL SETS

- 1RU 19-inch panel accommodates up to six HI-DEX cassettes or adapter plates
- High fiber density of up to 144 LC fibers per RU
- Cassettes and adapter plates slide out individually, allowing unrestricted access to every port
- Cassettes and adapter plates can load from front or rear
- Labeling space for port, cassette, and panel identification
- Matching 1RU cable manager provides routing protection across the front of the rack
- Innovative finger management provides bend radius control, preventing disruption to fiber when sliding runners are moved

## HI-DEX CASSETTES

- Cassettes provide 24-fiber MPO-LC patching for 144 fibers in 1RU
- Shuttered LC adapters on closed cassettes have integrated dust and laser protection
- Adapter plates offer 24-fiber LC or 288-fiber MPO in a single cassette
- Cassettes can be configured with opposed or aligned MPO adapters, or UPC or APC LC adapters



PANEL SETS		
DESCRIPTION		PART NO.
<b>[A]</b> 1RU HI-DEX Panel, black		HDXPNL2
<b>[B]</b> 1RU HI-DEX Cable Manager, black		HDXM1U2
<b>[C]</b> 1RU HI-DEX Finger Management, black		HDXMNF2
CASSETTES (OM3, OM4, OM5 and single-mode options use bend insensitive fiber as standard)		
2x12 MPO-LC OM5 HI-DEX Cassette, B polarity		HDXBBTMLCOM524
<b>[D]</b> 2x12 MPO-LC OM4 HI-DEX Cassette, B polarity		HDXBBTMLCOM424
2x12 MPO-LC OM3 HI-DEX Cassette, B polarity		HDXBBTMLCOM324
2x12 MPO-LC SM APC HI-DEX Cassette, B polarity		HDXBBTMAL10824
2x12 MPO-LC SM HI-DEX Cassette, B polarity		HDXBBTMLC10824
2x12 MPO-LC OM4 HI-DEX Cassette, A/C polarity		HDXACTMLCOM524
2x12 MPO-LC OM4 HI-DEX Cassette, A/C polarity		HDXACTMLCOM424
2x12 MPO-LC OM3 HI-DEX Cassette, A/C polarity		HDXACTMLCOM324
2x12 MPO-LC/APC SM HI-DEX Cassette, A/C polarity		HDXACTMAL10824
2x12 MPO-LC SM HI-DEX Cassette, A/C polarity		HDXACTMLC10824

The terms MTP® and MPO are used interchangeably for the multi-fiber push on connector.

[ For assistance customizing your cassettes, visit [Leviton.com/MTO](http://Leviton.com/MTO) or call Tech Support. ]



## ADAPTER PLATES

- Adapter plates offer 24-fiber LC or 288-fiber MPO in a single cassette

## SPLICE CASSETTES

- High-density 24-fiber Splice Cassette allows up to 144 fibers to be spliced and managed in 1 rack unit
- 12 ultra-high-performance LC duplex adapters per cassette achieve a low-loss optical budget
- Shuttered adapters with integrated dust and laser protection as standard
- Accommodates 1 meter 250  $\mu$ m fiber pigtailed and up to 1 meter 900  $\mu$ m incoming fiber
- Space for 4 incoming trunk cables up to 9 mm in diameter accommodates Leviton PDC and Unitube cable and individual BLOLITE™ Air Blown Fiber ducts
- Optimized fiber pathway for improved management and containment of fiber
- Printed port identification, colored fiber pairs, and a transparent lid assist with fiber identification and splice management

### ADAPTER PLATES

DESCRIPTION	PART NO.
<b>[A]</b> 12 Simplex MPO (opposed) HI-DEX Adapter Plate	HDXOCAM144
12 Simplex MPO (aligned) HI-DEX Adapter Plate	HDXOCBM144
12 Duplex LC OS2, HI-DEX Adapter Plate, blue	HDXOCLC10824
12 Duplex LC OM3, HI-DEX Adapter Plate, aqua	HDXOCLCOM324
<b>[B]</b> 12 Duplex LC OM4, HI-DEX Adapter Plate, heather violet	HDXOCLCOM424
12 Duplex LC OM5, HI-DEX Adapter Plate, lime green	HDXOCLCOM524
Blank Open HI-DEX Adapter Plate	HDXOCBLK

### 24-FIBER SPLICE CASSETTES

HI-DEX Splice LC SM Loaded with 24-Fiber Pigtail Cassette	HDXSPLC20824
HI-DEX Splice LC SM Empty Cassette	HDXSPLC20800
HI-DEX Splice LC/APC SM Loaded with 24-Fiber Pigtail Cassette	HDXSPAL20824
HI-DEX Splice LC/APC SM Empty Cassette	HDXSPAL20800
HI-DEX Splice LC OM3 Loaded with 24-Fiber Pigtail Cassette	HDXSPLCOM324
HI-DEX Splice LC OM3 Empty Cassette	HDXSPLCOM300
<b>[C]</b> HI-DEX Splice LC OM4 Loaded with 24-Fiber Pigtail Cassette	HDXSPLCOM424
HI-DEX Splice LC OM4 Empty Cassette	HDXSPLCOM400
HI-DEX Splice LC OM5 Loaded with 24-Fiber Pigtail Cassette	HDXSPLCOM524
HI-DEX Splice LC OM5 Empty Cassette	HDXSPLCOM500

### 250 $\mu$ m FIBER PIGTAILS FOR 24-FIBER SPLICE CASSETTES

12x LC SM 250 $\mu$ m 1 m Fiber Pigtailed	HOTLC2087001000-12
12x LC/APC SM 250 $\mu$ m 1 m Fiber Pigtailed	HOTAL2087001000-12
12x LC OM3 250 $\mu$ m 1 m Fiber Pigtailed	HOTLCOM37001000-12
12x LC OM4 250 $\mu$ m 1 m Fiber Pigtailed	HOTLCOM47001000-12

Note: Each of the 12 fibers is individually colored as per TIA-598-D. Individual 250 $\mu$ m pigtailed in a range of colors are also available. Please contact Customer Service at +44 (0) 1592 772124 for more information. The terms MTP® and MPO are used interchangeably for the multi-fiber push on connector.

# FIBREPLUS PLATFORM | Patch Panels




## FIBREPLUS UNLOADED AND PRELOADED PATCH PANELS & ACCESSORIES

- 1RU 19-inch panels support ST, SC, or LC adapters
- Sliding tray for easy access complete with quick release fastenings
- Front panel includes a port identification strip
- Raised slots in the panel base allow for customized fiber-management configurations and additional securing for incoming cables
- Shallow depth allows for installation in most standard racks and wall-mount enclosures
- Additional adapter blanking plugs are available on request
- Suitable for both BLOLITE™ and conventional fiber cables

FIBREPLUS UNLOADED PANELS & PANEL ACCESSORIES						
DESCRIPTION	PART NO.					
<b>[A]</b> Unloaded Panel for up to 24 ST, black	FPCC1SXXX24ST2					
Unloaded Panel for up to 12 SC Duplex or LC Quad adapters, black	FPCC1SXXX24DC2					
Unloaded Panel for up to 24 SC Duplex or LC Quad adapters, black	FPCC1SXXX48DC2					
Unloaded Panel for up to 24 SC Simplex or LC Duplex adapters, black	FPCC1SXXX48SC2					
Fiber Management Kit (includes loops and 24 way splice bridge)	FPCFMKIT001					
Adapter Collar for 3 mm BLOLITE Straight Connector	30-0301-5					
ST Blanking Plugs, black, pack 100	BPEST101-100					
SC Simplex Blanking Plug (also suitable for LC), black, pack 100	BPESC101-100					
SC Duplex Blanking Plug (also suitable for LC Quad), black, pack 100	BPESC301-100					
MP25 Manifold Gland	30-4800-09					

FIBREPLUS PRELOADED PATCH PANELS W/ACCESSORY KIT						
DESCRIPTION	4 ADAPTER	6 ADAPTER	8 ADAPTER	12 ADAPTER	16 ADAPTER	24 ADAPTER
ST, single-mode	FPCC1SXSM04ST2	FPCC1SXSM06ST2	FPCC1SXSM08ST2	FPCC1SXSM12ST2	FPCC1SXSM16ST2	FPCC1SXSM24ST2
ST, multimode	FPCC1SXMM04ST2	FPCC1SXMM06ST2	FPCC1SXMM08ST2	FPCC1SXMM12ST2	FPCC1SXMM16ST2	FPCC1SXMM24ST2
SC Duplex, single-mode	FPCC1SXSM08DC2	FPCC1SXSM12DC2	FPCC1SXSM16DC2	FPCC1SXSM24DC2	FPCC1SXSM32DC2	FPCC1SXSM48DC2
SC Duplex, multimode	FPCC1SXMM08DC2	FPCC1SXMM12DC2	FPCC1SXMM16DC2	FPCC1SXMM24DC2	FPCC1SXMM32DC2	FPCC1SXMM48DC2
SC Simplex, single-mode	FPCC1SXSM04SC2	FPCC1SXSM06SC2	FPCC1SXSM08SC2	FPCC1SXSM12SC2	FPCC1SXSM16SC2	FPCC1SXSM24SC2
SC Simplex, multimode	FPCC1SXMM04SC2	FPCC1SXMM06SC2	FPCC1SXMM08SC2	FPCC1SXMM12SC2	FPCC1SXMM16SC2	FPCC1SXMM24SC2
<b>[B]</b> LC Duplex, single-mode	FPCC1SXSM08LC2	FPCC1SXSM12LC2	FPCC1SXSM16LC2	FPCC1SXSM24LC2	FPCC1SXSM32LC2	FPCC1SXSM48LC2
<b>[C]</b> LC Duplex, multimode	FPCC1SXMM08LC2	FPCC1SXMM12LC2	FPCC1SXMM16LC2	FPCC1SXMM24LC2	FPCC1SXMM32LC2	FPCC1SXMM48LC2
<b>[D]</b> LC Quad, single-mode	—	—	—	—	—	FPCC1SXSM96LC2
LC Quad, multimode	—	—	—	—	—	FPCC1SXMM96LC2



## OPTICAL ADAPTERS

- LC adapters (duplex and quad) have a polymer body with a precision zirconia ceramic sleeve
- SC adapters (simplex and duplex) have a polymer body and precision zirconia ceramic sleeve
- ST adapters have a nickel-plated zinc die-cast body with precision zirconia ceramic sleeve

OPTICAL ADAPTERS		PART NO.
<b>SC ADAPTERS</b>		
<b>[A]</b>	SC Simplex Flanged, multimode, zirconia ceramic sleeve, beige	BHCSCMM001
<b>[B]</b>	SC Simplex Flanged, single-mode, zirconia ceramic sleeve, blue	BHCSCSM001
<b>[C]</b>	SC Duplex Flanged, multimode, zirconia ceramic sleeve, beige	BHDCM001
<b>[D]</b>	SC Duplex Flanged, single-mode, zirconia ceramic sleeve, blue	BHDCSM001
<b>ST ADAPTERS</b>		
<b>[E]</b>	ST, multimode, zirconia ceramic sleeve	BHCSTMM001
<b>[F]</b>	ST, single-mode, zirconia ceramic sleeve	BHCSTSM001
<b>LC ADAPTERS - FLANGED</b>		
<b>[G]</b>	LC Duplex, multimode, zirconia ceramic sleeve, flanged, beige	BHCLCMM001
	LC Duplex, multimode, zirconia ceramic sleeve, flanged, aqua	BHCLCMM051
	LC Duplex, multimode, zirconia ceramic sleeve, flanged, heather violet	BHCLCMM071
<b>[H]</b>	LC Duplex, single-mode, zirconia ceramic sleeve, flanged, blue	BHCLCSM001
	LC APC Duplex, single-mode, zirconia ceramic sleeve, flanged, green	BHCALSM031
	LC Quad, multimode, zirconia ceramic sleeve, flanged, beige	BHCL4MM001
	LC Quad, multimode, zirconia ceramic sleeve, flanged, aqua	BHCL4MM051
	LC Quad, multimode, zirconia ceramic sleeve, flanged, heather violet	BHCL4MM071
	LC Quad, single-mode, zirconia ceramic sleeve, flanged, blue	BHCL4SM001
	LC APC Quad, single-mode, zirconia ceramic sleeve, flanged, green	BHCA4SM031
<b>LC ADAPTERS - FLANGELESS</b>		
	LC Duplex, multimode, zirconia ceramic sleeve, flangeless, beige	BHCLCMM002
	LC Duplex, multimode, zirconia ceramic sleeve, flangeless, aqua	BHCLCMM052
<b>[I]</b>	LC Duplex, multimode, zirconia ceramic sleeve, flangeless, heather violet	BHCLCMM072
<b>[J]</b>	LC Duplex, single-mode, zirconia ceramic sleeve, flangeless, blue	BHCLCSM002
	LC APC Duplex, single-mode, zirconia ceramic sleeve, flangeless, green	BHCALSM032
	LC Quad, multimode, zirconia ceramic sleeve, flangeless, beige	BHCL4MM002
	LC Quad, multimode, zirconia ceramic sleeve, flangeless, aqua	BHCL4MM052
<b>[K]</b>	LC Quad, multimode, zirconia ceramic sleeve, flangeless, heather violet	BHCL4MM072
<b>[L]</b>	LC Quad, single-mode, zirconia ceramic sleeve, flangeless, blue	BHCL4SM002
	LC APC Quad, single-mode, zirconia ceramic sleeve, flangeless, green	BHCA4SM032

# PRE-TERMINATED CABLE ASSEMBLIES | Pre-Terminated Fiber Cable Assemblies

## TRUNKS, HARNESSSES, PATCH CORDS

Leviton fiber trunks, harnesses, and patch cords can be made to customer specifications — including cable type, connector combinations, length, and more — at [Leviton.com/MTO](http://Leviton.com/MTO).



**OPT-X™ Unity** fiber assemblies include trunks, array patch cords, and MPO harnesses. These assemblies offer ultra low loss connectivity for superior channel performance, extended distances, and easy migration to 200, 400, 800 Gb/s, and 1.6 Tb/s.

**OPT-X Engage** assemblies offer low-loss connectivity and high-performance solutions for deployments up to 800 Gb/s.

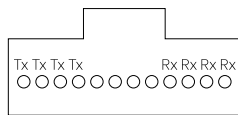
## CABLE ASSEMBLIES INSERTION LOSS

Meeting fiber network migration from 10 to 40, 100, 200, 400, 800 Gb/s, and beyond. Offering the most options to reuse your fiber backbone over multiple network upgrades, OPT-X Unity is the first complete single-mode and multimode 24-, 12-, and 8-fiber solution with Ultra low loss connectivity. The OPT-X Engage system offers 8- and 12-fiber low loss options designed to maximize your network return on infrastructure investment.

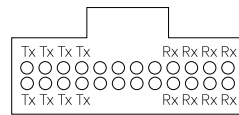
	CABLE ASSEMBLY CONNECTORS			
	UNITY ULTRA LOW LOSS		ENGAGE LOW LOSS	
	MM	SM	MM	SM
MPO 8-Fiber	0.20	0.35	—	—
MPO 12-Fiber	0.20	0.35	0.35	0.35
MPO 16-Fiber	—	—	0.35	0.35
MPO 24-Fiber	0.35	0.35	—	—
LC Duplex	—	—	0.25	0.25
SC Duplex	—	—	0.25	0.25

	MPO TO LC CASSETTES				MPO CASSETTES			
	UNITY ULTRA LOW LOSS		ENGAGE LOW LOSS		UNITY ULTRA LOW LOSS		ENGAGE LOW LOSS	
	MM	SM	MM	SM	MM	SM	MM	SM
Base 24	0.50	0.50	—	—	0.75	0.75	—	—
Base 12	0.35	0.50	0.50	0.90	0.55	—	0.75	0.75
Base 8	0.35	0.50	—	—	—	—	—	—

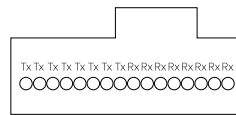
## MPO LANE ASSIGNMENTS FOR 40/100/200/400 & 800 GB/S



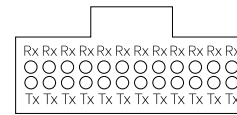
QSFP 40GBASE-SR4,  
QSFP28 100GBASE-SR4,  
100G-PSM4, 200G-SR4,  
400G-DR4, 400G-SR4.2



2x100G-PSM4,  
2x100G-SR4



800GBASE-DR8,  
800GBASE-SR8



100GBASE-SR10,  
24-FIBER MTP

## COLOR-CODED BOOTS ON MPO

8-FIBER	12-FIBER	16-FIBER	24-FIBER
Multimode, OM3	Multimode, OM3	Multimode, OM3	Multimode, OM3
Multimode, OM4	Multimode, OM4	Multimode, OM4	Multimode, OM4
Multimode, OM5	Multimode, OM5	Multimode, OM5	Multimode, OM5
Single-mode, OS2	Single-mode, OS2	Single-mode, OS2	Single-mode, OS2

The terms MTP® and MPO are used interchangeably for the multi-fiber push on connector.

# PRE-TERMINATED CABLE ASSEMBLIES |

## Pre-Terminated Trunk Cables > OPT-X™ Unity Ultra Low Loss



Pre-Terminated  
Cable Assemblies

FIBER

### OPT-X UNITY ULTRA LOW LOSS PRE-TERMINATED TRUNK CABLES

- Multimode and single-mode MPO trunk cables support 40 to 100, 200, 400, and 800 Gb/s speeds
- MPO connectors available for Base 8, Base 12 and Base 24 configurations
- Highest performing LSZH Euroclass B2ca, s1a, d1, a1 to meet the requirements of the Construction Products Regulation (CPR)
- Up to 70% faster install than field-terminated trunks
- 100 percent factory tested with test results included for each assembly
- All assemblies labeled with serial number and length for traceability and easy re-order



### OPT-X UNITY ULTRA LOW LOSS MPO TRUNKS, POPULAR CONFIGURATIONS

DESCRIPTION	PART NO.
24-Fiber, OS2, 24F MPO-24F MPO, SJZ LSZH B2ca, 15 m	FTU-AZ024JJ015005C05CN-NNBS
24-Fiber, OM4, 24F MPO-24F MPO, SJZ LSZH B2ca, 15 m	FTU-FZ024JJ015005C05CN-NNBS
48-Fiber, OS2, 12F MPO-12F MPO, SJZ LSZH B2ca, 15 m	FTU-AZ048LL015005B05BN-NNBS
48-Fiber, OM4, 12F MPO-12F MPO, SJZ LSZH B2ca, 15 m	FTU-FZ048LL015005B05BN-NNBS
144-Fiber, OS2, 24F MPO-24F MPO, SJZ LSZH B2ca, 15 m	FTU-AZ144JJ015005C05CN-NNBS
144-Fiber, OM4, 24F MPO-24F MPO, SJZ LSZH B2ca, 15 m	FTU-FZ144JJ015005C05CN-NNBS

### Make-to-Order! OPT-X UNITY MPO TRUNK CABLE OPTIONS


FIBER TYPE	CPR RATING	FIBER COUNT	TERMINATION (FIRST END)	TERMINATION (SECOND END)	CABLE LENGTH (METERS)	BREAKOUT LENGTH (METERS)	PULLING EYE	POLARITY	LABELING
• OM3	• B2ca	• 8	• 8F MPO (male)	• 8F MPO (male)	• 3-550*	• 0.5	• Yes	• MPO Method A	• Standard
• OM4		• 12	• 8F MPO (female)	• 8F MPO (female)		• 0.6	• No	• MPO Method B	• Custom
• OM5		• 24	• 12F MPO (male)	• 12F MPO (male)		• 0.9		• MPO Method C	
• OS2		• 48	• 12F MPO (female)	• 12F MPO (female)		• 1.0			
		• 72	• 24F MPO (male)	• 24F MPO (male)		• 1.5			
		• 96	• 24F MPO (female)	• 24F MPO (female)					
		• 144							
		• 288							

\* = 12F Multimode MPO Unity products limited to 100 m.  
The terms MTP® and MPO are used interchangeably for the multi-fiber push on connector.


For assistance customizing your trunks, visit [Leviton.com/MTO](http://Leviton.com/MTO) or call Tech Support.

# PRE-TERMINATED CABLE ASSEMBLIES |

## Pre-Terminated Trunk Cables > OPT-X™ Engage Low Loss



MPO-LC



LC-LC

### OPT-X ENGAGE LOW LOSS PRE-TERMINATED TRUNK CABLES

- An ideal solution for 10 Gb/s and faster network speeds
- Lower insertion loss supports multiple connection points and longer link distances
- Discrete connectors are heat cured and use ceramic ferrules and sleeves for optimal performance
- Optional pulling eye protects connectors and eases installation
- Highest performing LSZH Euroclass B2ca, s1a, d1, a1 to meet the requirements of the Construction Products Regulation (CPR)
- 100 percent factory tested, with test results included for each assembly
- All assemblies labeled with serial number and length for traceability and easy re-order



### OPT-X ENGAGE LOW LOSS TRUNK CABLES, POPULAR CONFIGURATIONS


DESCRIPTION	PART NO.
12-Fiber, OM4, 12F MPO-12F MPO, SJZ LSZH B2ca, 15m	FT-FZ012LL015005B05BN-NNBS
12-Fiber, OM4, LC-LC, SJZ LSZH B2ca, 15m	FT-FZ012RR015005B05BN-NNBS
24-Fiber, OS2, 12F MPO-12F MPO, SJZ LSZH B2ca, 15m	FT-AZ024LL015005B05BN-NNBS
24-Fiber, OS2, LC-LC, SJZ LSZH B2ca, 15m	FT-AZ024RR015005B05BN-NNBS
144-Fiber, OM4, 12F MPO-12F MPO, SJZ LSZH B2ca, 15m	FT-FZ144LL015005B05BN-NNBS
144-Fiber, OM4, LC-LC, SJZ LSZH B2ca, 15m	FT-FZ144RR015005B05BN-NNBS

Make-to-Order!		OPT-X ENGAGE LOW LOSS TRUNK CABLE OPTIONS							
FIBER TYPE	FIBER COUNT	CPR RATING	TERMINATION (FIRST END)	TERMINATION (SECOND END)	CABLE LENGTH (METERS)	BREAKOUT LENGTH (METERS)	PULLING EYE	POLARITY	LABELING
• OM3	• 8	• B2ca	• 8F MPO (male)	• 8F MPO (male)	• 3-550	• 0.5	• Yes	• Method A	• Standard
• OM4	• 12		• 8F MPO (female)	• 8F MPO (female)		• 0.6	• No	• Method B	• Custom
• OM5	• 24		• 12F MPO (male)	• 12F MPO (male)		• 0.9		• Method C	
• OS2	• 48		• 12F MPO (female)	• 12F MPO (female)		• 1.0		• A-A	
	• 72		• 16F MPO (male)	• 16F MPO (male)		• 1.5		• A-B	
	• 96		• 16F MPO (female)	• 16F MPO (female)					
	• 144		• 24F MPO (male)	• 24F MPO (male)					
	• 288		• 24F MPO (female)	• 24F MPO (female)					
			• LC Duplex	• LC Duplex					
			• LC Duplex APC	• LC Duplex APC					
			• LC Unibody	• LC Unibody					
			• SC Duplex	• SC Duplex					
			• SC Duplex APC	• SC Duplex APC					
				• Blunt End					

The terms MTP® and MPO are used interchangeably for the multi-fiber push on connector.

For assistance customizing your harnesses, visit [Leviton.com/MTO](http://Leviton.com/MTO) or call Tech Support.

# PRE-TERMINATED CABLE ASSEMBLIES | Array Harnesses > OPT-X™ Unity Ultra Low Loss & Engage Low Loss



## OPT-X UNITY & ENGAGE HARNESSSES

- Unity harnesses attach directly to 40 and 100 Gb/s transceivers
- Engage harnesses offer MPO-to-discrete connectors (LC, SC) in all fiber types
- Custom short-length cable for cabinet/rack patching with custom staggering available
- Highest performing LSZH Euroclass B2ca, s1a, d1, a1, and Eca options to meet the requirements of the Construction Product Regulation (CPR)
- 100 percent factory tested with test results included for each assembly
- All assemblies labeled with serial number and length for traceability and easy re-order



Pre-Terminated Cable Assemblies

FIBER

OPT-X UNITY ULTRA LOW LOSS HARNESS, POPULAR CONFIGURATIONS			
DESCRIPTION	8-FIBER	12-FIBER	24-FIBER
Fiber Harness, OS2, MPO (female) to LC Duplex, 2 m	FHU-AC008MR002005K-S	FHU-AC012LR002005A-S	FHU-AC024JR002005S5-S
Fiber Harness, OM3, MPO (female) to LC Duplex, 2 m	FHU-EC008MR002005K-S	FHU-EC012LR002005A-S	FHU-EC024JR002005S5-S
Fiber Harness, OM4, MPO (female) to LC Duplex, 2 m	FHU-FC008MR002005K-S	FHU-FC012LR002005A-S	FHU-FC024JR002005S5-S

OPT-X ENGAGE LOW LOSS HARNESS, POPULAR CONFIGURATIONS			
Fiber Harness, OS2, MPO (female) to LC Duplex, 2 m	FH-AC008MR002005K-S	FH-AC012LR002005A-S	-
Fiber Harness, OM3, MPO (female) to LC Duplex, 2 m	FH-EC008MR002005K-S	FH-EC012LR002005A-S	-
Fiber Harness, OM4, MPO (female) to LC Duplex, 2 m	FH-FC008MR002005K-S	FH-FC012LR002005A-S	-

Make-to-Order! OPT-X UNITY ULTRA LOW LOSS ARRAY HARNESS OPTIONS							
FIBER TYPE	FIBER COUNT	CPR RATING	TERMINATION (FIRST END)	TERMINATION (SECOND END)	CABLE LENGTH (METERS)	BREAKOUT LENGTH (METERS)	POLARITY
• OM3	• 8	• B2ca	• 8F MPO (male)	• 8F MPO (male)	• 2-15	• 0.5	• 40G-10G
• OM4	• 12	• Eca	• 8F MPO (female)	• 8F MPO (female)		• 0.9	• 120G-40G
• OM5	• 24		• 12F MPO (male)	• 12F MPO (male)		• 1.0	
• OS2			• 12F MPO (female)	• 12F MPO (female)		• 1.5	
			• 24F MPO (male)	• LC Duplex			
			• 24F MPO (female)	• LC APC			
				• LC Unibody			

Make-to-Order! OPT-X ENGAGE LOW LOSS ARRAY HARNESS OPTIONS							
FIBER TYPE	FIBER COUNT	CPR RATING	TERMINATION (FIRST END)	TERMINATION (SECOND END)	CABLE LENGTH (METERS)	BREAKOUT LENGTH (METERS)	POLARITY
• OM3	• 8	• B2ca	• 8F MPO (male)	• 8F MPO (male)	• 2-15	• 0.5	• Method A
• OM4	• 12	• Eca	• 8F MPO (female)	• 8F MPO (female)		• 0.9	• Method B
• OM5	• 24		• 12F MPO (male)	• 12F MPO (male)		• 1.0	• Method C
• OS2			• 12F MPO (female)	• 12F MPO (female)		• 1.5	• 120G-40G
			• 24F MPO (male)	• LC Duplex			• 40G-10G
			• 24F MPO (female)	• LC APC			
				• LC Unibody			
				• SC			
				• SC APC			

The terms MTP® and MPO are used interchangeably for the multi-fiber push on connector.


For assistance customizing your harnesses, visit [Leviton.com/MTO](http://Leviton.com/MTO) or call Tech Support.

# PRE-TERMINATED CABLE ASSEMBLIES |

## Array Cords > OPT-X™ Unity Ultra Low Loss

Pre-Terminated  
Cable Assemblies

FIBER



8-Fiber MPO Array Patch Cord

12-Fiber MPO Array Patch Cord

12-Fiber MPO Array Patch Cord  
(OM4 Heather Violet)

24-Fiber MPO Array Patch Cord

### OPT-X UNITY ULTRA LOW LOSS ARRAY CORDS

- Offered in OS2 single-mode and OM3/OM4/OM5 multimode
- 8-, 12-, and 24-fiber MPO array cords offer migration path from 10, 25, 40, 100, 400 and 800Gb/s
- Highest performing LSZH Euroclass B2ca, s1a, d1, a1 and Eca options to meet the requirements of the Construction Product Regulation (CPR)
- See page B38 for OPT-X Unity — Ultra Low Loss system overview
- Multimode insertion loss: 0.2 dB per 8- and 12-fiber mated pair, 0.35 dB per 24-fiber mated pair



### OPT-X UNITY ULTRA LOW LOSS MPO ARRAY CORDS, POPULAR CONFIGURATIONS

DESCRIPTION	8-FIBER	12-FIBER	24-FIBER
Fiber Array, OS2, MPO (female) to MPO (female), 5 m	ULUP8CMM-B0050-S	ULUP2CLL-B0050-S	ULUP4CJJ-B0050-S
Fiber Array, OM3, MPO (female) to MPO (female), 5 m	UL5L8CMM-B0050-S	UL5L2CLL-B0050-S	UL5L4CJJ-B0050-S
Fiber Array, OM4, MPO (female) to MPO (female), 5 m	UL548CMM-B0050-S	UL542CLL-B0050-S	UL544CJJ-B0050-S

### Make-to-Order! OPT-X UNITY ULTRA LOW LOSS ARRAY CORDS


FIBER TYPE	FIBER COUNT	CPR RATING	TERMINATION (FIRST END)	TERMINATION (SECOND END)	CABLE LENGTH (METERS)	POLARITY
• OM3	• 8	• B2ca	• 8F MPO (male)	• 8F MPO (male)	• 1-50*	• Method A
• OM4	• 12	• Eca	• 8F MPO (female)	• 8F MPO (female)		• Method B
• OM5	• 24		• 12F MPO (male)	• 12F MPO (male)		• Method C
• OS2			• 12F MPO (female)	• 12F MPO (female)		
			• 24F MPO (male)	• 24F MPO (male)		
			• 24F MPO (female)	• 24F MPO (female)		

\* = Length up to 100 m available on request.  
The terms MTP® and MPO are used interchangeably for the multi-fiber push on connector.

For assistance customizing your array cords, visit [Leviton.com/MTO](http://Leviton.com/MTO) or call Tech Support.

# PRE-TERMINATED CABLE ASSEMBLIES |

## Array Cords > OPT-X™ Engage Low Loss



8-Fiber MPO Array Patch Cord

12-Fiber MPO Array Patch Cord

16-Fiber MPO Array Patch Cord

12-Fiber MPO Array Patch Cord

Pre-Terminated Cable Assemblies

**FIBER**

### OPT-X ENGAGE LOW LOSS MPO ARRAY CORDS

- An ideal solution for 10 Gb/s and faster network speeds
- Offered in OS2 single-mode and OM3/OM4/OM5 multimode
- 8- and 12- and 16-fiber array cords offer migration from 40, 100, 400 and 800Gb/s
- Highest performing LSZH Euroclass B2ca, s1a, d1, a1 and Eca options to meet the requirements of the Construction Product Regulation (CPR)
- All array cords use low-loss MPO connectors
- Insertion loss: 0.35 dB per mated pair



### OPT-X ENGAGE LOW LOSS MPO ARRAY CORDS, POPULAR CONFIGURATIONS

DESCRIPTION	8-FIBER	12-FIBER	16-FIBER
Fiber Array, OS2, MPO (female) to MPO (female), 5 m	UP8CMM-B0050-S	UP2CLL-B0050-S	UP6CSS-B0050-S
Fiber Array, OM3, MPO (female) to MPO (female), 5 m	5L8CMM-B0050-S	5L2CLL-B0050-S	5L6CSS-B0050-S
Fiber Array, OM4, MPO (female) to MPO (female), 5 m	548CMM-B0050-S	542CLL-B0050-S	546CSS-B0050-S


### Make-to-Order! OPT-X ENGAGE LOW LOSS ARRAY CORDS

FIBER TYPE	FIBER COUNT	CPR RATING	TERMINATION (FIRST END)	TERMINATION (SECOND END)	CABLE LENGTH (METERS)	POLARITY
• OM3	• 8	• B2ca	• 8F MPO (male)	• 8F MPO (male)	• 1-50*	• Method A
• OM4	• 12	• Eca	• 8F MPO (female)	• 8F MPO (female)		• Method B
• OM5	• 16		• 12F MPO (male)	• 12F MPO (male)		• Method C
• OS2			• 12F MPO (female)	• 12F MPO (female)		
			• 16F MPO (male)	• 16F MPO (male)		
			• 16F MPO (female)	• 16F MPO (female)		

\* = Length up to 100 m available on request.  
The terms MTP® and MPO are used interchangeably for the multi-fiber push on connector.

For assistance customizing your array cords, visit [Leviton.com/MTO](http://Leviton.com/MTO) or call Tech Support.

# PRE-TERMINATED CABLE ASSEMBLIES | Patch Cords



## FIBER PATCH CORDS

- See MTO table for connectors available
- Simplex and duplex cords are configurable as MTO
- 100% factory tested for optical performance and endface geometry
- Low-Smoke Halogen-Free (LSHF/LSZH)
- Connectors are UPC or APC polished
- Individually packed and labeled
- LC Unibody connector supports field polarity reversal
- Not all items listed are stocked


OM1 62.5/125 MULTIMODE PATCH CORDS (ORANGE JACKET)					
1 METER	2 METERS	3 METERS	5 METERS	10 METERS	10 METERS
VPC-M1D1xxxx0010	VPC-M1D1xxxx0020	VPC-M1D1xxxx0030	VPC-M1D1xxxx0050	VPC-M1D1xxxx0100	VPC-M1D1xxxx0100
OM3 50/125 BEND INSENSITIVE MULTIMODE PATCH CORDS (AQUA JACKET)					
VPC-M3D1xxxx0010	VPC-M3D1xxxx0020	VPC-M3D1xxxx0030	VPC-M3D1xxxx0050	VPC-M3D1xxxx0100	VPC-M3D1xxxx0100
OM4 50/125 BEND INSENSITIVE MULTIMODE PATCH CORDS (HEATHER VIOLET JACKET)					
VPC-M4R2xxxx0010	VPC-M4R2xxxx0020	VPC-M4R2xxxx0030	VPC-M4R2xxxx0050	VPC-M4R2xxxx0100	VPC-M4R2xxxx0100
OS2 BEND INSENSITIVE SINGLE-MODE PATCH CORDS (YELLOW JACKET)					
VPC-S2D1xxxx0010	VPC-S2D1xxxx0020	VPC-S2D1xxxx0030	VPC-S2D1xxxx0050	VPC-S2D1xxxx0100	VPC-S2D1xxxx0100

Connectors: LC to LC Duplex (LCLC), LC to SC Duplex (LCSC), LC to ST Duplex (LCST), SC to SC Duplex (SCSC), SC to ST Duplex (SCST), ST to ST Duplex (STST), LC Uniboot to LC Uniboot (LPLP), LC to APC Unibody (APAP), LC/APC to LC/APC Duplex, SC/APC to SC/APC

Make-to-Order!		PATCH CORD OPTIONS				
PERFORMANCE LEVEL	FIBER TYPE	CABLE TYPE	CONNECTOR (FIRST END)	CONNECTOR (SECOND END)	LENGTH (METERS)*	CUSTOMIZATION
<ul style="list-style-type: none"> <li>• VPC Standard Loss (0.25 dB)</li> <li>• LPC Low Loss (0.15 dB)</li> </ul>	<ul style="list-style-type: none"> <li>• OM1 (orange)</li> <li>• OM3 (aqua)</li> <li>• OM4 (heather violet)</li> <li>• OM5 (lime green)</li> <li>• OS2 (yellow)</li> </ul>	<ul style="list-style-type: none"> <li>• 2.0 mm Simplex</li> <li>• 1.2 mm DUP-ZIP</li> <li>• 1.6 mm DUP-ZIP</li> <li>• 2.0 mm DUP-RND</li> <li>• 2.8 mm RUG-DUP</li> </ul>	<ul style="list-style-type: none"> <li>• LC/UPC</li> <li>• LC/UPC/Uniboot</li> <li>• LC/APC/Uniboot</li> <li>• LC/9APC</li> <li>• LC/APC</li> <li>• SC/UPC</li> <li>• SC/APC</li> <li>• SC/9APC</li> <li>• ST/UPC</li> <li>• FC/UPC</li> <li>• FC/APC</li> <li>• SPECTRO-LINK™ LC Unibody</li> </ul>	<ul style="list-style-type: none"> <li>• LC/UPC</li> <li>• LC/UPC/Uniboot</li> <li>• LC/APC/Uniboot</li> <li>• LC/9APC</li> <li>• LC/APC</li> <li>• SC/UPC</li> <li>• SC/APC</li> <li>• SC/9APC</li> <li>• ST/UPC</li> <li>• FC/UPC</li> <li>• FC/APC</li> <li>• No Connector</li> <li>• SPECTRO-LINK™ LC Unibody</li> </ul>	<ul style="list-style-type: none"> <li>• 0.5</li> <li>• 1.5</li> <li>• 15</li> </ul>	<ul style="list-style-type: none"> <li>• Blue</li> <li>• Orange</li> <li>• Green</li> <li>• Brown</li> <li>• Slate</li> <li>• White</li> <li>• Red</li> <li>• Black</li> <li>• Yellow</li> <li>• Violet</li> <li>• Rose</li> <li>• Aqua</li> <li>• A-A Polarity</li> </ul>

\* = Length ≤ 30 meters are configurable in 0.2/0.3/0.4/0.5/0.6/0.7/0.8/0.9 meter increments.

For assistance customizing your patch cords, visit [Leviton.com/MTO](http://Leviton.com/MTO) or call Tech Support.



Pigtail Kits

## PIGTAIL KITS

- See MTO table for connectors available
- 900  $\mu\text{m}$  tight buffer and 250  $\mu\text{m}$  coated fiber available
- 100% factory tested for optical performance and endface geometry
- Low-Smoke Zero Halogen (LSZH)
- All connectors are UPC or APC polished
- Individually packed and labeled
- Custom color single pigtails available in kits of 12  
(Example: VPK-S29LC0003-01 = Kit of 12 single-mode LC GREEN 1 m pigtails)
- Not all items listed are stocked

### Make-to-order!

### FIBER PIGTAIL KITS

PRODUCT TYPE	FIBER TYPE	FIBER COATING	CONNECTOR (FIRST END)	KIT	COLORS	LENGTH (METERS)
<ul style="list-style-type: none"> <li>• VPK = Standard Loss Pigtail Kit</li> <li>• LPK = Pigtail Kit Low Loss</li> </ul>	<ul style="list-style-type: none"> <li>• OM1 (orange)</li> <li>• OM3 (aqua)</li> <li>• OM4 (heather violet)</li> <li>• OM5 (lime green)</li> <li>• OS2 (yellow)</li> </ul>	<ul style="list-style-type: none"> <li>• 250 <math>\mu\text{m}</math></li> <li>• 900 <math>\mu\text{m}</math> LSZH (Tight Buffer)</li> </ul>	<ul style="list-style-type: none"> <li>• LC/UPC</li> <li>• LC/9APC</li> <li>• LC/APC</li> <li>• SC/UPC</li> <li>• SC/APC</li> <li>• SC/9APC</li> <li>• ST/UPC</li> <li>• FC/UPC</li> <li>• FC/APC</li> </ul>	<ul style="list-style-type: none"> <li>• TIA Colors 1-12</li> <li>• Kit of 12 of Color Selected</li> </ul>	<ul style="list-style-type: none"> <li>• Blue</li> <li>• Orange</li> <li>• Green</li> <li>• Brown</li> <li>• Slate</li> <li>• White</li> <li>• Red</li> <li>• Black</li> <li>• Yellow</li> <li>• Violet</li> <li>• Rose</li> <li>• Aqua</li> </ul>	<ul style="list-style-type: none"> <li>• 1-10</li> </ul>

For assistance customizing your pigtails, visit [Leviton.com/MTO](http://Leviton.com/MTO) or call Tech Support.



## TIGHT BUFFERED PREMISE DISTRIBUTION CABLES

- Ideal for LAN backbone and premises wiring
- Tight buffered 900 µm construction
- Cable color is black

[A] TIGHT BUFFERED PREMISE DISTRIBUTION CABLES			
DESCRIPTION	OM3	OM4	SINGLE-MODE
LSHF/LSZH, UL OFNR, EuroClass B2ca	GFOM3PDCxxLU-B2ca	GFOM4PDCxxLU-B2ca	GF108PDCxxLU-B2ca
LSHF/LSZH, EuroClass Dca	GFOM3PDCxxLU-Dca	GFOM4PDCxxLU-Dca	GF108PDCxxLU-Dca
LSHF/LSZH, EuroClass Eca	GFOM3PDCxxLU-Eca	GFOM4PDCxxLU-Eca	GF108PDCxxLU-Eca

xx = Fiber Count: 02, 04, 06, 08, 12, 16, 24



## OPT-X™ SJZ INDOOR LOOSE TUBE BASE-12 AND BASE-8 CABLES, CPR & RISER LSHF RATED

- Micro data center Euroclass riser LSHF cables designed for high density environments
- Cable is rated as Euroclass B2ca s1a d1 a1, OFNR-ST1 and OFNR-FT4-ST1
- 2.0 mm space-saving buffer tubes house fibers and aramid strength yarns to permit direct connectorization for MPO connectors
- High tensile strength for installation in data centers and indoor enterprise applications
- Dry color-coded loose tubes containing up to 12, 250 µm, individually colored fibers
- High density, all dielectric design
- Suitable for conduit or in-tray applications
- System grounding requirements are eliminated
- Optimized access ease with simple, off-the-shelf tools

[B] OPT-X SJZ INDOOR LOOSE TUBE BASE-12 AND BASE-8 CABLES, CPR & RISER LSHF RATED		
DESCRIPTION	8-FIBER SUBUNIT	12-FIBER SUBUNIT
Micro Buffer Tube CPR & Riser LSHF Cable, 12-Fiber	—	SJZ012xxxxx-2J
Micro Buffer Tube CPR & Riser LSHF Cable, 24-Fiber	—	SJZ12B024xxxxxx
Micro Buffer Tube CPR & Riser LSHF Cable, 48-Fiber	—	SJZ12B048xxxxxx
Micro Buffer Tube CPR & Riser LSHF Cable, 72-Fiber	—	SJZ12B072xxxxxx
Micro Buffer Tube CPR & Riser LSHF Cable, 96-Fiber	—	SJZ12B096xxxxxx
Micro Buffer Tube CPR & Riser LSHF Cable, 144-Fiber	—	SJZ12B144xxxxxx
Micro Buffer Tube CPR & Riser LSHF Cable, 192-Fiber	SJZ8B192xxxxxx	—
Micro Buffer Tube CPR & Riser LSHF Cable, 288-Fiber	—	SJZ12B288xxxxxx
Micro Buffer Tube CPR & Riser LSHF Cable, 288-Fiber	—	SJZ12B288xxxxxx

xxxxxx = Fiber Type: OM1 (CB3510/25), OM3 (EB3010/25), OM4 (FB3010/F5), OM4+ (XB3010/X5), OM5 (WB3010/W5), OS2 (AB0707)



## ADVENTUM™ INDOOR/OUTDOOR CENTRAL DRY TUBE CABLES

### 2-24 FIBERS

- Suitable for low density internal/external dry duct and cable tray installations in building and campus backbone applications, vertical riser installations, and data centers
- Dry water blocked design of the central tube to prohibit the ingress of water throughout the tube length
- EuroClass B2ca meets the requirements of EuroClass Cca, Dca and Eca and can be used in applications where these are specified
- 2-12-fiber options constructed around a 3.00 mm dry loose-tube
- 16-24-fiber options constructed around a 3.50 mm dry loose-tube
- Gel-free to reduce termination time and remove need for solvents
- Cable color is black



## ADVENTUM INDOOR/OUTDOOR CENTRAL DRY TUBE STEEL-TAPE ARMOUR CABLES

### 2-24 FIBERS

- Suitable for low density internal/external installations in building and campus applications, vertical riser installations, and data centers
- Steel tape armour offers enhanced mechanical properties; suitable for direct-burial applications and other campus backbone environments where the cable may be subject to mechanical crush and impact
- Dry water blocked design of the central tube to prohibit the ingress of water throughout the tube length
- Indoor/Outdoor design eliminates the need to transition from an outdoor cable to an indoor cable at the entrance facility
- EuroClass B2ca meets the requirements of EuroClass Cca, Dca and Eca and can be used in applications where these are specified
- 2-12-fiber options constructed around a 3.00 mm dry loose tube
- 16-24-fiber options constructed around a 3.50 mm dry loose tube
- Gel-free to reduce termination time and remove need for solvents
- Cable color is black

### [A] ADVENTUM INDOOR/OUTDOOR CENTRAL DRY TUBE CABLES (2-24F)

DESCRIPTION	OM3	OM4	SINGLE-MODE
LSHF/LSZH, Euroclass B2ca	GFOM3CDTxxLU-B2ca	GFOM4CDTxxLU-B2ca	GF108CDTxxLU-B2ca

### [B] ADVENTUM INDOOR/OUTDOOR CENTRAL DRY TUBE STEEL TAPE ARMOUR CABLES (2-24F)

LSHF/LSZH, EuroClass B2ca	GFOM3CDTxxSTALU-B2ca	GFOM4CDTxxSTALU-B2ca	GF108CDTxxSTALU-B2ca
---------------------------	----------------------	----------------------	----------------------

xx = Fiber Count: 02, 04, 06, 08, 12, 16, 24, 36, 48, 60, 72, 96, 144



## ADVENTUM™ RAILS SAFE INDOOR/OUTDOOR CENTRAL DRY TUBE CABLES

2-24 FIBERS

- Suitable for internal/external installations in low-density underground rail networks, stations, tunnels, trackside and where people safety in the case of fire is a high priority
- Dry water blocked design of the central tube to prohibit the ingress of water throughout the tube length
- EuroClass Cca s1a d0 a1 meets the EuroClass requirements of LUL S1085
- 2-12-fiber options constructed around a 3.00 mm dry loose tube; 16-24-fiber options constructed around a 3.50 mm dry loose tube
- Gel-free to reduce termination time and remove need for solvents
- Single-mode cables are yellow and multimode cables are orange

## ADVENTUM RAILS SAFE INDOOR/OUTDOOR CENTRAL DRY TUBE STEEL TAPE ARMOR CABLES

2-24 FIBERS

- Suitable for internal/external installations in low-density underground rail networks, stations, tunnels, trackside and where people safety in the case of fire is a high priority
- Steel tape armour offers enhanced mechanical properties, suitable for direct-burial applications and other environments where the cable may be subject to mechanical crush and impact
- Dry water blocked design of the central tube to prohibit the ingress of water throughout the tube length
- Indoor/Outdoor design eliminates the need to transition from an outdoor cable to an Indoor cable at the entrance facility
- EuroClass Cca s1a d0 a1 meets the EuroClass requirements of LUL S1085
- 2-12-fiber options constructed around a 3.00 mm dry loose tube; 16-24-fiber options constructed around a 3.50 mm dry loose tube
- Gel-free to reduce termination time and remove need for solvents
- Single-mode cables are yellow and multimode cables are orange

## ADVENTUM FIRE SURVIVAL INDOOR CENTRAL DRY TUBE STEEL TAPE ARMOR CABLES

2-24 FIBERS

- Suitable for areas where critical data transmission must continue when the building or structure in which it is installed is on fire.
- Ideal for large public buildings such as data centers, airports, railway stations, stadia, and onshore/offshore industrial structures.
- Complies with fire ratings: IEC 60331-25, BS EN 50200 PH90, IEC 60322-3-24, IEC 60332-1-2
- Constructed around a 3.50 mm dry loose-tube
- Gel-free to reduce termination time and remove need for solvents
- Cable color is red

### [A] ADVENTUM RAILS SAFE INDOOR/OUTDOOR CENTRAL DRY TUBE CABLES (2-24F)

DESCRIPTION	OM3	OM4	SINGLE-MODE
LSHF/LSZH, Euroclass Cca	GFOM3RSCxxLU-Cca OR	GFOM4RSCxxLU-Cca OR	GF108RSCxxLU-Cca YW

### [B] ADVENTUM RAILS SAFE INDOOR/OUTDOOR CENTRAL DRY TUBE STEEL TAPE ARMOR CABLES (2-24F)

LSHF/LSZH, Euroclass Cca	GFOM3RSCxxSTALU-Cca OR	GFOM4RSCxxSTALU-Cca OR	GF108RSCxxSTALU-Cca YW
--------------------------	------------------------	------------------------	------------------------

### [C] ADVENTUM FIRE SURVIVAL INDOOR CENTRAL DRY TUBE STEEL TAPE ARMOR CABLES (2-24F)

LSHF/LSZH, Fire Survival	GFOM3CDTxxSTALUFS	GFOM4CDTxxSTALUFS	GF108CDTxxSTALUFS
--------------------------	-------------------	-------------------	-------------------

xx = Fiber Count: 02, 04, 06, 08, 12, 16, 24, 36, 48, 60, 72, 96, 144



## ADVENTUM™ INDOOR/OUTDOOR CABLE MULTI DRY TUBE CABLES

### 12-144 FIBERS

- Suitable for high density internal/external installations in campus or in-building backbone applications, vertical riser installations, and data centers
- Interstitially dry water blocked design to prohibit the ingress of water throughout the glass cable length
- 12-96 fiber Euroclass B2ca meets the requirements of EuroClass Cca, Dca and Eca and can be used in applications where these are specified
- 144-fiber meets the requirements of EuroClass Cca
- Multiple dry water blocked tube construction with red and green marker reference
- Gel-free to reduce termination time and remove need for solvents
- Resin bonded glass central strength member for a flexible design with a high strength-to-weight ratio
- Cable color is black



## ADVENTUM RAILS SAFE INDOOR/OUTDOOR MULTI DRY TUBE CABLES

### 12-144 FIBERS

- Suitable for internal/external installations in high-density underground rail networks, stations, tunnels, trackside and where people safety in the case of fire is a high priority
- EuroClass Cca s1a d0 a1 meets the EuroClass requirements of LUL S1085
- Multiple dry water blocked tube construction with red and green marker reference
- Gel-free to reduce termination time and remove need for solvents
- Resin bonded glass central strength member for a flexible design with a high strength-to-weight ratio
- Single-mode cables are yellow and multimode cables are orange

### [A] ADVENTUM MULTI DRY TUBE CABLES (12-96F)

DESCRIPTION	OM3	OM4	SINGLE-MODE
LSHF/LSZH, Euroclass B2ca	GFOM3ADTxxWRRRLU-B2ca	GFOM4ADTxxWRRRLU-B2ca	GF108ADTxxWRRRLU-B2ca

### ADVENTUM MULTI DRY TUBE CABLES (144F)

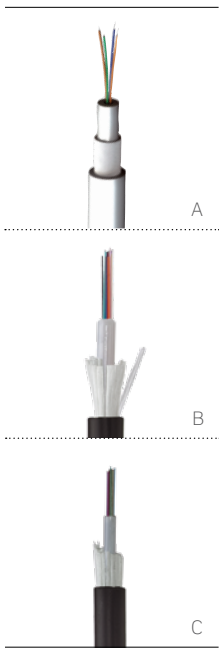
LSHF/LSZH, Euroclass Cca	GFOM3ADT144WRRRLU-Cca	GFOM4ADT144WRRRLU-Cca	GF108ADT144WRRRLU-Cca
--------------------------	-----------------------	-----------------------	-----------------------

### [B] ADVENTUM RAILS SAFE INDOOR/OUTDOOR MULTI DRY TUBE CABLES (12-144F)

LSHF/LSZH, Euroclass Cca	GFOM3RSAxxxWRRRLU-Cca OR	GFOM4RSAxxxWRRRLU-Cca OR	GF108RSAxxxWRRRLU-Cca YW
--------------------------	--------------------------	--------------------------	--------------------------

xx = Fiber Count: 12, 16, 24, 36, 48, 72, 96

xxx = Fiber Count: 12, 16, 24, 36, 48, 60, 72, 96, 144



## MINI UNITUBE CABLES

- For FTTx and short-run backbone applications
- Lightweight, flexible, and compact
- 2- and 4-fiber options constructed around a 1.9 mm gel-filled loose tube, layer of glass yarns, and a Low-Smoke Halogen-Free (LSHF/LSZH) outer sheath
- Cable color is white to be discrete in the FTTx applications

## DUCT-GRADE UNITUBE CABLES

- Ideal for LAN backbones, telecom access line, campus networks, and FTTx drops
- Lightweight, compact design
- 4-12 fiber options constructed around a 2.90 mm gel-filled loose tube
- 16-24 fiber variants use a 4.00 mm loose tube
- Cable color is black

## GLASS YARN ARMORED UNITUBE CABLES

- Glass-roving armour deters rodents from chewing through cables
- 4-12 fiber options constructed around a 2.90 mm gel-filled loose tube
- 16-24 fiber variants use a 4.00 mm loose tube
- Cable color is black

### [A] MINI UNITUBE CABLES (EUROCLASS ECA)

DESCRIPTION	OM3	OM4	SINGLE-MODE
2-4 Fibers	HFOM3UNI19xxLU-Eca	HFOM4UNI19xxLU-Eca	HF108UNI19xxLU-Eca

xx = Fiber Count: 02, 04

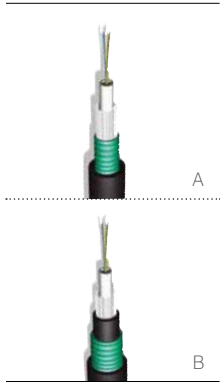
### [B] DUCT-GRADE UNITUBE CABLES

UNIVERSAL	OM3	OM4	SINGLE-MODE G.652.D
LSHF/LSZH, EuroClass Dca	GFOM3UNlxxLU-Dca	GFOM4UNlxxLU-Dca	GF108UNlxxLU-Dca
LSHF/LSZH, EuroClass Eca	GFOM3UNlxxLU-Eca	GFOM4UNlxxLU-Eca	GF108UNlxxLU-Eca
EXTERNAL	OM3	OM4	SINGLE-MODE G.652.D
4-24 Fiber	GFOM3UNlxxNM	GFOM4UNlxxNM	GF108UNlxxNM

### [C] GLASS YARN ARMORED UNITUBE CABLES

UNIVERSAL	OM3	OM4	SINGLE-MODE G.652.D
LSHF/LSZH, EuroClass Dca	GFOM3UNlxxRRLU-Dca	GFOM4UNlxxRRLU-Dca	GF108UNlxxRRLU-Dca
LSHF/LSZH, EuroClass Eca	GFOM3UNlxxRRLU-Eca	GFOM4UNlxxRRLU-Eca	GF108UNlxxRRLU-Eca
EXTERNAL	OM3	OM4	SINGLE-MODE G.652.D
4-24 Fibers	GFOM3UNlxxRRNM	GFOM4UNlxxRRNM	GF108UNlxxRRNM

xx = Fiber Count: 04, 06, 08, 12, 16, 24



## STEEL-TAPE ARMORED UNITUBE CABLES

- For direct-burial campus backbone applications
- Compact with excellent tensile and crush performance
- Constructed around 4.00 mm gel-filled PBT loose-buffered tube
- Cable color is black

## TWIN-SHEATH STEEL-TAPE ARMORED UNITUBE CABLES

- For direct-burial campus backbone applications
- Compact with excellent tensile and crush performance
- 4-12 fiber options constructed around a 2.90 mm gel-filled loose tube
- 16-24 fiber variants use a 4.0 mm loose tube
- Cable color is black

### [A] STEEL TAPE ARMORED UNITUBE CABLES


UNIVERSAL	OM3	OM4	SINGLE-MODE
LSHF/LSZH, EuroClass Eca	GFOM3UNlxxSTALU-Eca	GFOM4UNlxxSTALU-Eca	GF108UNlxxSTALU-Eca
EXTERNAL	OM3	OM4	SINGLE-MODE
External	GFOM3UNlxxSTANM	GFOM4UNlxxSTANM	GF108UNlxxSTANM

### [B] TWIN-SHEATH STEEL-TAPE ARMORED UNITUBE CABLES

UNIVERSAL	OM3	OM4	SINGLE-MODE
LSHF/LSZH, EuroClass Eca	GFOM3UNlxxLSTALU-Eca	GFOM4UNlxxLSTALU-Eca	GF108UNlxxLSTALU-Eca
EXTERNAL	OM3	OM4	SINGLE-MODE
External	GFOM3UNlxxNMSTANM	GFOM4UNlxxNMSTANM	GF108UNlxxNMSTANM

xx = Fiber Count: 04, 06, 08, 12, 16, 24

# OPTICAL CABLES | Loose Tube



## DUCT-GRADE MULTI-LOOSE TUBE CABLES

### 12-216 FIBERS

- For building and campus backbone applications where higher fiber counts are required
- 12-96 fibers stranded around a rigid glass non-metallic central-strength member
- 108-216 fibers stranded around a sheathed-rigid glass non-metallic central-strength member
- Layer of water-blocking tape provides interstitial water blocking
- Cable color is black

#### [A] DUCT-GRADE MULTI-LOOSE TUBE CABLES, 12-60 FIBERS

Up to 5 x 2.5 mm diameter loose tubes with up to 12 fibers and solid fillers

UNIVERSAL EUROCLASS ECA			EXTERNAL		
OM3	OM4	SINGLE-MODE	OM3	OM4	SINGLE-MODE
GFOM3SxxWLU-Eca	GFOM4SxxWLU-Eca	GF008SxxWLU-Eca	GFOM3SxxWNM	GFOM4SxxWNM	GF108SxxWNM

xx = Fiber Count: 12, 24, 36, 48, 60

#### [B] DUCT-GRADE MULTI-LOOSE TUBE CABLES, 72-FIBER

Up to 6 x 2.5 mm diameter loose tubes with up to 12 fibers and solid fillers

UNIVERSAL EUROCLASS ECA			EXTERNAL		
OM3	OM4	SINGLE-MODE	OM3	OM4	SINGLE-MODE
HFOM3S72WLU-Eca	HFOM4S72WLU-Eca	HF008S72WLU-Eca	HFOM3S72WNM	HFOM4S72WNM	HF108S72WNM

#### [C] DUCT-GRADE MULTI-LOOSE TUBE CABLES, 84- AND 96-FIBER

Up to 8 x 2.5 mm diameter loose tubes with up to 12 fibers and solid fillers

UNIVERSAL EUROCLASS ECA			EXTERNAL		
OM3	OM4	SINGLE-MODE	OM3	OM4	SINGLE-MODE
HFOM3SxxWLU-Eca	HFOM4SxxWLU-Eca	HF008SxxWLU-Eca	HFOM3SxxWNM	HFOM4SxxWNM	HF108SxxWNM

xx = Fiber Count: 84, 96

#### [D] DUCT-GRADE MULTI-LOOSE TUBE CABLES, 108-144 FIBERS

Up to 12 x 2.5 mm diameter loose tubes with up to 12 fibers and solid fillers

UNIVERSAL EUROCLASS ECA			EXTERNAL		
OM3	OM4	SINGLE-MODE	OM3	OM4	SINGLE-MODE
HFOM3SxxxWLU-Eca	HFOM4SxxxWLU-Eca	HF008SxxxWLU-Eca	HFOM3SxxxWNM	HFOM4SxxxWNM	HF108SxxxWNM

xxx = Fiber Count: 108, 120, 132, 144

#### [E] DUCT-GRADE MULTI-LOOSE TUBE CABLES, 156-216 FIBERS

Up to 18 x 2.5 mm diameter loose tubes with up to 12 fibers and solid fillers

UNIVERSAL EUROCLASS ECA			EXTERNAL		
OM3	OM4	SINGLE-MODE	OM3	OM4	SINGLE-MODE
HFOM3SxxxWLU-Eca	HFOM4SxxxWLU-Eca	HF008SxxxWLU-Eca	HFOM3SxxxWNM	HFOM4SxxxWNM	HF108SxxxWNM

xxx = Fiber Count: 156, 168, 180, 192, 204, 216



**GLASS YARN ARMORED RODENT-RESISTANT MULTI-LOOSE TUBE CABLES**

12-216 FIBERS

- For applications where rodent protection and higher-tensile load are required
- Glass-roving armour deters rodents from chewing through cables
- 12-96 fibers stranded around a rigid glass non-metallic central-strength member
- 108-216 fibers stranded around a sheathed-rigid glass non-metallic central-strength member
- Layer of water-blocking tape provides interstitial water blocking
- Cable color is black

**[A] GLASS YARN ARMORED RODENT-RESISTANT MULTI-LOOSE-TUBE CABLES, 12-72 FIBERS**

Up to 6 x 2.5 mm diameter loose tubes with up to 12 fibers and solid fillers

UNIVERSAL EUROCLASS ECA			EXTERNAL		
OM3	OM4	SINGLE-MODE	OM3	OM4	SINGLE-MODE
HFOM3SxxWRRLLU-Eca	HFOM4SxxWRRLLU-Eca	HF008SxxWRRLLU-Eca	HFOM3SxxWRRNM	HFOM4SxxWRRNM	HF108SxxWRRNM

xx = Fiber Count: 12, 24, 36, 48, 60, 72

**[B] GLASS YARN ARMORED RODENT-RESISTANT MULTI-LOOSE TUBE CABLES, 84- AND 96-FIBER**

Up to 8 x 2.5 mm diameter loose tubes with up to 12 fibers and solid fillers

UNIVERSAL EUROCLASS ECA			EXTERNAL		
OM3	OM4	SINGLE-MODE	OM3	OM4	SINGLE-MODE
HFOM3SxxWRRLLU-Eca	HFOM4SxxWRRLLU-Eca	HF008SxxWRRLLU-Eca	HFOM3SxxWRRNM	HFOM4SxxWRRNM	HF108SxxWRRNM

xx = Fiber Count: 84, 96

**[C] GLASS YARN ARMORED RODENT-RESISTANT MULTI-LOOSE TUBE CABLES, 108-144 FIBERS**

Up to 12 x 2.5 mm diameter loose tubes with up to 12 fibers and solid fillers

UNIVERSAL EUROCLASS ECA			EXTERNAL		
OM3	OM4	SINGLE-MODE	OM3	OM4	SINGLE-MODE
HFOM3SxxxWRRLLU-Eca	HFOM4SxxxWRRLLU-Eca	HF008SxxxWRRLLU-Eca	HFOM3SxxxWRRNM	HFOM4SxxxWRRNM	HF108SxxxWRRNM

xxx = Fiber Count: 108, 120, 132, 144

**[D] GLASS YARN ARMORED RODENT-RESISTANT MULTI-LOOSE TUBE CABLES, 156-216 FIBERS**

Up to 18 x 2.5 mm diameter loose tubes with up to 12 fibers and solid fillers

UNIVERSAL EUROCLASS ECA			EXTERNAL		
OM3	OM4	SINGLE-MODE	OM3	OM4	SINGLE-MODE
HFOM3SxxxWRRLLU-Eca	HFOM4SxxxWRRLLU-Eca	HF008SxxxWRRLLU-Eca	HFOM3SxxxWRRNM	HFOM4SxxxWRRNM	HF108SxxxWRRNM

xxx = Fiber Count: 156, 168, 180, 192, 204, 216

# OPTICAL CABLES | Loose Tube



## STEEL-TAPE ARMORED MULTI-LOOSE-TUBE CABLES

84-216 FIBERS

- Single-sheathed cable in a compact, flexible construction
- 84 and 96 fibers stranded around a rigid glass non-metallic central-strength member
- 108-216 fibers stranded around a sheathed-rigid glass non-metallic central-strength member
- Layer of water-blocking tape provides interstitial water blocking, and layer of corrugated steel-tape armour provides additional crush resistance
- Cable color is black

### [A] STEEL-TAPE ARMORED MULTI-LOOSE TUBE CABLES, 84 AND 96 FIBERS

Up to 8 x 2.5 mm diameter loose tubes containing up to 12 fibers and solid fillers where required

UNIVERSAL EUROCLASS ECA			EXTERNAL		
OM3	OM4	SINGLE-MODE	OM3	OM4	SINGLE-MODE
HFOM3SxxWSTALU-Eca	HFOM4SxxWSTALU-Eca	HF008SxxWSTALU-Eca	HFOM3SxxWSTANM	HFOM4SxxWSTANM	HF108SxxWSTANM

xx = Fiber Count: 84, 96

### [B] STEEL-TAPE ARMORED MULTI-LOOSE TUBE CABLES, 108-144 FIBERS

Up to 12 x 2.5 mm diameter loose tubes containing up to 12 fibers and solid fillers where required

UNIVERSAL EUROCLASS ECA			EXTERNAL		
OM3	OM4	SINGLE-MODE	OM3	OM4	SINGLE-MODE
HFOM3SxxxWSTALU-Eca	HFOM4SxxxWSTALU-Eca	HF008SxxxWSTALU-Eca	HFOM3SxxxWSTANM	HFOM4SxxxWSTANM	HF108SxxxWSTANM

xxx = Fiber Count: 108, 120, 132, 144

### [C] STEEL-TAPE ARMORED MULTI-LOOSE TUBE CABLES, 156-216 FIBERS

Up to 18 x 2.5 mm diameter loose tubes containing up to 12 fibers and solid fillers where required

UNIVERSAL EUROCLASS ECA			EXTERNAL		
OM3	OM4	SINGLE-MODE	OM3	OM4	SINGLE-MODE
HFOM3SxxxWSTALU-Eca	HFOM4SxxxWSTALU-Eca	HF008SxxxWSTALU-Eca	HFOM3SxxxWSTANM	HFOM4SxxxWSTANM	HF108SxxxWSTANM

xxx = Fiber Count: 156, 168, 180, 192, 204, 216



**TWIN-SHEATH STEEL-TAPE ARMORED MULTI-LOOSE-TUBE CABLES**  
4-216 FIBERS

- Compact Twin Sheath direct-burial-grade cable
- Stranded around a rigid glass non-metallic central-strength member
- Layer of water-blocking tape provides interstitial water blocking and corrugated steel-tape armour provides additional crush resistance
- Cable color is black

**[A] TWIN-SHEATH STEEL-TAPE ARMORED MULTI-LOOSE-TUBE CABLES, 4-24 FIBERS**

Up to 6 x 2.1 mm diameter loose tubes containing up to 4 fibers and solid fillers where required

UNIVERSAL EUROCLASS ECA			EXTERNAL		
OM3	OM4	SINGLE-MODE	OM3	OM4	SINGLE-MODE
HFOM3SxxWLSTALU-Eca 4FT	HFOM4SxxWLSTALU-Eca 4FT	HF008SxxWLSTALU-Eca 4FT	HFOM3SxxWNMSTANM 4FT	HFOM4SxxWNMSTANM 4FT	HF108SxxWNMSTANM 4FT

xx = Fiber Count: 04, 08, 12, 16, 20, 24

**[B] TWIN-SHEATH STEEL-TAPE ARMORED MULTI-LOOSE-TUBE CABLES, 12-72 FIBERS**

Up to 6 x 2.5 mm diameter loose tubes containing up to 12 fibers and solid fillers where required

UNIVERSAL EUROCLASS ECA			EXTERNAL		
OM3	OM4	SINGLE-MODE	OM3	OM4	SINGLE-MODE
HFOM3SxxWLSTALU-Eca	HFOM4SxxWLSTALU-Eca	HF008SxxWLSTALU-Eca	HFOM3SxxWNMSTANM	HFOM4SxxWNMSTANM	HF108SxxWNMSTANM


xx = Fiber Count: 12, 24, 36, 48, 60, 72

**[C] TWIN-SHEATH STEEL-TAPE ARMORED MULTI-LOOSE-TUBE CABLES, 84-96 FIBERS**

Up to 8 x 2.5 mm diameter loose tubes containing up to 12 fibers and solid fillers where required

UNIVERSAL EUROCLASS ECA			EXTERNAL		
OM3	OM4	SINGLE-MODE	OM3	OM4	SINGLE-MODE
HFOM3SxxWLSTALU-Eca	HFOM4SxxWLSTALU-Eca	HF008SxxWLSTALU-Eca	HFOM3SxxWNMSTANM	HFOM4SxxWNMSTANM	HF108SxxWNMSTANM

xx = Fiber Count: 84, 96



## TWIN-SHEATH STEEL-TAPE ARMORED MULTI-LOOSE-TUBE CABLES

108-216 FIBERS

- Compact Twin Sheath direct-burial-grade cable
- Stranded around a sheathed-rigid glass non-metallic central-strength member
- Layer of water-blocking tape provides interstitial water blocking and corrugated steel-tape armour provides additional crush resistance
- Cable color is black

### [A] TWIN-SHEATH STEEL-TAPE ARMORED MULTI-LOOSE-TUBE CABLES, 108-144 FIBERS

Up to 12 x 2.5 mm diameter loose tubes containing up to 12 fibers and solid fillers where required

UNIVERSAL EUROCLASS ECA			EXTERNAL		
OM3	OM4	SINGLE-MODE	OM3	OM4	SINGLE-MODE
HFOM3SxxxWLSTALU-Eca	HFOM4SxxxWLSTALU-Eca	HF008SxxxWLSTALU-Eca	HFOM3SxxxWNMSTANM	HFOM4SxxxWNMSTANM	HF108SxxxWNMSTANM

xxx = Fiber Count: 108, 120, 132, 144

### [B] TWIN-SHEATH STEEL-TAPE ARMORED MULTI-LOOSE-TUBE CABLES, 156-216 FIBERS

Up to 18 x 2.5 mm diameter loose tubes containing up to 12 fibers and solid fillers where required

UNIVERSAL EUROCLASS ECA			EXTERNAL		
OM3	OM4	SINGLE-MODE	OM3	OM4	SINGLE-MODE
HFOM3SxxxWLSTALU-Eca	HFOM4xxx8WLSTALU-Eca	HF008SxxxWLSTALU-Eca	HFOM3SxxxWNMSTANM	HFOM4SxxxWNMSTANM	HF108SxxxWNMSTANM

xxx = Fiber Count: 156, 168, 180, 192, 204, 216



## UNITUBE FIRE-SURVIVAL CABLES

### 4-24 FIBERS

- For areas where critical data transmission must continue when the building or structure in which it is installed is on fire
- Ideal for large public buildings such as data centers, airports, railway stations, stadia, and onshore/offshore industrial structures
- Complies with fire ratings: IEC 60331-25 (90 mins @ 750 °C), BS EN 502 00 200, BS 8434-2, IEC 60322-3-24, IEC 60332-1-2
- Cable color is red

### [A] UNITUBE FIRE SURVIVAL CABLES

UNIVERSAL	OM3	OM4	SINGLE-MODE
4- and 8-Fiber	EFOM3UNixLSTALUFS	EFOM4UNixLSTALUFS	EF108UNixLSTALUFS
12-24 Fibers	EFOM3UNixxLSTALUFS	EFOM4UNixxLSTALUFS	EF108UNixxLSTALUFS

Acid Gas Emissions: Pass

Smoke Index: Pass

Fire: IEC 60331-25 Pass (90 mins @ 750°C), BSEN50200 -2000 Pass PH120, BS 8434-2 Pass, IEC 60332-3-24 Pass, IEC 60332-1-2 Pass

x = Fiber Count: 04, 08

xx = Fiber Count: 12, 16, 24



## BLOLITE SINGLE-BLOWN FIBER ELEMENTS

- Complete range of single-mode and multimode fibers with blowable coating
- Strippable with standard tools and compatible with standard connector types
- Supplied on plastic reels in 2 or 4 kilometer lengths
- Installs in 3, 5, and 8 millimeter BLOLITE MicroDuct
- Installed by trained and licensed BLOLITE installer using IM2000 blow head

**[A] BLOLITE SINGLE-BLOWN FIBER ELEMENTS**

COLORS	OM3	OM4	SINGLE-MODE
White	10-0003-03	10-0004-03	10-0200-03
Black	10-0003-05	10-0004-05	10-0200-05
Blue	10-0003-06	10-0004-06	10-0200-06
Orange	10-0003-07	10-0004-07	10-0200-07
Green	10-0003-08	10-0004-08	10-0200-08
Red	10-0003-09	10-0004-09	10-0200-09
Gray	10-0003-10	10-0004-10	10-0200-10
Yellow	10-0003-11	10-0004-11	10-0200-11
Brown	10-0003-12	10-0004-12	10-0200-12
Violet	10-0003-13	10-0004-13	10-0200-13
Pink	10-0003-14	10-0004-14	10-0200-14
Turquoise	10-0003-15	10-0004-15	10-0200-15



## BLOLITE DIRECT-INSTALL MICRODUCTS

- Facilitates installation of BLOLITE single-blown fibers for direct installation in external applications
- Up to 19 blue individual ducts, numbered for identification
- Standard low-friction halogen-free flame-retardant low-smoke duct and polyethylene outer sheath

## BLOLITE INDOOR MICRODUCTS

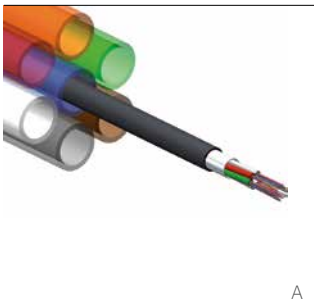
- Facilitates installation of BLOLITE single-blown fibers for indoor applications
- Up to 19 blue individual ducts numbered for identification
- Standard low-friction polyolefin or halogen-free flame-retardant low-smoke duct for optimized blowing performance installation distances

### [A] BLOLITE DIRECT-INSTALL MICRODUCTS


MICRODUCT SIZE = 5/3.5 MM	DIAMETER (MM)	PART NO.
BLOLITE 1-Way 5/3.5 mm Direct-Install MicroDuct	7.5	BL01DI0535
BLOLITE 2-Way 5/3.5 mm Direct-Install MicroDuct	7.5 x 13.0	BL02DI0535
BLOLITE 4-Way 5/3.5 mm Direct-Install MicroDuct	15.2	BL04DI0535
BLOLITE 7-Way 5/3.5 mm Direct-Install MicroDuct	18.6	BL07DI0535
BLOLITE 12-Way 5/3.5 mm Direct-Install MicroDuct	24.0	BL12DI0535
BLOLITE 19-Way 5/3.5 mm Direct-Install MicroDuct	29.6	BL19DI0535
MICRODUCT SIZE = 8/6 MM	DIAMETER (MM)	PART NO.
BLOLITE 1-Way 8/6 mm Direct-Install MicroDuct	10.5	BL01DI0806
BLOLITE 2-Way 8/6 mm Direct-Install MicroDuct	10.5 x 19.0	BL02DI0806
BLOLITE 4-Way 8/6 mm Direct-Install MicroDuct	23.0	BL04DI0806
BLOLITE 7-Way 8/6 mm Direct-Install MicroDuct	27.6	BL07DI0806
BLOLITE 12-Way 8/6 mm Direct-Install MicroDuct	36.0	BL12DI0806

### [B] BLOLITE INDOOR MICRODUCTS

MICRODUCT SIZE = 3/2.1 MM	DIAMETER (MM)	PART NO.
BLOLITE 1-Way 3/2.1 mm Indoor MicroDuct	5.0	BL01IN0321
BLOLITE 4-Way 3/2.1 mm Indoor MicroDuct	9.3	BL04IN0321
BLOLITE 7-Way 3/2.1 mm Indoor MicroDuct	11.7	BL07IN0321
BLOLITE 12-Way 3/2.1 mm Indoor MicroDuct	15.2	BL12IN0321
BLOLITE 19-Way 3/2.1 mm Indoor MicroDuct	17.7	BL19IN0321
MICRODUCT SIZE = 5/3.5 MM	DIAMETER (MM)	PART NO.
BLOLITE 1-Way 5/3.5 mm Indoor MicroDuct	5.0	BL01IN0535
BLOLITE 2-Way 5/3.5 mm Indoor MicroDuct	7.5 x 13.0	BL02IN0535
BLOLITE 4-Way 5/3.5 mm Indoor MicroDuct	15.2	BL04IN0535
BLOLITE 7-Way 5/3.5 mm Indoor MicroDuct	18.6	BL07IN0535
BLOLITE 12-Way 5/3.5 mm Indoor MicroDuct	24.0	BL12IN0535
BLOLITE 19-Way 5/3.5 mm Indoor MicroDuct	29.6	BL19IN0535
MICRODUCT SIZE = 8/6 MM	DIAMETER (MM)	PART NO.
BLOLITE 1-Way 8/6 mm Indoor MicroDuct	8.0	BL01IN0806
BLOLITE 2-Way 8/6 mm Indoor MicroDuct	10.5 x 19.0	BL02IN0806
BLOLITE 4-Way 8/6 mm Indoor MicroDuct	23.0	BL04IN0806
BLOLITE 7-Way 8/6 mm Indoor MicroDuct	27.6	BL07IN0806
BLOLITE 12-Way 8/6 mm Indoor MicroDuct	36.0	BL12IN0806



A



B

## MICROBLO 12-72 FIBER-BLOWN MICRO CABLES

- Fiber-counts from 12 to 72 in a 6.0 mm diameter package
- Stranded gel-filled loose tubes with red and green marker reference for simple tube identification
- Improves installation efficiency in preinstalled 10/8 mm MicroDucts
- Constructed of non-metallic, resin-bonded glass central-strength member and high-density polyethylene sheath
- Fibers are color coded according to ANSI/TIA-598-D

## MICROBLO 84 & 96 FIBER-BLOWN MICRO CABLES


- Fiber-counts from 84 to 96 in a 7.0 mm diameter package
- Stranded gel-filled loose tubes with red and green marker reference for simple tube identification
- Improves installation efficiency in preinstalled 12/9.4 mm MicroDucts
- Constructed of non-metallic, resin-bonded glass central-strength member and high-density polyethylene sheath
- Fibers are color coded according to ANSI/TIA-598-D

### [A] 12-72 FIBER-BLOWN MICRO CABLES

DESCRIPTION	OM3	OM4	SINGLE-MODE
12-Fiber	HFOM3BMC12WNNM6	HFOM4BMC12WNNM6	HF108BMC12WNNM6
24-Fiber	HFOM3BMC24WNNM6	HFOM4BMC24WNNM6	HF108BMC24WNNM6
36-Fiber	HFOM3BMC36WNNM6	HFOM4BMC36WNNM6	HF108BMC36WNNM6
48-Fiber	HFOM3BMC48WNNM6	HFOM4BMC48WNNM6	HF108BMC48WNNM6
60-Fiber	HFOM3BMC60WNNM6	HFOM4BMC60WNNM6	HF108BMC60WNNM6
72-Fiber	HFOM3BMC72WNNM6	HFOM4BMC72WNNM6	HF108BMC72WNNM6

### [B] UP TO 96-FIBER MICRO CABLES

84-Fiber	HFOM3BMC84WNNM8	HFOM4BMC84WNNM8	HF108BMC84WNNM8
96-Fiber	HFOM3BMC96WNNM8	HFOM4BMC96WNNM8	HF108BMC96WNNM8




## MICROBLO OUTDOOR DIRECT-INSTALL PROTECTED MICRODUCTS

- Facilitates the installation of MICROBLO air-blown fiber cables
- Up to 24 individual ducts
- Standard low-friction duct and high-density polyethylene outer sheath

### [A] MICROBLO DIRECT-INSTALL PROTECTED MICRODUCTS

MICRODUCT SIZE = 5/3.5 MM OUTER DIAMETER/BORE	DIAMETER (MM)	PART NO.
MICROBLO 1-Way 5/3.5 mm Outdoor Direct-Install MicroDuct	5.0	MB01DI0535
MICROBLO 2-Way 5/3.5 mm Outdoor Direct-Install MicroDuct	11.5	MB02DI0535
MICROBLO 4-Way 5/3.5 mm Outdoor Direct-Install MicroDuct	13.6	MB04DI0535
MICROBLO 7-Way 5/3.5 mm Outdoor Direct-Install MicroDuct	16.5	MB07DI0535
MICROBLO 12-Way 5/3.5 mm Outdoor Direct-Install MicroDuct	21.5	MB12DI0535
MICROBLO 19-Way 5/3.5 mm Outdoor Direct-Install MicroDuct	26.5	MB19DI0535
MICRODUCT SIZE = 10/8 MM OUTER DIAMETER/BORE	DIAMETER (MM)	PART NO.
MICROBLO 1-Way 10/8 mm Outdoor Direct-Install MicroDuct	10.0	MB01DI1008
MICROBLO 2-Way 10/8 mm Outdoor Direct-Install MicroDuct	21.5	MB02DI1008
MICROBLO 4-Way 10/8 mm Outdoor Direct-Install MicroDuct	25.6	MB04DI1008
MICROBLO 7-Way 10/8 mm Outdoor Direct-Install MicroDuct	31.5	MB07DI1008
MICRODUCT SIZE = 12/10 MM OUTER DIAMETER/BORE	DIAMETER (MM)	PART NO.
MICROBLO 1-Way 12/10 mm Outdoor Direct-Install MicroDuct	12.0	MB01DI1210
MICROBLO 2-Way 12/10 mm Outdoor Direct-Install MicroDuct	25.5	MB02DI1210
MICROBLO 4-Way 12/10 mm Outdoor Direct-Install MicroDuct	30.0	MB04DI1210
MICROBLO 7-Way 12/10 mm Outdoor Direct-Install MicroDuct	37.5	MB07DI1210



## MICROBLO OUTDOOR DIRECT-BURIAL PROTECTED MICRODUCTS

- Facilitates installation of MICROBLO single-blown fibers for direct burial
- Up to 19 individual ducts
- Thick-wall polyethylene duct and high-density polyethylene sheath

### [A] MICROBLO OUTDOOR DIRECT-BURIAL PROTECTED MICRODUCTS

MICRODUCT SIZE = 7/3.5 MM OUTER DIAMETER/BORE	DIAMETER (MM)	PART NO.
MICROBLO 1-Way 7/3.5 mm Outdoor Direct-Burial MicroDuct	7.0	MB01DB0735
MICROBLO 2-Way 7/3.5 mm Outdoor Direct-Burial MicroDuct	15.5	MB02DB0735
MICROBLO 4-Way 7/3.5 mm Outdoor Direct-Burial MicroDuct	18.4	MB04DB0735
MICROBLO 7-Way 7/3.5 mm Outdoor Direct-Burial MicroDuct	22.5	MB07DB0735
MICROBLO 12-Way 7/3.5 mm Outdoor Direct-Burial MicroDuct	29.5	MB12DB0735
MICROBLO 19-Way 7/3.5 mm Outdoor Direct-Burial MicroDuct	36.5	MB19DB0735
MICRODUCT SIZE = 12/8 MM OUTER DIAMETER/BORE	DIAMETER (MM)	PART NO.
MICROBLO 1-Way 12/8 mm Outdoor Direct-Burial MicroDuct	12.0	MB01DB1208
MICROBLO 2-Way 12/8 mm Outdoor Direct-Burial MicroDuct	25.5	MB02DB1208
MICROBLO 4-Way 12/8 mm Outdoor Direct-Burial MicroDuct	30.0	MB04DB1208
MICROBLO 7-Way 12/8 mm Outdoor Direct-Burial MicroDuct	37.5	MB07DB1208
MICRODUCT SIZE = 14/10 MM OUTER DIAMETER/BORE	DIAMETER (MM)	PART NO.
MICROBLO 1-Way 14/10 mm Outdoor Direct-Burial MicroDuct	14.0	MB01DB1410
MICROBLO 2-Way 14/10 mm Outdoor Direct-Burial MicroDuct	29.5	MB02DB1410
MICROBLO 4-Way 14/10 mm Outdoor Direct-Burial MicroDuct	35.0	MB04DB1410
MICROBLO 7-Way 14/10 mm Outdoor Direct-Burial MicroDuct	43.5	MB07DB1410



## MICROBLO™ & BLOLITE™ MICRODUCT CONNECTIVITY & TOOLS


- Range of plastic-bodied, pneumatic-tube connectors for MICROBLO and BLOLITE tube routing
- Rated for the maximum working pressure of 10 Bar
- Connectors can be installed with a simple push-pull technique and can be reused several time

MICROBLO & BLOLITE MICRODUCT CONNECTIVITY								
CONNECTOR TYPE	3/2.1 mm	5/3.5 mm	7/3.5 mm	8/6 mm	10/8 mm	12/8 mm	12/9.4 mm	14/9.4 mm
<b>[A]</b> Straight, push/pull	30-0301-05	30-0501-00	30-0721-00	30-0801-00	30-1001-00	30-1221-00	30-1201-00	30-1421-00
<b>[B]</b> Straight, screw retention	—	30-0502-00	—	30-0802-00	—	—	—	—
<b>[C]</b> End Stop, push/pull	30-0304-05	30-0504-00	30-0704-00	30-0804-00	30-1004-00	30-1204-00	30-1204-00	30-1404-00
<b>[D]</b> Bulkhead Connector End Plug	—	30-0505-09	—	—	—	—	—	—
<b>[E]</b> Bulkhead Mounted Connector	—	30-0506-09	—	—	—	—	—	—
<b>[F]</b> Dust Cap	30-0307-05	30-0507-05	30-0707-05	30-0807-05	30-1007-05	30-1207-05	30-1207-05	30-1407-05
<b>[G]</b> Gas Blocking 'T' Piece	—	30-0508-00	—	30-0808-00	—	—	—	—
8 mm to 5 mm Reducer	—	30-5801-00	—	—	—	—	—	—
<b>[H]</b> Standard to Direct Burial Mating Connector	—	—	30-5701-00 (7/3.5 mm to 5/3.5 mm)	—	—	30-0201-00 (12/8 mm to 10/8 mm)	—	30-2401-00 (14/9.4 mm to 12/9.4 mm)
<b>[I]</b> Termination Fiber Diverter	—	—	—	30-0809-05	—	—	—	—
8 mm to 5 mm Stem Converter	—	30-5810-05	—	—	—	—	—	—
Water Blocking Straight	—	30-0503-00	—	—	30-1003-00	—	30-1203-00	—


MICROBLO & BLOLITE MICRODUCT CONNECTIVITY TOOLS	
DESCRIPTION	PART NO.
<b>[J]</b> Radial Tube Cutter	54-0100-00
<b>[K]</b> Duct Stripping Tool 4.5 mm - 29.00 mm	54-0201-00
<b>[L]</b> Duct Stripping Tool 19.00 mm - 40.00 mm	54-0202-00

# CONNECTORS & ADAPTERS | FASTCAM™ Connectors



## FASTCAM CONNECTORS

- Pre-polished, field-installable connectors
- Use precision zirconia ferrules
- Require no polishing or epoxy curing; provide immediate termination
- Precision mechanical termination uses molded v-groove technology to retain and align the fiber
- Terminated on 250 μm or 900 μm buffered fiber and/or 2 or 3 mm jacketed fiber
- Higher yields with Visual Fault Locator (VFL)-compatible LC, SC, and ST connectors
- Available in OM1, OM3, OM4, OS2 UPC, and OS2 APC (SC only)



FASTCAM Components

FASTCAM CONNECTORS – 1 PER BAG			
DESCRIPTION	OS2 SINGLE-MODE	OM1 MULTIMODE	OM3 & OM4 LOMM
<b>[A]</b> LC FASTCAM Connector	49991-SLC (Blue)	49991-MLC (Beige)	49991-LLC (Aqua)
<b>[B]</b> SC FASTCAM Connector	49991-SSC (Blue)	49991-MSC (Beige)	49991-LSC (Aqua)
<b>[C]</b> SC/APC FASTCAM Connector*	49991-ASC (Green)	—	—
<b>[D]</b> ST FASTCAM Connector	49991-SST (Blue)	49991-MST (Beige)	49991-LST (Aqua)
FASTCAM ACCESSORIES			
FASTCAM LC Duplex Clips 6-pack	49991-CLP	49991-CLP	49991-CLP

\* = Includes an internal 8° cleave for >60 dB return loss performance. Requires 8° cleave tool (see page B55, item I). See pages B53-B56 for FastCAM tools and consumables.



## FIELD POLISH CONNECTORS

- Anaerobic adhesive/epoxy field-polish connectors
- Hand polishing required
- Most robust connection, ideal for inside and outside plant applications
- LC simplex or duplex, for 900  $\mu\text{m}$ , 2.0 mm to 3.0 mm cable, single-mode and multimode options
- SC simplex or duplex, for 900  $\mu\text{m}$ , 2.4 mm to 3.0 mm cable, single-mode and multimode options
- ST for 900  $\mu\text{m}$ , 2.0 mm to 3.0 mm cable, single-mode and multimode options

### [A] ANAEROBIC ADHESIVE FIELD POLISH LC CONNECTORS

DESCRIPTION	PART NO.
LC Connector, SM, Simplex, with 900 $\mu\text{m}$ white boots	FOCLSEPSM002
LC Connector, MM, Simplex, with 900 $\mu\text{m}$ white boots	FOCLSEPM002
LC Connector, SM, Simplex, with 2 mm white boots	FOCLSEPSM001
LC Connector, SM, Duplex, with 2 mm white boots	FOCLCEPSM001
LC Connector, MM, Simplex, with 2 mm white boots	FOCLSEPM001
LC Connector, MM, Duplex, with 2 mm white boots	FOCLCEPM001
LC Connector, MM, Duplex, with 3 mm white boots	FOCLCEPM003

### [B] ANAEROBIC ADHESIVE FIELD POLISH SC CONNECTORS


SC Connector, SM, Simplex, with 900 $\mu\text{m}$ and 2.4-3.0 mm blue and white boots	FOCSCEPSM001
SC Connector, SM, Duplex, with 900 $\mu\text{m}$ and 2.4-3.0 mm blue and white boots	FOCDCEPSM001
SC Connector, MM, Simplex, with 900 $\mu\text{m}$ and 2.4-3.0 mm black and red boots	FOCSCEPMM001
SC Connector, MM, Duplex, with 900 $\mu\text{m}$ and 2.4-3.0 mm black and red boots	FOCDCEPMM001

### [C] ANAEROBIC ADHESIVE FIELD POLISH ST CONNECTORS

ST Connector, SM, 900 $\mu\text{m}$ and 3 mm black and yellow boots	FOCSTEPMSM001
ST Connector, MM, 900 $\mu\text{m}$ and 3 mm black and red boots	FOCSTEPMM001

See pages B53-B56 for tools and consumables.

# CONNECTORS & ADAPTERS | QUICKPORT™ Adapters



## QUICKPORT FIBER ADAPTERS

- Snap into all QUICKPORT openings and Multimedia Outlet System (MOS) housings, see page C23.
- Tool-free plug-n-play installation

QUICKPORT FIBER ADAPTERS	
DESCRIPTION	PART NO.
Duplex LC Adapter, shuttered, MM, zirconia ceramic sleeve, beige*	41086-ML^
<b>[A]</b> Duplex LC Adapter, shuttered, OM3, zirconia ceramic sleeve, aqua*	41086-LL^
Duplex LC Adapter, shuttered, SM, zirconia ceramic sleeve, blue*	41086-SL^
<b>[B]</b> Simplex SC Shuttered Adapter, SM/MM, zirconia ceramic*	41085-S^C
<b>[C]</b> Simplex SC/APC Adapter, SM/MM, zirconia ceramic*	41085-AS^
<b>[D]</b> ST Fiber Optic Adapter, SM/MM, zirconia ceramic sleeve*	41084-S^Z
<b>[E]</b> MPO Adapter, SM/MM, key up to key down*	41085-TP^
MPO Adapter, SM/MM, key up to key up*	41085-TB^
<b>[F]</b> Blank Insert, pack of 10	41084-0B^

The terms MTP® and MPO are used interchangeably for the multi-fiber push on connector.

\* = Lead times may apply.

^ = Colors: Choose from any of the colors below.



White (W)



Black (E)



A

**WATCH: INSTALLATION VIDEOS**

[Leviton.com/ns/videos](http://Leviton.com/ns/videos)

## FIBER OPTIC FAN-OUT KITS

- Protect bare fiber and prepare loose tube cable for direct termination to industry-standard connectors
- Separate 250 μm fibers and route into color-coded 900 μm buffer tubes with no proprietary tools
- Available in 6- or 12-strand kits and 24- or 36-inch lengths
- Works with cabling from any manufacturer (will accommodate maximum buffer-tube diameter up to 3.5 mm)

[A] FIBER OPTIC FAN-OUT KITS	
DESCRIPTION	PART NO.
[A] 24" Fiber Optic Fan-Out Kit, 6-Fiber	49887-06S
24" Fiber Optic Fan-Out Kit, 12-Fiber	49887-12S
36" Fiber Optic Fan-Out Kit , 6-Fiber	49887-06L
36" Fiber Optic Fan-Out Kit , 12-Fiber	49887-12L
Fan-Out Consumables Kit	49800-FAN



A



B



C



D

## FIBER OPTIC LIGHT TOOL KIT

- Essential tool set for quick termination of field polish connectors
- Terminates both multimode and single-mode fiber

## FIBER OPTIC FIELD POLISH TOOL KIT

- All the tools you need for terminating multimode or single-mode LC, SC, or ST field polish adhesive connectors
- Adhesive accelerator kit sold separately, see page B56

## FIBER OPTIC FASTCAM™ TOOL KIT

- Precision cleaving for guaranteed FastCAM connector performance
- Terminates both multimode and single-mode fiber

Consumables sold separately.  
See page B56.

FIBER OPTIC TOOL KITS	
DESCRIPTION	PART NO.
<b>[A]</b> Basic Field Polish Tool Kit	49800-MTK
<b>[B]</b> Field Polish Tool Kit	49800-FTK
<b>[C]</b> FASTCAM Tool Kit with Cleaver, Work Tray, and LED light*	49800-LAK
<b>[D]</b> FASTCAM Tool Kit with Cleaver*	49800-MSK

\* = Minimum order quantity and lead times may apply.

# TOOLS & CONSUMABLES | Fiber Optic Tool Kits

FIBER OPTIC TOOL KITS CONTENTS	FIELD POLISH TOOL KITS		FASTCAM™ TOOL KITS	
	[A] 49800-MTK	[B] 49800-FTK	[C] 49800-LAK	[D] 49800-MSK
Tool Kit Carrying Case	•	•	•	•
250 and 900 µm Buffer Remover		•	•	•
Fiber & Jacket Strip Tool, 250/900 µm and 2.0/3.0 mm (49886-BR3)	•	•		
Jacket Stripper	•	•		
Aramid Strand Scissors	•	•		
Safety Glasses (not sold separately)		•		
Polishing Puck 1.25 mm, LC (49886-LCP)		•		
Polishing Puck 2.5 mm, SC/ST	•	•		
Polishing Pad 7.6 cm x 15.2 cm	•	•		
Sapphire Scribe	•	•		
Flat Cleaver (49886-LNX)			•	•
100x Inspection Scope	•			
200x Inspection Scope (49886-FSP)		•		
LC Scope Adapter, works with 200x scope only (49886-LCS)		•		
Piano Clearing Wire, included in the FTK		•		
Lint-Free Dry Wipes, 100 per pack (49886-DWP)		•	•	•
Alcohol Pads, 100 per pack (49886-APD)		•	•	•
Lapping Film 12 µm AL2O3, 100 per pack (49886-12F)		•		
Lapping Film 3 µm AL2O3, 100 per pack (49886-03F)		•		
Lapping Film 0.3 µm AL2O3, 100 per pack (49886-X3F)		•		
Crimp Tool (49886-FCT)		•		
Light LED Magnetic Gooseneck			•	
Work Tray Zinc Plated Steel (49886-LNT)			•	

# TOOLS & CONSUMABLES | Fiber Optic Tools



UNIVERSAL TOOLS & ACCESSORIES	
DESCRIPTION	PART NO.
<b>[A]</b> Stripper (for 2.0/3.0 mm jacket and 250/900 μm buffer)	49886-BR3
1.25 mm (LC) Polishing Puck	49886-LCP
Safety Pad	49886-SPD
<b>[B]</b> 200x Inspection Scope	49886-FSP
<b>[C]</b> LC Scope Adapter (works with 200x scope only)	49886-LCS
Duplex LC Scope Adapter (works with 200x scope only)	49886-LCD
<b>[D]</b> MPO Scope Adapter (works with 200x scope only)	49886-MCS
Fiber Optic Crimp Tool with .128/.151/.178 hex die	49886-FCT
<b>[E]</b> MPO Male/Female Cleaning Tool (>600 Cleanings)	49886-MCT
<b>[F]</b> LC-LC and MU Cleaning Tool	49886-LCT
<b>[G]</b> SC-SC, ST, FC and E2000 Cleaning Tool	49886-SCT
<b>[H]</b> MPO Female Cleaning Tool	49886-UFT
MPO Male (w/pins) Cleaning Tool	49886-UMT
MPO Refill Kit for 49886-UFT and 49886-UMT	49886-MCR

The terms MTP® and MPO are used interchangeably for the multi-fiber push on connector.

FASTCAM™ SPECIFIC TOOLS	
DESCRIPTION	PART NO.
Work Tray^	49886-LNT
<b>[I]</b> APC Angled Cleaver	49886-APC
<b>[J]</b> Flat Cleaver	49886-LNX
<b>[K]</b> Visual Fault Locator (VFL) (2.5 mm and 1.25 mm adapters included)	49886-VFL
Replacement 1.25 mm Adapter for VFL	49886-FLA

^ = Minimum order quantity and lead times may apply.



**UNIVERSAL CONSUMABLES KIT**

All the basic supplies needed to clean and polish fiber optic connectors. Set includes:

- 50 lint-free dry wipes
- 50 alcohol pads
- 30 sheets 12 µm lapping film
- 30 sheets 3 µm lapping film
- 30 sheets 0.3 µm lapping film
- Piano wire

**ADHESIVE/ACCELERATOR KIT**

Sufficient supplies for approximately 200 terminations. Set includes:

- Loctite 680 adhesive
- Loctite 7649 accelerator with syringe
- Two needles

**FIELD POLISH CONSUMABLES KIT**

Everything from the Universal Kit, plus specialized supplies for approximately 200 field polish terminations. Additional included items:

- 25 syringes
- 25 needles
- Adhesive and accelerator

**FAN-OUT CONSUMABLES KIT**

Kit terminates a minimum of 10 Fiber Optic Fan-Out Kits.

Set includes:

- 20 lint-free dry wipes
- 10 alcohol pads
- 10 D'Gel® packets
- Sealant
- Talc powder

CONSUMABLES KITS	
DESCRIPTION	PART NO.
<b>[A]</b> Universal Consumables Kit	49800-CON
<b>[B]</b> Field Polish Consumables Kit	49800-FCC
<b>[C]</b> Adhesive/Accelerator Kit	49800-680
<b>[D]</b> Fan-Out Consumables Kit	49800-FAN
CONSUMABLES	
Lint-Free Dry Wipes, pack of 100	49886-DWP
Alcohol Pads, pack of 100	49886-APD
12 µm Aluminum-Oxide Lapping Film, pink, pack of 100	49886-12F
3 µm Aluminum-Oxide Lapping Film, yellow, pack of 100	49886-03F
0.3 µm Aluminum-Oxide Lapping Film, light blue, pack of 100	49886-X3F
Replacement Needles, pack of 25	49886-FCN
Replacement Syringes, pack of 25	49886-SYR



# HOUSINGS & WALLPLATES



---

## SECTION C CONTENTS

### HOUSINGS & WALLPLATES

- C3** Excella British Standard Wallplates
- C4** UK-Style Wallplates, Back Boxes & Modules
- C5** Continental Outlets, Wallplates & Modules
- C7** QUICKPORT™ Surface- & DIN Rail-Mount Boxes & Modules
- C8** QUICKPORT In-Ceiling & In-Wall Brackets, Floorbox Brackets & Modules
- C9** QUICKPORT Wallplates Introduction
- C13** QUICKPORT Decora™ Inserts
- C14** Decora Telephone & Video Wallplates & Inserts
- C15** Decora Single Gang and Dual-Gang Wallplates
- C16** Renu™ Wallplates & Inserts
- C17** QUICKPORT Modular Furniture Products
- C18** DURAPORT™ Industrial Connectivity
- C19** Telephone & Video Wallplates
- C20** Round Telephone Inserts & Surface-Mount Boxes
- C21** Multimedia Outlet System (MOS)

For information on which products may not be available in your region, please contact your local customer service representative for details.



A



B



C

## EXCELLA WALLPLATE INSERTS & FRAMES

- All one- and two-port inserts include designation windows
- Compatible with QUICKPORT™ Jacks
- 86 mm x 86 mm frame size conforms to BS 4662 and BS 5733 electrical box standards
- Inserts are white and ship with white wallplate frame

## QUICKPORT STAINLESS-STEEL WALLPLATE

- Compatible with QUICKPORT Jacks
- Brushed finish to provide corrosion resistance in a non-magnetic material
- 86 mm x 86 mm frame size conforms to BS 4662 and BS 5733 electrical box standards

### EXCELLA WALLPLATE INSERTS (BRITISH STANDARD, MIDDLE EAST)


DESCRIPTION	PART NO.
<b>[A]</b> 1-Port 86 x 86 mm Flat QUICKPORT Wallplate with ID Window, white	BL186-P1W
2-Port 86 x 86 mm Flat QUICKPORT Wallplate with ID Window, white	BL186-P2W
4-Port 86 x 86 mm Flat QUICKPORT Wallplate, white	BL186-P4W
<b>[B]</b> 1-Port 86 x 86 mm Angled QUICKPORT Wallplate with ID window, white	BL186-A1W
2-Port 86 x 86 mm Angled QUICKPORT Wallplate with ID window, white	BL186-A2W
Blank Wallplate Insert	BL000-00W

### QUICKPORT STAINLESS-STEEL WALLPLATE (BRITISH STANDARD, MIDDLE EAST)

<b>[C]</b> 2-Port 86 x 86 mm Flat QUICKPORT Wallplate, stainless steel	BL186-S2P
--	-----------

Wallplates sold empty. See pages A3-A5, A7, and B51 for QUICKPORT Jacks and Couplers.

# HOUSINGS & WALLPLATES | UK-Style Wallplates, Back Boxes & Modules



## UK-STYLE WALLPLATES, BACK BOXES & MODULES

- Outlet solutions for wall and trunking applications
- Used with select Leviton Snap-In Jacks and QUICKPORT™ Jacks
- UK-style wallplates come with M3.5 mounting screws and are available in both modular or shuttered versions
- Back boxes allow surface-mount applications

## BRITISH STYLE WALLPLATE INSERTS

- Compatible with QUICKPORT Jacks
- Includes ID window for port designation
- Spring-loaded shutters protect connector while not in use

## 50 X 50 MM WALLPLATE FIBER MODULES

- For installation poles, wall trunking and back boxes
- Available in LC, SC, single-mode, and multimode

### WALLPLATES, BACK BOXES & MODULES (UK, INDIA, MIDDLE EAST, AFRICA)

DESCRIPTION	PART NO.
86 x 86 mm Single-Gang Modular Wallplate, white	MMCWDOUNI030
<b>[A]</b> 86 x 147 mm Double-Gang Modular Wallplate, white	MMCWDOUNI031
<b>[B]</b> 1-Port 86 x 86 mm Flat Shuttered Wallplate, white	MMCWDOUNI070
2-Port 86 x 86 mm Flat Shuttered Wallplate, white	MMCWDOUNI071
12.5 x 50 mm Wallplate Blank, white	MMCWDOUNI052
25 x 50 mm Wallplate Blank, white	MMCWDOUNI042
<b>[C]</b> 50 x 50 mm Wallplate Blank, white	MMCWDOUNI040
<b>[D]</b> 1-Port 25 x 50 mm Flat Shuttered Wallplate Insert, white	MMCWDOUNI062
<b>[E]</b> 1-Port 25 x 50 mm Angled Shuttered Wallplate Insert, white	MMCANG0623
44 mm Deep, single-gang back box, white	MMCSGGB44001
32 mm Deep, single-gang back box, white	MMCSGGB32001
44 mm Deep, double-gang back box, white	MMCDGGB44002
<b>[F]</b> 32 mm Deep, double-gang back box, white	MMCDGGB32002

### BRITISH-STYLE WALLPLATE INSERTS

DESCRIPTION	ANGLED	FLAT
<b>[G]</b> 1-Port 25 x 50 mm Wallplate Insert, white	LI150-AW1	LI150-1W1
1-Port 50 x 50 mm Flat Wallplate Insert, white	—	LI150-2W1
12.5 x 50 mm Flat Blank Wallplate Insert, white	—	LI150-0W0

### 50 X 50 MM FIBER WALLPLATE MODULES (UK, INDIA, MIDDLE EAST, AFRICA)

DESCRIPTION	QUAD	DUPLEX
50 x 50 mm Fiber Wallplate Module, LC multimode, white	FPCANGL4MM3UK	FPCANGLCMM3UK
50 x 50 mm Fiber Wallplate Module, LC single-mode, white	FPCANGL4SM3UK	FPCANGLCSM3UK
50 x 50 mm Fiber Wallplate Module, LC APC single-mode, white	—	FPCANGALSM3UK
50 x 50 mm Fiber Wallplate Module, SC APC single-mode, white	—	FPCANGADSM3UK
50 x 50 mm Fiber Wallplate Module, SC multimode, white	—	FPCANGDCMM3UK
50 x 50 mm Fiber Wallplate Module, SC single-mode, white	—	FPCANGDCSM3UK

Wallplates sold empty. See pages A3-A5, A7, and B51 for QUICKPORT Jacks and Couplers.



## SNAP-IN-JACK MODULES & ANGLED SNAP-IN-JACK MODULES

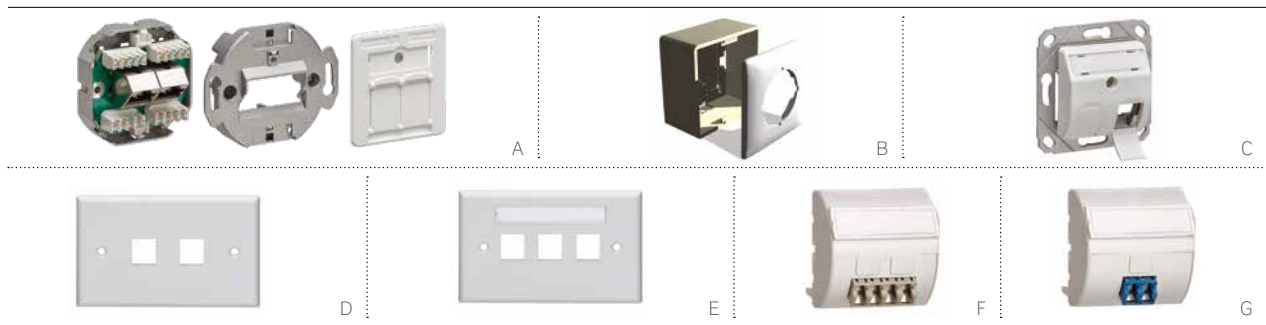
- Single and double modules accept Leviton Snap-In Jacks, and are compatible with Mosaic™-style wallplates with a 45 x 45 mm aperture
- 80 x 80 mm wallplate offered in Mosaic-style with 45 x 45 mm aperture

## FRENCH-STYLE WALLPLATE INSERTS

- Compatible with QUICKPORT™ Jacks
- Includes ID window for port designation
- Spring-loaded shutters protect connector while not in use

SNAP-IN-JACK MODULES & ANGLED SNAP-IN-JACK MODULES (FRANCE, SPAIN, PORTUGAL)		
DESCRIPTION	PART NO.	
<b>[A]</b> 1-Port 45 x 45 mm Flat Shuttered Wallplate Module with ID Window, white	MMCUNILGS45001	
<b>[B]</b> 2-Port 45 x 45 mm Flat Shuttered Wallplate Module with ID Window, white	MMCUNILGD45001	
<b>[C]</b> 1-Port 45 x 45 mm Angled Shuttered Wallplate Module with ID Window, white	MMCANGLGS45002	
<b>[D]</b> 2-Port 45 x 45 mm Flat Shuttered Wallplate Module with ID Window, white	MMCANGLGD45002	
80 x 80 mm Mosaic-Style Wallplate, white	MMCWDOUNI115	
80 x 80 mm Back Box, white	MMCWDOUNI116	
FRENCH-STYLE WALLPLATE INSERTS (MIDDLE EAST)		
1-Port 22.5 x 45 mm Flat Shuttered Wallplate Module with ID Window, white	LI145-1W1	
1-Port 45 x 45 mm Flat Shuttered Wallplate Module with ID Window, white	LI145-2W1	
<b>[E]</b> 2-Port 45 x 45 mm Flat Shuttered Wallplate Module with ID Window, white	LI145-2W2	
French-Style Wallplate Frame (for use with French-style LI145 inserts only), single-gang, white (special order)	LF145-01W	

Wallplates sold empty. See pages A3-A5, A7, and B51 for QUICKPORT Jacks and Couplers.



## GERMAN-STYLE OUTLETS

- Shielded Modules can be flush or wall mounted using the 80 x 80 mm Wallplate and Back Box
- 50 x 50 mm Snap-in-Jack Modules have angled design to reduce bending stresses on cable

## 45 X 45 MM WALLPLATE FIBER MODULES

- For installation poles, wall trunking and back boxes
- Offered in Euro-style (45 x 45 mm) and UK-style (50 x 50 mm, see page C4)
- Available in LC, SC, single-mode, and multimode

## ITALIAN-STYLE WALLPLATES

- 2- and 3-port Italian-style wallplates offered in horizontal alignment
- Compatible with QUICKPORT™ Jacks

### GERMAN-STYLE OUTLETS

DESCRIPTION	IVORY	WHITE
1-Port Cat6Plus Cat 6 Shielded Module	18870NA	18870NB
<b>[A]</b> 2-Port Cat6Plus Cat 6 Shielded Module	18879NA	18879NB
<b>[B]</b> 80 x 80 mm Wallplate and Back Box	07058GE	07058GF
1-Port 50 x 50 mm German-Style Snap-in-Jack Module	—	MMCANGDK1453
<b>[C]</b> 2-Port 50 x 50 mm German-Style Snap-in-Jack Module	—	MMCANGDK2453
3-Port 50 x 50 mm German-Style Snap-in-Jack Module	—	MMCANGDK3453
80 x 80 mm S95 Type Wallplate	—	18985JW

### ITALIAN-STYLE WALLPLATES


DESCRIPTION	PART NO.
<b>[D]</b> 2-Port 70 x 115 mm Italian-Style Horizontal Wallplate, white	41070-2WS
<b>[E]</b> 3-Port 70 x 115 mm Italian-Style Horizontal Wallplate with ID Window, white	42070-3WS

### 45 X 45 MM FIBER WALLPLATE MODULES (FRANCE, SPAIN, PORTUGAL)

DESCRIPTION	QUAD	DUPLEX
45 x 45 mm Fiber Wallplate Module, LC multimode, white	<b>[F]</b> FPCANGL4MM3	FPCANGLCMM3
45 x 45 mm Fiber Wallplate Module, LC single-mode, white	FPCANGL4SM3	<b>[G]</b> FPCANGLCSM3
45 x 45 mm Fiber Wallplate Module, SC multimode, white	—	FPCANGDCMM3
45 x 45 mm Fiber Wallplate Module, SC single-mode, white	—	FPCANGDCSM3

Wallplates sold empty. See pages A3-A5, A7, and B51 for QUICKPORT Jacks and Couplers.

# HOUSINGS & WALLPLATES | QUICKPORT™ Surface-Mount & DIN Rail-Mount Boxes & Universal Module



## QUICKPORT BOXES, MODULES & ACCESSORIES

- Surface-mount boxes and back boxes have breakouts to match common raceway systems and cable entry
- Surface Mount Back Boxes are suitable for Low Voltage Communications and Class 2 or 3 circuits
- One and two-port 41089 and two and four-port 4S089 surface mount boxes have been tested to UL 2043 and are suitable for use in air handling (plenum) spaces per NEC 300-22(b)(c)
- Mount with screws or adhesive mounting tape (both provided), or with magnets or modular furniture brackets (sold separately, see page C17)
- 1- and 2-port 41089 and 4S089 products work with Leviton shielded or UTP Cat 6A jacks and cable to allow proper bend-radius control

## QUICKPORT DIN RAIL-MOUNT BOXES & MODULE

- Provide an ideal network patching location for industrial automation and control panels
- 41089 DIN Rail-Mount Boxes mount to 35 mm symmetrical or 32 mm asymmetrical DIN rails. 42089 Module mounts to 35 mm symmetrical DIN rails
- 41089-ODN accepts one QUICKPORT Decora™ Insert with one, two, three, four, or six ports
- 41089 DIN-Rail Box depth suitable for Cat 5e or Cat 6 applications
- 42089 Module includes grounding spring contact to support shielded applications
- Multiple 42089 modules can be aligned horizontally in a row, and angled jacks facilitate improved cord routing supporting Cat 5e, Cat 6, and Cat 6A UTP or shielded applications

### QUICKPORT SURFACE-MOUNT BOXES


DESCRIPTION	WHITE	IVORY	LIGHT ALMOND	GRAY	BLACK
<b>[A]</b> 12-Port Surface-Mount Box, 193 W x 127 D x 28 H mm	41089-12W	41089-12I	—	—	41089-12E
6-Port Surface-Mount Box, 162 W x 81 D x 27 H mm	41089-6WP	41089-6IP	—	—	41089-6EP
4-Port Surface-Mount Box, 121 W x 81 D x 27 H mm	41089-4WP	41089-4IP	—	41089-4GP	41089-4EP
2-Port Surface-Mount Box, 64 W x 56 D x 27 H mm	41089-2WP	41089-2IP	41089-2TP	41089-2GP	41089-2EP
<b>[B]</b> 1-Port Surface-Mount Box, 36 W x 56 D x 27 H mm	41089-1WP	41089-1IP	—	41089-1GP	41089-1EP
<b>[C]</b> 2-Port Surface-Mount Box, Extended Depth, 63 W x 76 D x 30 H mm	4S089-2WP	4S089-2IP	—	—	—
<b>[D]</b> 4-Port Surface-Mount Box, Extended Depth, 142 W x 132 D x 30 H mm	4S089-4WP	4S089-4IP	—	—	—

### SINGLE- AND DUAL-GANG SURFACE-MOUNT BACK BOXES

<b>[E]</b> Single-Gang Standard Back Box, 75 W x 48 D x 120 H mm	42777-1WA	42777-1IA	—	42777-1GA	42777-1EA
Single-Gang Shallow Back Box, 75 W x 37 D x 120 H mm	42777-1WB	42777-1IB	—	42777-1GB	42777-1EB
Dual-Gang Standard Back Box, 121 W x 48 D x 120 H mm	42777-2WA	42777-2IA	—	—	42777-2EA
Dual-Gang Shallow Back Box, 121 W x 37 D x 120 H mm	42777-2WB	—	—	42777-2GB	—

### QUICKPORT DIN RAIL-MOUNT BOXES & MODULE

<b>[F]</b> DIN Rail-Mount Box, with 6-port QUICKPORT Decora Insert (jacks not included)	—	—	—	—	41089-6DN
DIN Rail-Mount Box, Empty	—	—	—	—	41089-0DN
<b>[G]</b> Universal QUICKPORT DIN Rail Module	—	—	—	42089-1DN	—





### IN-CEILING BRACKET

- Creates a testable permanent link for cabling that terminates above a drop ceiling without a wallplate
- Brackets available individually or with pre-installed multi-function clip that attaches to standard drop wire or rod
- VELCRO® Brand tie-down points accommodate cabling slack loops (sold separately, see pages D10)
- Plenum-rated QUICKPORT one and two-port (41089), and four-port (4S089) surface-mount boxes (sold separately) attach to brackets and are ideal for use in drop ceiling areas

### IN-WALL BRACKET

- Helps create a testable permanent link for cabling that terminates in the wall without using a traditional wallplate
- Provides a stable mounting surface for jacks that is recessed behind the wall surface
- Ideal for Ethernet-enabled devices — such as WAPs, cameras, or clocks — that mount to electrical or low-voltage boxes or directly to the wall
- Available as a set of five brackets, or individually kitted with a single-gang wallplate mounting bracket

### FLOORBOX BRACKETS & LJ6C-STYLE INSERTS

- Floorbox modules and blanks clip into a 1.0-2.0 mm thick plate with a standard 22 x 37 mm floorbox cutout
- Inserts with shutters are compatible with all Leviton QUICKPORT UTP and shielded jacks
- Inserts without shutters are compatible with QUICKPORT fiber shuttered adapters

#### QUICKPORT IN-WALL & IN-CEILING BRACKETS

DESCRIPTION	PART NO.
<b>[A]</b> QUICKPORT In-Ceiling Bracket, includes clip for drop wire/rod mounting	49223-CBC
QUICKPORT In-Ceiling Bracket, no clip	49223-CB0
<b>[B]</b> QUICKPORT In-Wall Brackets (set of 5)	49223-BA5
QUICKPORT In-Wall Bracket Kit, includes bracket and single-gang Wallplate Mounting Bracket	49223-BAK

#### FLOORBOX BRACKETS & MODULES (LJ6C-STYLE)

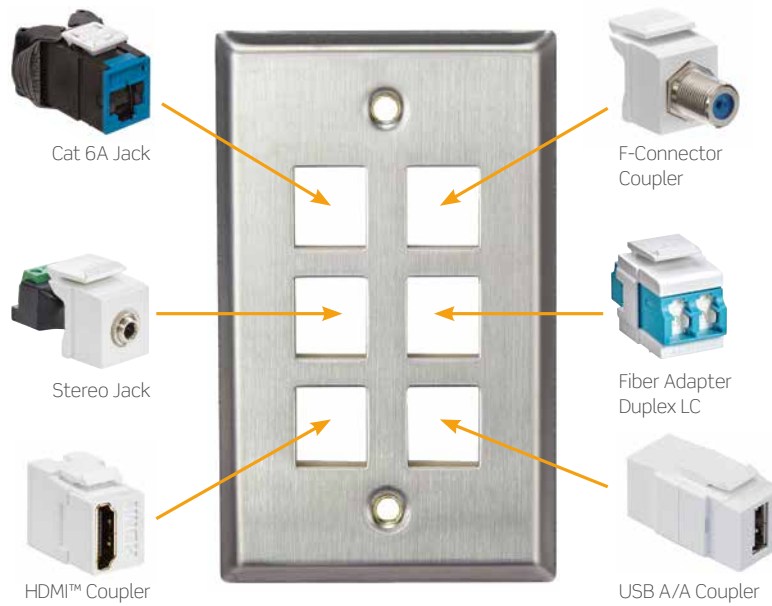
6-Port Floorbox Bracket, white	MMCFBBSIJ645U
<b>[C]</b> 25 x 38 mm Floorbox Blank, white	MMCBLK06C3

#### INSERTS (LJ6C-STYLE)

<b>[D]</b> 1-Port 25 x 38 mm Flat LJ6C Insert, white	LI137-1W1
1-Port 25 x 38 mm Angled LJ6C Insert, white	LI137-AW1
1-Port 25 x 38 mm Flat LJ6C Insert for Fiber Adapters, white	LI137-FFW
<b>[E]</b> 1-Port 25 x 38 mm Angled LJ6C Insert for Fiber Adapters, white	LI137-AFW

## QUICKPORT WALLPLATES

The QUICKPORT System allows you to create the perfect mix of voice, data, video, and audio connections. Category-rated copper, fiber, and AV QUICKPORT Jacks are compatible with any QUICKPORT Wallplate or Insert.




Jacks and Couplers  
(see pages A3-A7, and B51)



QUICKPORT Blank Inserts (see page A7)

# HOUSINGS & WALLPLATES | QUICKPORT™ & QUICKPLATE™ Wallplates > Plastic



## QUICKPORT PLASTIC WALLPLATES

- Compatible with all QUICKPORT Jacks and Couplers
- Manufactured from ABS plastic for superior resistance to impact, chemicals, and solvents, as compared to other plastics
- Fits NEMA openings and accommodates low-voltage box eliminators for a flush mount
- cULus Listed, fire-retardant material rated UL 94V-0
- ID windows aid in port identification

## SINGLE-GANG QUICKPLATE TEMPO WALLPLATES WITH ID WINDOWS

- Patented rear wings tighten wallplate to wallboard, eliminating the need for a box or mounting brackets and creating a fast, one-piece installation
- Wings accommodate wallboard thickness of 5/8 inch or less
- ID windows act as marking template for cutting hole in wallboard
- cULus Listed, fire-retardant plastic rated UL 94V-0

### [A] QUICKPORT SINGLE-GANG WALLPLATES

DESCRIPTION	WHITE	LT. ALMOND	IVORY	GRAY	BLACK	BROWN
6-Port Wallplate	41080-6WP	41080-6TP	41080-6IP	41080-6GP	41080-6EP	41080-6BP
4-Port Wallplate	41080-4WP	41080-4TP	41080-4IP	41080-4GP	41080-4EP	41080-4BP
3-Port Wallplate	41080-3WP	41080-3TP	41080-3IP	41080-3GP	41080-3EP	41080-3BP
2-Port Wallplate	41080-2WP	41080-2TP	41080-2IP	41080-2GP	41080-2EP	41080-2BP
1-Port Wallplate	41080-1WP	41080-1TP	41080-1IP	41080-1GP	41080-1EP	41080-1BP

### [B] QUICKPORT SINGLE-GANG WALLPLATES WITH ID WINDOWS

6-Port Wallplate	42080-6WS	42080-6TS	42080-6IS	42080-6GS	42080-6ES	—
4-Port Wallplate	42080-4WS	42080-4TS	42080-4IS	42080-4GS	42080-4ES	—
3-Port Wallplate	42080-3WS	42080-3TS	42080-3IS	42080-3GS	42080-3ES	—
2-Port Wallplate	42080-2WS	42080-2TS	42080-2IS	42080-2GS	42080-2ES	—
1-Port Wallplate*	42080-1WS	42080-1TS	42080-1IS	42080-1GS	42080-1ES	—

### [C] QUICKPLATE TEMPO SINGLE-GANG WALLPLATES WITH ID WINDOWS

2-Port Wallplate	42090-02W	—	—	—	—	—
4-Port Wallplate	42090-4WS	—	—	—	—	—

### [D] QUICKPORT DUAL-GANG WALLPLATES WITH ID WINDOWS


12-Port Wallplate	42080-12W	42080-12T	42080-12I	42080-12G	42080-12E	—
8-Port Wallplate	42080-8WP	42080-8TP	42080-8IP	42080-8GP	42080-8EP	—
6-Port Wallplate	42080-6WP	42080-6TP	42080-6IP	42080-6GP	42080-6EP	—
4-Port Wallplate	42080-4WP	42080-4TP	42080-4IP	42080-4GP	42080-4EP	—
3-Port Wallplate	42080-3WP	42080-3TP	42080-3IP	42080-3GP	42080-3EP	—
2-Port Wallplate <sup>†</sup>	42080-2WP	42080-2TP	42080-2IP	42080-2GP	42080-2EP	—
1-Port Wallplate <sup>†</sup>	42080-1WP	42080-1TP	42080-1IP	42080-1GP	42080-1EP	—

\* = Single-gang 1-Port Wallplate has only one ID window on top.

† = Dual-gang 1- and 2-Port Wallplates have only two ID windows on top.

Wallplates sold empty. See pages A3-A5, A7, and B51 for QUICKPORT Jacks and Couplers.





## QUICKPORT STAINLESS-STEEL WALLPLATES

- Compatible with all QUICKPORT Jacks and Couplers, including shielded
- Manufactured from 304 stainless steel in a brushed finish to provide corrosion resistance in a non-magnetic material
- Angled wallplate ports facilitate proper front and rear cable-bend radius
- ID window wallplates include slotted mounting holes to help level the plate if the backbox is crooked
- Wall-phone wallplates are available in flush and recessed options to accommodate various phone styles
- cULus Listed

### [A] QUICKPORT SINGLE-GANG STAINLESS-STEEL WALLPLATES

DESCRIPTION	1-PORT	2-PORT	3-PORT	4-PORT	6-PORT
Standard	43080-1S1	43080-1S2	43080-1S3	43080-1S4	43080-1S6
With ID Windows	43080-1L1	43080-1L2	43080-1L3	43080-1L4	43080-1L6

### [B] QUICKPORT DUAL-GANG STAINLESS-STEEL WALLPLATES

DESCRIPTION	2-PORT	4-PORT	6-PORT	8-PORT	12-PORT
Standard	43080-2S2	43080-2S4	43080-2S6	43080-2S8	43080-S12
With ID Windows	—	43080-2L4	—	43080-2L8	—

### QUICKPORT ANGLED STAINLESS-STEEL WALLPLATES WITH ID WINDOWS

DESCRIPTION	2-PORT	4-PORT	8-PORT
Angled Wallplate with ID Windows, single-gang	43081-1L2	43081-1L4	—
[C] Angled Wallplate with ID Windows, dual-gang	—	43081-2L4	43081-2L8

### QUICKPORT STAINLESS-STEEL WALL-PHONE WALLPLATES

[D] Stainless-Steel Wall-Phone Wallplate	—	—	4108W-0SP
[E] Stainless-Steel Wall-Phone Wallplate, recessed	—	—	4108W-1SP

### LABELS

Label Kit for QUICKPORT Stainless-Steel Wallplates*	—	—	43080-IDW
Pre-printed Port Labels, black ink, 10 sheets per package	—	—	41080-LEB

### IDENTIFICATION WINDOW COVERS (Used when a label is not required)


ID Window Cover for Plastic QUICKPORT Wallplates and QUICKPLATE™ Tempo	—	—	42080-SCx
ID Window Cover for QUICKPORT Stainless-Steel and Angled Wallplates	—	—	42081-IDx°

\* = Also applicable to ID window wallplates on page C6. See page A30 for Work Area Labeling Solutions.

x = Colors: White (W), Ivory (I), Light Almond (T), Gray (G), Black (E).

° = Not available in gray.

Dimensions can be found at [Leviton.com](http://Leviton.com)  
 Wallplates sold empty. See pages A3-A5, B47, and E8 for QUICKPORT Jacks and Couplers.



**QUICKPORT ANGLED, MIDWAY, LARGE JACK WALLPLATES**

- Angled and large jack wallplates are made from high-quality ABS plastic, which provides superior resistance to impacts, chemicals, and solvents as compared to other plastics
- Angled wallplates facilitate optimal cable management and ensure proper bend radius in front and back of connector
- Midway wallplates are durable nylon with a smooth finish and help hide irregular drywall cuts or flaws around outlets
- Large jack wallplates feature increased vertical spacing between ports
- cULus Listed, fire-retardant material rated UL 94V-0

**QUICKPORT ANGLED SINGLE-GANG WALLPLATES**


DESCRIPTION	WHITE	LT. ALMOND	IVORY	BLACK	BROWN
4-Port Wallplate	41081-4WP	41081-4TP	41081-4IP	—	—
<b>[A]</b> 2-Port Wallplate	41081-2WP	41081-2TP	41081-2IP	—	—
4-Port Wallplate, with ID windows	42081-4WS	42081-4TS	42081-4IS	42081-4ES	—
2-Port Wallplate, with ID windows	42081-2WS	42081-2TS	42081-2IS	—	—
1-Port Wallplate, with ID windows	42081-1WS	42081-1TS	42081-1IS	—	—


**QUICKPORT MIDWAY SINGLE-GANG WALLPLATES**

6-Port Wallplate	41091-6WN	41091-6TN	41091-6IN	—	41091-6BN
<b>[B]</b> 4-Port Wallplate	41091-4WN	41091-4TN	41091-4IN	—	41091-4BN
3-Port Wallplate	41091-3WN	41091-3TN	41091-3IN	—	41091-3BN
2-Port Wallplate	41091-2WN	41091-2TN	41091-2IN	—	41091-2BN
1-Port Wallplate	41091-1WN	41091-1TN	41091-1IN	—	41091-1BN

**[C] QUICKPORT SINGLE-GANG WALLPLATES FOR LARGE JACKS**

4-Port Wallplate	41080-4WL	41080-4TL	41080-4IL	—	—
2-Port Wallplate	41080-2WL	41080-2TL	41080-2IL	—	—
4-Port Wallplate, with ID windows	42080-4WL	42080-4TL	42080-4IL	—	—
2-Port Wallplate, with ID windows	42080-2WL	42080-2TL	42080-2IL	—	—





## QUICKPORT DECORA & DUPLEX INSERTS

- Combine voice, data, and AV couplers and jacks in popular Decora wallplate formats
- Compatible with all QUICKPORT Jacks and Couplers
- Compatible with Decora Plus screwless wallplates when used with standard NEMA back boxes and electrical boxes that sit flush or are slightly recessed in the wall (not compatible with Decora Plus wallplates when used with low-voltage box eliminators)
- Passthrough brush insert provides a clean, professional appearance when cables need to pass through a wall opening




Inserts fit Decora Wallplates found on page C15.


## QUICKPORT DECORA MULTIMEDIA INSERTS

DESCRIPTION	WHITE	LT. ALMOND	IVORY	GRAY	BLACK	BROWN
<b>[A]</b> 6-Port Insert	41646-00W	41646-00T	41646-00I	41646-0GY	41646-00E	41646-00B
<b>[B]</b> 4-Port Insert	41644-00W	41644-00T	41644-00I	41644-0GY	41644-00E	41644-00B
<b>[C]</b> 3-Port Insert	41643-00W	41643-00T	41643-00I	41643-0GY	41643-00E	41643-00B
<b>[D]</b> 2-Port Insert	41642-00W	41642-00T	41642-00I	41642-0GY	41642-00E	41642-00B
<b>[E]</b> 1-Port Insert	41641-00W	41641-00T	41641-00I	41641-0GY	41641-00E	41641-00B
Blank Insert	80414-02W	80414-00T	80414-00I	80414-0GY	80414-00E	80414-000
<b>[F]</b> Brush Insert, passthrough	41075-DBW*	—	—	—	41075-DBE*	—
DESCRIPTION ANTIMICROBIAL DECORA INSERTS	1 PORT		2 PORTS	3 PORTS	4 PORTS	6 PORTS
QUICKPORT Antimicrobial Treated Decora Inserts	41641-0AW		41642-0AW	41643-0AW	41644-0AW	41646-0AW

\* = Brush color is white for 41075-DBW and black for 41075-DBE, only brush is visible when installed.



See page A36 for Work Area Labeling Solutions.  
Wallplates sold empty. See pages A3-A7, and B51 for QUICKPORT Jacks and Couplers.



## DECORA TELEPHONE & VIDEO WALLPLATES

- 6P4C models feature lead-frame design for improved reliability and simple installation
- Decora inserts are compatible with Decora wallplates
- Decora Kits include a one- or two-port QUICKPORT™ Decora insert and snap-in 6P6C telephone jack or F-connector QUICKPORT Couplers
- Inserts, assemblies, and kits are cULus Listed and manufactured from UL 94V-0 material



Inserts fit Decora Wallplates found on page C15.

### DECORA STANDARD TELEPHONE & VIDEO WALLPLATE ASSEMBLIES (WALLPLATE INCLUDED)

DESCRIPTION	WHITE	LT. ALMOND	IVORY	GRAY	BLACK	BROWN
<b>[A]</b> Wall Jack, 6P4C + 6P4C	40144-00W	—	—	—	—	—
<b>[B]</b> Wall Jack, 6P4C + F-connector	40159-00W	—	—	—	—	—

### DECORA TELEPHONE & VIDEO INSERTS (WALLPLATE NOT INCLUDED)

<b>[C]</b> Wall Jack, 6P4C	40649-00W	40649-00T	40649-00I	40649-0GY	40649-00E	40649-000
<b>[D]</b> Wall Jack, 6P4C + F-connector	40659-00W	—	—	—	—	—
<b>[E]</b> Wall Jack, F-connector	40681-00W	40681-00T	40681-00I	40681-0GY	—	40681-00B
<b>[F]</b> Wall Jack, F-connector + F-connector	40682-00W	—	—	—	—	—

### DECORA TELEPHONE & VIDEO INSERT KITS (WALLPLATE NOT INCLUDED)

Wall Jack, 6P6C (QUICKPORT insert with snap-in jack)	41638-00W	—	—	—	—	—
Wall Jack, 6P6C + F-connector (QUICKPORT insert with snap-in jack and snap-in F-connector )	41658-00W	—	41658-00I	—	—	—

# HOUSINGS & WALLPLATES | Decora™ Single-Gang & Dual-Gang Wallplates




## DECORA WALLPLATES

- Accept a variety of inserts for voice, data, and video applications
- Smooth face and rounded edges resist dust accumulation
- Accent any wall covering with wide selection of colors

Additional configurations available; contact Customer Service or visit [Leviton.com](http://Leviton.com) for more information.


DECORA SINGLE-GANG WALLPLATES							
DESCRIPTION	WHITE	LT. ALMOND	IVORY	GRAY	BLACK	BROWN	STAINLESS
<b>[A]</b> Decora, standard size, urea	80401-00W	80401-00T	80401-00I	80401-0GY	80401-00E	80401-000	—
Decora, standard size, nylon	80401-0NW	80401-0NT	80401-0NI	80401-0NGY	80401-0NE	80401-00N	—
<b>[B]</b> Decora, standard size, stainless	—	—	—	—	—	—	84401-040
<b>[C]</b> Decora, midway size, urea	80601-00W	80601-00T	80601-00I	—	—	80601-000	—
Decora, midway size, nylon	0PJ26-00W	0PJ26-00T	0PJ26-00I	0PJ26-0GY	0PJ26-00E	0PJ26-000	—
DECORA DUAL-GANG WALLPLATES							
<b>[D]</b> Decora, standard size, urea	80409-00W	80409-00T	80409-00I	80409-0GY	80409-00E	80409-000	—
Decora, standard size, nylon	80409-0NW	80409-0NT	80409-0NI	80409-0NGY	80409-0NE	80409-00N	—
<b>[E]</b> Decora, standard size, stainless	—	—	—	—	—	—	84409-040
<b>[F]</b> Decora, midway size, urea	80609-00W	80609-00T	80609-00I	—	—	80609-000	—
Decora, midway size, nylon	PJ262-00W	PJ262-00T	PJ262-00I	PJ262-0GY	PJ262-00E	PJ262-000	—



# HOUSINGS & WALLPLATES | Renu™ Wallplates & Inserts



Mix and match for an upscale finish to your project.




Renu Wallplates snap on and off Renu Inserts quickly and easily with no tools, simplifying installation and ongoing maintenance. They are ideal for boardrooms, executive offices, and other applications requiring a high-end finish.

## RENU WALLPLATES AND INSERTS

- Renu wallplates easily snap onto any Renu insert or device
- Inserts accept all QUICKPORT™ Jacks and Couplers
- Slightly larger size hides wall imperfections
- Tongue-and-groove design simplifies alignment in multi-gang installations
- Adapter ring allows use of Decora™ device with Renu wallplates
- Inserts are available in three standard colors to coordinate with the commercial-grade QUICKPORT line (White on White, Navajo Sand, Onyx Black)
- Additional wallplate colors available; visit [Leviton.com/renu](http://Leviton.com/renu)
- cULus Listed
- One-year limited warranty

### RENU WALLPLATES & INSERTS

DESCRIPTION	WHITE ON WHITE	NAVAJO SAND	ONYX BLACK	STAINLESS APPEARANCE
<b>[A]</b> Snap-In Blank Module	RE640-BWW	RE640-NSB	RE640-OB	—
Four-Gang Wallplate	REWP4-0WW	REWP4-ONS	REWP4-0OB	—
<b>[B]</b> Three-Gang Wallplate	REWP3-0WW	REWP3-ONS	REWP3-0OB	—
<b>[C]</b> Dual-Gang Wallplate	REWP2-0WW	REWP2-ONS	REWP2-0OB	REWM2-ST
<b>[D]</b> Single-Gang Wallplate	REWP1-0WW	REWP1-ONS	REWP1-0OB	REWM1-ST
<b>[E]</b> 6-Port Insert	RE640-WW6	RE640-NS6	RE640-OB6	—
<b>[F]</b> 4-Port Insert	RE640-WW4	RE640-NS4	RE640-OB4	—
<b>[G]</b> 3-Port Insert	RE640-WW3	RE640-NS3	RE640-OB3	—
<b>[H]</b> 2-Port Insert	RE640-WW2	RE640-NS2	RE640-OB2	—
<b>[I]</b> 1-Port Insert	RE640-WW1	RE640-NS1	RE640-OB1	—
Adapter Ring for Decora	REA00-0WW	REA00-0NS	REA00-0OB	—



# HOUSINGS & WALLPLATES | QUICKPORT™ Modular Furniture Products



A



B-D



E



F

## QUICKPORT MODULAR FURNITURE PRODUCTS

- Simple snap-in installation and attractive streamlined appearance
- Furniture wallplates accept QUICKPORT Jacks and Couplers and snap easily and snugly into standard modular furniture
- Modular Furniture Brackets facilitate installation of Leviton surface-mount boxes or wallplates with back boxes

### MAGNETS AND MODULAR FURNITURE BRACKETS (For use with Surface Mount Housings and Back Boxes shown on page C7)

#### DESCRIPTION

(Use one magnet for 2-port surface-mount housing. Use two magnets for 4-, 6-, 12-port, and MOS surface-mount housing and single- and dual-gang surface-mount back boxes.)

#### PART NO.

**[A]** Set of 4 Magnets 41030-SMJ

### MODULAR FURNITURE BRACKETS (For use with Surface Mount Housings and Back Boxes shown on page C7)

**[B]** Steelcase Series 9000®, Haworth®, Knoll®, Allsteel®, Westinghouse®, and Teknion® 49222-BLK

**[C]** Herman Miller Ethospace® and Steelcase Avenir 49222-ESP

**[D]** Herman Miller Action Office® 49222-HAO

### QUICKPORT MODULAR FURNITURE WALLPLATES

DESCRIPTION	WHITE	IVORY	GRAY	BLACK
2-Port Standard Depth*	49910-SW2	49910-SI2	49910-SG2	49910-SE2
<b>[E]</b> 4-Port Standard Depth with 1 QUICKPORT Blank*	49910-SW4	49910-SI4	49910-SG4	49910-SE4
4-Port Extended Depth with 1 QUICKPORT Blank*	49910-EW4	49910-EI4	49910-EG4	49910-EE4
2-Port Herman Miller†	49910-HW2	49910-HI2	49910-HG2	49910-HE2
<b>[F]</b> 4-Port Herman Miller with 1 QUICKPORT Blank†	49910-HW4	49910-HI4	49910-HG4	49910-HE4
4-Port Universal Angled Furniture Plate^	—	—	—	49910-UE4

\* = Fits openings of approximately 1.38" x 2.65" to 2.75".

† = Fits openings of approximately 1.88" x 2.98".

^ = Fits openings of 1.30" to 1.88" x 2.63" to 2.98".



White



Light Almond



Ivory



Gray



Black




Brown



Stainless

Standard- and extended-depth wallplates are compatible with 1.88" x 2.98" Herman Miller furniture openings when used with Herman Miller G1189A Reducer, available from Herman Miller dealers.



## DURAPORT INDUSTRIAL JACK HOUSING

- Twist-lock mating allows for easy installation and provides a robust seal
- Compatible with all QUICKPORT™ Jacks and Couplers
- Captive cap with retainer protects and seals unused ports
- Patch cords and QUICKPORT Jacks are sold separately

## DURAPORT INDUSTRIAL STAINLESS-STEEL WALLPLATE

- Patented overmolded gasket on wallplates provides a watertight fit
- Safeguards network in severe conditions and resists moisture, dust, corrosion, acids, oils, and vibration
- Compatible with standard NEMA boxes
- Compatible with Leviton heavy duty Weatherproof Boxes, available in single-gang (1GM53, 1GM73) and two-gang (2GM53, 2GM55, 2GM73, 2GM75) configurations

## DURAPORT INDUSTRIAL OUTLET KIT

- DURAPORT components assembled for added convenience
- Kit includes DURAPORT housing, cap, and stainless-steel wallplate

## DURAPORT INDUSTRIAL PATCH CORDS

- Available in UTP Cat 6 and S/FUTP Cat 6A constructions with CMX outdoor rated jacket
- Provide robust protection from sunlight, moisture, abrasion, and oil exposure

## IP67-RATED INGRESS PROTECTION

- IP ratings are based on International Standard IEC 60529
- All DURAPORT products are IP67 rated as highlighted in the charts below

PROTECTION AGAINST SOLID OBJECTS	PROTECTION AGAINST WATER
<b>0</b> None	<b>0</b> None
<b>1</b> Solid objects larger than 50 mm	<b>1</b> Vertically falling water drops
<b>2</b> Solid objects larger than 12.5 mm	<b>2</b> Vertically falling water drops (up to 15° angle)
<b>3</b> Solid objects larger than 2.5 mm	<b>3</b> Spraying water
<b>4</b> Solid objects larger than 1.0 mm	<b>4</b> Splashing water
<b>5</b> Dust	<b>5</b> Water jets
<b>6</b> <b>Dust tight</b>	<b>6</b> Powerful water jets
	<b>7</b> <b>Temporary immersion in water</b>
	<b>8</b> Continuous immersion in water

DURAPORT INDUSTRIAL JACK HOUSINGS				
DESCRIPTION	PART NO.			
<b>[A]</b> Housing with Cap (jack sold separately)	D6700-00E			
Replacement Cap (housing not included)	D6701-00E			
DURAPORT INDUSTRIAL STAINLESS-STEEL WALLPLATES				
DESCRIPTION	1-PORT SINGLE GANG	2-PORT SINGLE GANG	2-PORT DUAL GANG	4-PORT DUAL GANG
Industrial Wallplate, stainless steel, 1-port, single-gang	<b>[B]</b> D6710-1S1	D6710-1S2	<b>[C]</b> D6710-2S2	D6710-2S4
DURAPORT INDUSTRIAL PATCH CORDS, CAT 6				
<b>[D]</b> DURAPORT Plug to DURAPORT Plug, black	D6720-xxE			
<b>[E]</b> DURAPORT Plug to RJ-45 Plug, black	D6721-xxE			
DURAPORT INDUSTRIAL PATCH CORDS, CAT 6A SHIELDED*				
DURAPORT Plug to DURAPORT Plug	D6722-xxE			
DURAPORT Plug to RJ-45 Plug	D6723-xxE			
DURAPORT INDUSTRIAL OUTLET KITS				
DESCRIPTION	1-PORT SINGLE GANG	2-PORT SINGLE GANG	2-PORT DUAL GANG	4-PORT DUAL GANG
Industrial Outlet Kit, stainless steel	D670K-1S1	<b>[F]</b> D670K-1S2	D670K-2S2	D670K-2S4

xx = Length in ft. 03, 05, 07, 10, 15, 20, 50

\* = Cat 6A also available in 35 ft. Length: 35

# HOUSINGS & WALLPLATES | Telephone & Video Wallplates




## TELEPHONE & VIDEO WALLPLATES

- Provide quick at-the-wall connections for RJ-11 telephone and F-connection video applications
- High-quality ABS plastic or nylon, which provides superior resistance to impacts, chemicals, and solvents as compared to other plastics
- Midway size wallplates hide irregular drywall cuts
- cULus Listed, fire-retardant material rated UL 94V-0

## TELEPHONE WALL-PHONE JACKS

- Screw terminal or quick-connect termination options
- Quick-connect products include plastic punchdown tool

STANDARD TELEPHONE & VIDEO WALLPLATES				
DESCRIPTION	WHITE	LT. ALMOND	IVORY	BROWN
<b>[A]</b> Wall Jack, 6P4C	40249-00W	40249-00T	40249-00I	—
<b>[B]</b> Wall Jack, 6P4C + 6P4C	40244-00W	40244-00T	40244-00I	—
<b>[C]</b> Wall Jack, 6P4C + F-connector	40259-00W	40259-00T	40259-00I	—
<b>[D]</b> Wall Jack, F-connector, nylon	80781-00W	80781-00T	80781-00I	—
<b>[E]</b> Wall Jack, F-connector + F-connector	80782-00W	80782-00T	80782-00I	—
Wall Jack, 6P6C	40238-00W	—	—	—
Wall Jack, 6P6C + F-connector	40258-00W	—	—	—
MIDWAY TELEPHONE & VIDEO WALLPLATES (NYLON)				
<b>[F]</b> Wall Jack, 6P4C	40539-PMW	40539-PMT	40539-PMI	40539-PMB
<b>[G]</b> Wall Jack, 6P4C + F-connector	40539-CMW	40539-CMT	40539-CMI	40539-CMB
<b>[H]</b> Wall Jack, F-connector	40539-OMW	40539-OMT	40539-OMI	40539-OMB
WALL-PHONE JACK WALLPLATES - 110-STYLE				
DESCRIPTION	WHITE	LT. ALMOND	IVORY	STAINLESS
<b>[I]</b> Wall-Phone Jack, 6P4C quick-connect, plastic with metal base	40253-00W	40253-00T	40253-00I	—
<b>[J]</b> Wall-Phone Jack, 6P4C quick-connect, stainless with metal base	—	—	—	40223-00S
WALL-PHONE JACK WALLPLATES - SCREW TERMINAL				
<b>[K]</b> Wall-Phone Jack, 6P4C screw terminal, plastic with metal base	40257-00W	—	40257-00I	—
<b>[L]</b> Wall-Phone Jack, 6P4C screw terminal, plastic with plastic base	40214-00W	40214-00T	40214-00I	—
Wall-Phone Jack, 6P6C screw terminal, stainless with metal base	—	—	—	40226-00S



## ROUND TELEPHONE INSERTS & SURFACE-MOUNT BOXES

- Round inserts available with screw terminal or 110-style termination
- See page C14 for wallplates with round openings
- Surface-mount boxes feature 4-, 6-, and 8-conductor screw terminal connections
- Shorting bar option for use with monitored home security systems

## QUICKPORT™ FLOOR BOX ASSEMBLIES

- Combine voice, data, and AV couplers and jacks in convenient in-floor locations
- Floor box assemblies are sold as complete kits only; floor box not included
- Inserts and connectors are ivory

### ROUND TELEPHONE INSERTS


DESCRIPTION	WHITE	LT. ALMOND	IVORY
<b>[A]</b> Round Insert, 6P4C, 110 termination	—	—	41054-IDD
<b>[B]</b> Round Insert, 6P4C, screw terminal	—	—	40201-00I

### SURFACE-MOUNT TELEPHONE BOXES

Surface-Mount Box, 6P4C, screw terminal	4625A-24W	—	4625A-24I
Surface-Mount Box, 6P6C, screw terminal	4625A-26W	—	4625A-26I
<b>[C]</b> Surface-Mount Box, 8P8C, screw terminal	40278-00W	—	40278-00I
Surface-Mount Box, 8P8C with shorting bar, screw terminal, RJ-31X	—	40278-SBT	40278-SBI

### QUICKPORT FLOOR BOX ASSEMBLY WITH INSERT, BRASS PLATE & SCREW CAP

DESCRIPTION	PART NO.
Floor Box Assembly, one F-connector coupler, one blank module	41650-00F
Floor Box Assembly, one 6P6C jack, one blank module	41650-006
Floor Box Assembly, two port, includes one blank module	41652-000
<b>[D]</b> Floor Box Assembly, two 6P6C jacks	41652-006
Floor Box Assembly, one 6P6C jacks, one F-connector coupler	41652-06F
Replacement Floor Box Assembly Cap (use with 4165x plates)	05249-CAP



# HOUSINGS & WALLPLATES | Multimedia Outlet System (MOS)



## MULTIMEDIA OUTLET SYSTEM (MOS) BOX AND WALLPLATE HOUSINGS

- MOS Surface-Mount Housings accept AV, copper, and fiber MOS modules
- Front-load installation ensures simple moves, adds, and changes
- Surface-Mount Box accepts 3 modules (1 unit high only)
- Wallplates accept 3-units-high per gang
- Surface-Mount Housing accepts one 1-unit-high module and is suitable for use in air handling (plenum) spaces

MULTIMEDIA OUTLET SYSTEM (MOS) SURFACE-MOUNT BOX AND WALLPLATE HOUSINGS						
DESCRIPTION	WHITE	LT. ALMOND	IVORY	GRAY	BLACK	STAINLESS
[A] Single-Gang Wallplate	41290-SMW	41290-SMT	41290-SMI	41290-SMG	41290-SME	41290-SMS
[B] Dual-Gang Wallplate	41290-DMW	41290-DMT	—	—	—	41290-DMS
[C] Three-Gang Wallplate	—	—	—	—	—	41290-TMS
[D] Surface-Mount Box, 3-unit with fiber storage*	41296-MMW	—	41296-MMI	—	41296-MME	—
[E] Surface-Mount Housing, holds one 1-unit-high module	4M089-1WM	4M089-1IM	4M089-1TM	4M089-1GM	4M089-1EM	—
[F] Dual-gang Fiber Storage/Spacer Ring	41290-DRW	—	41290-DRI	41290-DRG	41290-DRE	—
[G] Decora™ Insert, holds one 1-unit-high module	41649-00W	—	—	—	41649-00E	—

\* = Surface-Mount Box is not compatible with 41295-Vxx, and 41295-HDx.



## MULTIMEDIA OUTLET SYSTEM (MOS) AV CONNECTOR MODULES

- VGA, RCA, and HDMI® options in 1-unit-high MOS modules
- speakON® and XLR Jacks install in 1.5-unit-high MOS passthrough module (41297-2PX)

MULTIMEDIA OUTLET SYSTEM (MOS) AV CONNECTOR MODULES (All modules are 1 unit high unless noted otherwise)						
DESCRIPTION	WHITE	LT. ALMOND	IVORY	GRAY	BLACK	
[H] VGA PC Module, 110-style termination <sup>^</sup>	41295-VPW	41295-VPT	41295-VPI	41295-VPG	—	
[I] VGA Monitor Module, 110-style termination <sup>^</sup>	41295-VMW	41295-VMT	41295-VMI	41295-VMG	—	
[J] VGA/HD15 Module, screw terminal	41295-HDW	—	41295-HDI	—	—	
[K] VGA/HD15 Module, coupler	41293-HDW	41293-HDT	41293-HDI	41293-HDG	41293-HDE	
VGA/HD15 Module, empty	41291-DBW	—	—	41291-DBG	—	
[L] 3-Port RCA Module (red, black, yellow), coupler	41292-3RW	41292-3RT	—	—	41292-3RE	
[M] 3-Port RCA Module (red, green, blue), coupler	41292-3DW	41292-3DT	—	—	41292-3DE	
[N] HDMI Module, coupler	41290-HDW	41290-HDT	41290-HDI	41290-HDG	41290-HDE	
[O] speakON Jack, 4-pole, screw terminal*	—	—	—	—	41297-SP4	
[P] XLR Jack, 3-pole, screw terminal*	—	—	—	—	41297-XL3	

<sup>^</sup> = 110-Style VGA modules require both PC and Monitor modules used in pairs to operate. This applies to H and I only.  
 \* = 1.5 units high. speakON® and XLR Jacks must be installed in 1.5 unit high MOS Passthrough Module (41297-2Px).

# HOUSINGS & WALLPLATES | Multimedia Outlet System (MOS)




## MULTIMEDIA OUTLET SYSTEM FIBER MODULES


- Duplex SC and ST single-mode and multimode options
- Modules available in 1, 1.5, 2, and 3 units high

MOS FIBER MODULES					
DESCRIPTION	WHITE	IVORY	GRAY	BLACK	
<b>[A]</b> 1 Duplex SC, zirconia ceramic, SM/MM, blue, (1 unit high)	41291-2CW	41291-2CI	—	41291-2CE	
<b>[B]</b> 1 Duplex SC, zirconia ceramic, SM/MM, blue, 45° exit (1.5 units high)*	41294-2CW	41294-2CI	41294-2CG	41294-2CE	
<b>[C]</b> 1 Duplex SC, zirconia ceramic, SM/MM, blue, 45° exit (2 units high)*	41292-2CW	41292-2CI	41292-2CG	41292-2CE	
<b>[D]</b> 2 Duplex SC, zirconia ceramic, SM/MM, blue, 45° exit (3 units high)*	41293-4CW	41293-4CI	41293-4CG	—	
1 Duplex ST, zirconia ceramic, SM, (1 unit high)	41291-ZTW	41291-ZTI	—	41291-ZTE	
<b>[E]</b> 1 Duplex ST, phosphor bronze, MM, (1 unit high)	41291-2TW	—	—	41291-2TE	

\* = Angled fiber connectors must be installed in lower 2RU of MOS wallplates



For multimode SC adapters in beige, blue, or aqua housing, contact Customer Service.



## MULTIMEDIA OUTLET SYSTEM ADAPTERS & BLANK MODULES

- QUICKPORT™ modules allow for a combination of QUICKPORT category-rated jacks and AV or fiber adapters
- Blank modules create a finished look when building extra capacity for future growth
- Passthrough module accepts speakON® (41297-SP4) and XLR Jacks (41297-XL3)

MOS ADAPTERS & BLANK MODULES					
DESCRIPTION	WHITE	LT. ALMOND	IVORY	GRAY	BLACK
<b>[F]</b> 1-Port QUICKPORT Module (1 unit high)	41291-1MW	41291-1MT	41291-1MI	41291-1MG	41291-1ME
<b>[G]</b> 2-Port QUICKPORT Module (1 unit high)	41291-2QW	41291-2QT	41291-2QI	41291-2QG	41291-2QE
<b>[H]</b> 2-Port 45° Exit Angled QUICKPORT Module (1.5 units high)	41294-2QW	41294-2QT	41294-2QI	41294-2QG	41294-2QE
<b>[I]</b> Passthrough Module (1.5 units high)	41297-2PW	41297-2PT	41297-2PI	41297-2PG	41297-2PE
<b>[J]</b> Blank Module (0.5 unit high)	41295-5BW	41295-5BT	41295-5BI	41295-5BG	41295-5BE
<b>[K]</b> Blank Module (1 unit high)	41291-1BW	41291-1BT	41291-1BI	41291-1BG	41291-1BE
<b>[L]</b> Blank Module (1.5 units high)	41294-2BW	—	—	—	41294-2BE
<b>[M]</b> Blank Module (2 units high)	41292-2BW	—	—	—	41292-2BE



# CABLE MANAGEMENT



---

## SECTION D CONTENTS

- D3** VERSI-DUCT™ Cable Management System
- D5** VERSI-DUCT Cable Vertical and Horizontal Management
- D7** Horizontal Cable Managers
- D8** Rear Cable Managers, Blanks & Transitional Covers
- D9** Rings & Brackets
- D10** VELCRO® Brand Fasteners & Storage Rings
- D11** Zone Enclosures & Accessories

For information on which products may not be available in your region, please contact your local customer service representative for details.

# CABLE MANAGEMENT | VERSI-DUCT™ Cable Management System



VERSI-DUCT

CABLE MANAGEMENT

## VERSI-DUCT CABLE MANAGEMENT SYSTEM

- Innovative system for copper and fiber installations fits on any standard equipment rack
- Available accessories enable a wide range of configurations

## VERSI-DUCT 8" CHANNEL CABLE MANAGEMENT

- Ideal for today's large-scale deployments and Cat 6A installations with typical larger-diameter cable
- 80-inch channel ships in two 40-inch pieces for easier handling and installation
- Channels available with standard black cover
- Designer cover (gray) available as an accessory
- Channels include mounting bracket kit and two covers, one slack-loop organizer, and one cable retainer, per 80-inch side (front or front/rear)
- Covers feature integrated dual-hinge for easy accessibility
- Channels can be side- or center-mounted for better space utilization
- Large finger-passthrough space aligns with rack units



VERSI-DUCT 8" CHANNEL VERTICAL CABLE MANAGEMENT & ACCESSORIES		
DESCRIPTION	FRONT ONLY	FRONT & REAR
Vertical 80" Length, 8" W x 8" D channel, standard black cover, hinged	<b>[A]</b> 8980L-VFO*	<b>[B]</b> 8980L-VFR
Vertical 40" Cover, 8" W, black (set of 4)	—	8940L-SRC
Vertical 40" Designer Cover, 8" W, gray (set of 2)	—	89265-8DC
Vertical Center Mounting Bracket, 8" W channel (bag of 4)	—	89265-BKT
Vertical Cable Retainer, 8" W channel (bag of 6)	—	<b>[C]</b> 89265-WR1
Vertical Slack Loop Organizer, 8" W channel (package of 2)	—	<b>[D]</b> 89265-SL1

\* = Rear retrofit not available.

## 8" VERSI-DUCT CAPACITY CHART

Use the table below to determine the maximum recommended cable capacity for common cable/cord diameters. For patch cords (front channel), plan for an initial fill not to exceed 25% and a maximum practical fill not to exceed 30%. For cable (rear channel), plan for an initial fill of 25% not to exceed 35%. Cable/cord bundling straps, retainers, and slack organizers used within the channel sections will reduce available fill capacity. For details on Maximum Cable Fill Ratios in Leviton Cable Managers, review our Application Note posted at [Leviton.com/Versiduct](http://Leviton.com/Versiduct).

CHANNEL CROSS-SECTIONAL AREA			REAR-CHANNEL, COMMON CABLE OUTER DIAMETERS 25% INITIAL FILL				
FEATURE	USABLE DEPTH W x D (MM)	AREA (MM <sup>2</sup> )	7.2 MM	7.0 MM	6.7 MM	6.15 MM	5.8 MM
8" Channel	200 x 175	35,000	214	227	248	295	331
Finger Spacing*	25.4 x 139.7	3,548	21	23	25	29	33

CHANNEL CROSS-SECTIONAL AREA			REAR-CHANNEL, COMMON CABLE OUTER DIAMETERS 35% PRACTICAL MAXIMUM FILL				
FEATURE	USABLE DEPTH W x D (MM)	AREA (MM <sup>2</sup> )	7.2 MM	7.0 MM	6.7 MM	6.15 MM	5.8 MM
8" Channel	200 x 175	35,000	300	318	347	413	463
Finger Spacing*	25.4 x 139.7	3,548	30	32	35	41	46

\* Finger spacing may be expanded, fingers are designed to break off to accommodate larger bundles as needed. Note, the "hinge" fingers are not designed to break off.


CHANNEL CROSS-SECTIONAL AREA			FRONT-CHANNEL, COMMON CORD OUTER DIAMETERS 25% INITIAL FILL			
FEATURE	USABLE DEPTH W x D (MM)	AREA (MM <sup>2</sup> )	6.0 MM	5.6 MM	4.7 MM	3.8 MM
8" Channel	200 x 175	35,000	309	358	505	774
Finger Spacing*	25.4 x 139.7	3,548	31	36	51	78
Round Feed-Through	75 dia.	4,516	39	46	65	99
Oval Feed-Through	N/A	7,903	69	80	114	174

CHANNEL CROSS-SECTIONAL AREA			FRONT-CHANNEL, COMMON CORD OUTER DIAMETERS 30% PRACTICAL MAXIMUM FILL			
FEATURE	USABLE DEPTH W x D (MM)	AREA (MM <sup>2</sup> )	6.0 MM	5.6 MM	4.7 MM	3.8 MM
8" Channel	200 x 175	35,000	370	430	606	929
Finger Spacing*	25.4 x 139.7	3,548	37	43	61	93
Round Feed-Through	75 dia.	4,516	47	55	78	119
Oval Feed-Through	120 x 66	7,903	83	96	136	209

\* Finger spacing may be expanded, fingers are designed to break off to accommodate larger bundles as needed. Note, the "hinge" fingers are not designed to break off.

# CABLE MANAGEMENT | VERSI-DUCT™ Vertical & Horizontal Management



## VERSI-DUCT 5" CHANNEL CABLE MANAGEMENT

- 80-inch channel ships in two 40-inch pieces for easier handling and installation
- Interlocking tabs maintain flush channel alignment
- Finger spacing aligns with rack units

## VERSI-DUCT HORIZONTAL CABLE MANAGEMENT

- Fits all standard 19-inch racks
- Includes bend-radius-compliant clips
- Finger spacing aligns with patch panel port openings to better manage patch cords



Mount the Slack Loop Organizer on the duct fingers to manage excess cables.

### VERSI-DUCT 5" CHANNEL VERTICAL CABLE MANAGEMENT & ACCESSORIES

DESCRIPTION	FRONT ONLY	FRONT & REAR
Vertical 80" Length, 5" W x 4" D channel, standard snap-on black cover (included)	4980L-VFO*	4980L-VFR
Vertical 40" Length, 5" W x 4" D channel, standard snap-on black cover (included)	<b>[A]</b> 4940L-VFO*	<b>[B]</b> 4940L-VFR
Vertical 40" Cover, 5" channel, snap-on, black (set of 4)	—	4940L-SRC
Vertical 40" Designer Cover, 5" channel, snap-on, gray (set of 2)	—	<b>[C]</b> 59265-SDC
Vertical Center Mounting Bracket, 5" channel (set of 2)	—	<b>[D]</b> 49265-BKT
VERSI-DUCT Slack Loop Organizer (set of 2)	—	49265-SL1
VERSI-DUCT Slack Loop Organizer, extended (set of 2)	—	49265-SL2

### VERSI-DUCT HORIZONTAL CABLE MANAGEMENT & ACCESSORIES

Horizontal Manager, 2RU, 3" W x 3" D front, 2" W x 4" D rear <sup>^</sup> , with cover	<b>[E]</b> 492RU-HFO	<b>[F]</b> 492RU-HFR
Horizontal Manager, 1RU, 1.5" W x 3" D front, 1.5" W x 4" D rear <sup>^</sup> , with cover	<b>[G]</b> 491RU-HFO	<b>[H]</b> 491RU-HFR
Horizontal Designer Cover, 2RU, snap-on, gray	—	<b>[I]</b> 49265-DC2
Horizontal Designer Cover, 1RU, snap-on, gray	—	49265-DC1
Cable Retainer (10 per package)	—	<b>[J]</b> 49265-WR1+
Cover Hinge (4 per package)	—	<b>[K]</b> 49265-HNG+

\* = Rear retrofit not available.

<sup>^</sup> = Bend radius clips included.

† = Also compatible with 5" Vertical Managers.



## 5" VERSI-DUCT CAPACITY CHART

Use the table below to determine the maximum recommended cable capacity for common cable/cord diameters. For patch cords (front channel), plan for an initial fill not to exceed 25% and a maximum practical fill not to exceed 30%. For cable (rear channel), plan for an initial fill of 25% not to exceed 35%. Cable/cord bundling straps, retainers, and slack organizers used within the channel sections will reduce available fill capacity. For details on Maximum Cable Fill Ratios in Leviton Cable Managers, review our Application Note posted at [Leviton.com/Versiduct](http://Leviton.com/Versiduct).

CHANNEL CROSS-SECTIONAL AREA			REAR-CHANNEL, COMMON CABLE OUTER DIAMETERS 25% INITIAL FILL				
FEATURE	USABLE DEPTH W x D (MM)	AREA (MM <sup>2</sup> )	7.2 MM	7.0 MM	6.7 MM	6.15 MM	5.8 MM
5" Channel	120 x 99	11,880	72	77	84	100	112
Finger Spacing*	25.4 x 76.2	1,935	11	12	13	16	18
CHANNEL CROSS-SECTIONAL AREA			REAR-CHANNEL, COMMON CABLE OUTER DIAMETERS 35% PRACTICAL MAXIMUM FILL				
FEATURE	USABLE DEPTH W x D (MM)	AREA (MM <sup>2</sup> )	7.2 MM	7.0 MM	6.7 MM	6.15 MM	5.8 MM
5" Channel	120 x 99	11,880	101	108	117	140	157
Finger Spacing*	25.4 x 139.7	1,935	16	17	18	22	25

\* Finger spacing may be expanded, fingers are designed to break off to accommodate larger bundles as needed.

CHANNEL CROSS-SECTIONAL AREA			FRONT-CHANNEL, COMMON CORD OUTER DIAMETERS 25% INITIAL FILL			
FEATURE	USABLE DEPTH W x D (MM)	AREA (MM <sup>2</sup> )	6.0 MM	5.6 MM	4.7 MM	3.8 MM
5" Channel	120 x 99	11,880	104	121	171	262
Finger Spacing*	25.4 x 76.2	1,935	17	19	27	42
Feed-Through	25.4 x 89	2,096	18	21	30	46
CHANNEL CROSS-SECTIONAL AREA			FRONT-CHANNEL, COMMON CORD OUTER DIAMETERS 30% PRACTICAL MAXIMUM FILL			
FEATURE	USABLE DEPTH W x D (MM)	AREA (MM <sup>2</sup> )	6.0 MM	5.6 MM	4.7 MM	3.8 MM
5" Channel	120 x 99	11,880	125	145	205	315
Finger Spacing*	25.4 x 76.2	1,935	20	23	33	51
Feed-Through	25.4 x 89	2,096	22	25	36	55

\* Finger spacing may be expanded, fingers are designed to break off to accommodate larger bundles as needed.

# CABLE MANAGEMENT | Horizontal Cable Managers



## HORIZONTAL CABLE MANAGERS

- All mount to standard 19-inch racks and cabinets
- 4RU manager includes a shelf to support patch cords
- Horizontal managers support transition to vertical management

## MODULAR CABLE MANAGER

- For use with Snap-in-Jack Patch Panels (see page A18)

HORIZONTAL CABLE MANAGERS		
DESCRIPTION	FLAT	ANGLED
Horizontal, 1RU, 4" (10.2 cm) metal rings	[A] 49253-LPM	—
Horizontal, 1RU, 2" (10.2 cm) metal rings		[B] 49254-LPM
Horizontal, 2RU, 4" (10.2 cm) metal rings	49253-BCM	—
Horizontal, 2RU, 2" (10.2 cm) metal rings	49253-2CM	49254-BCM
Horizontal, 4RU, 4" (10.2 cm) metal rings	[C] 49253-4CM	—
Horizontal, 1RU, 6" (15.2 cm) metal rings	49253-6PM	—
Horizontal, 2RU, 6" (15.2 cm) metal rings	[D] 49253-6MR	—
Horizontal Cable Manager Cover, 1RU	[E] 49253-1CV	—
Horizontal Cable Manager Cover, 2RU	[F] 49253-2CV	—
Front and Rear Horizontal Cable Manager, 2RU	[G] 49252-PCM	—
Horizontal, 1RU 5 cm metal rings, black	[H] MMCACCCM001	—
Horizontal, 1RU 8 cm metal rings, black	MMCACCCM008	—
Horizontal with brush center, 1RU, black	[I] MMCACCCM006	—
MODULAR CABLE MANAGER		
DESCRIPTION	PART NO.	
Modular Cable Manager, black (for use with MMCPNLX24SIJ panels)	[J]	MMCACCCMSIJ2

# CABLE MANAGEMENT | Rear Cable Managers, Blanks & Transitional Covers



## REAR CABLE MANAGEMENT BARS AND CLIP

- Standard Flat Cable Management Bar attaches to patch panel
- Cable Management Clip snaps onto the standard Cable Management Bar to secure discrete cables with no ties or wraps
- Angled bars attach to rack
- High-Density Cable Management Bar supports heavy loads of cable and mounts on front or rear of rack
- e2XHD Rear Cable Manager for flat panel attaches to rack, includes rings to help manage and route incoming fiber cables
- e2XHD Rear Cable for angled panel attaches to rear of e2XHD angled panels or HDX and UHDx flat or angled panels

## BLANK PANEL INSERTS

- Provide a seamless look and designate rack space for future expansion

## TRANSITIONAL COVER

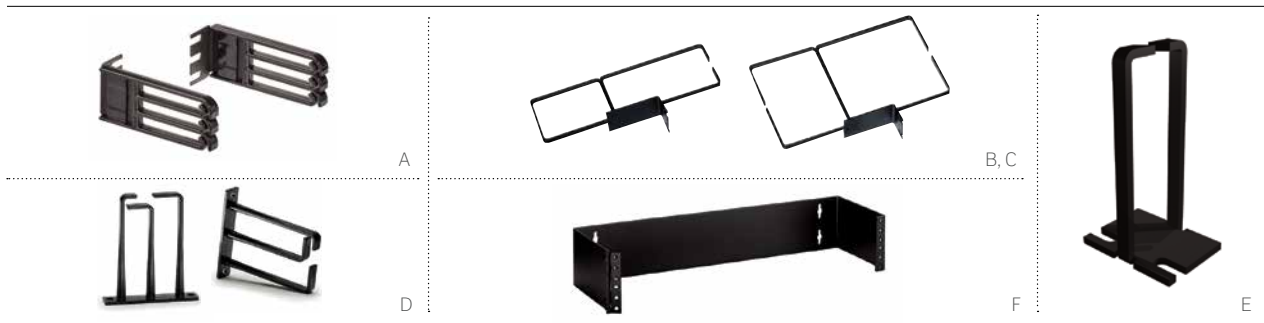
- Provides clean, aesthetic transition from angled patch panels to flat equipment
- Improves thermal management

## PANEL EXTENSION KIT

- Supports mounting of rack-mounted rear managers onto flat 4-post rack or cabinet rails

REAR CABLE MANAGEMENT BARS AND CLIP		
DESCRIPTION	FLAT	ANGLED
Standard Cable Management Bar	<b>[A]</b> 49005-CMB	<b>[B]</b> 49006-AMB
Cable Management Clip (attaches to 49005-CMB)	<b>[C]</b> 49005-CMC	—
High-Density Cable Management Bar, 1RU	49005-DMB	—
Rack-Mounted Rear Cable Management Bar	<b>[D]</b> 49006-RMB	—
e2XHD Rear Cable Manager, with cable management rings (four ¼" rings)	<b>[E]</b> E2X1F-CMB	E2XHD-CMB
Tie Wrap Bar, 1" H x 1.5" D	<b>[F]</b> 49258-TWB	—
PANEL EXTENSION KIT		
DESCRIPTION	1RU	2RU
Panel Extension Kit	E2X1F-BKT	E2X2F-BKT
BLANK PANEL INSERTS		
DESCRIPTION	FLAT	ANGLED
Blank Panel, 1RU	49254-BP1	49254-BA1
Blank Panel, 2RU	49254-BP2	49254-BA2
Blank Panel, 4RU	49254-BP4	—
Blank Panel, 1RU, black	MMCACCCM004	—
Blank Panel, 2RU, black	MMCACCCM005	—
TRANSITIONAL COVER		
Transitional Cover, 1RU	—	49254-BC1

# CABLE MANAGEMENT | Rings & Brackets



## ORU PATCH CORD MANAGER

- Mounts on side of Leviton 1RU flush-mount enclosures and flat or angled panels
- Rigid fingers with cable retention feature to organize and protect cords

## CABLE MANAGEMENT RINGS

- Vertical Management Rings are an open ring solution that can be installed in tight spaces and smaller deployments
- Vertical Transition Rings are used for vertical and horizontal cable management and are compatible with flat and angled panels

## HINGED WALL-MOUNT BRACKETS

- Designed for installations where space is constrained and racks are not used
- Six-inch deep brackets allow for proper cable management

ORU PATCH CORD MANAGER	
DESCRIPTION	PART NO.
<b>[A]</b> ORU Patch Cord Manager (bag of 2)	5RCMT-VFG
CABLE MANAGEMENT RINGS	
<b>[B]</b> 3" Vertical Management Rings	49260-MR3
<b>[C]</b> 6" Vertical Management Rings	49260-MR6
<b>[D]</b> Vertical Transition Rings for Angled Panels, 2RU	49262-HR1
<b>[E]</b> Side Mounted, vertical	MMCACCCM002
HINGED WALL-MOUNT BRACKETS	
<b>[F]</b> Hinged Wall-Mount Bracket, 2RU, 6" depth	49251-W62
Hinged Wall-Mount Bracket, 3RU, 6" depth	49251-W63
Hinged Wall-Mount Bracket, 4RU, 6" depth	49251-W64

# CABLE MANAGEMENT | VELCRO® Brand Cable Fasteners & Storage Rings



## VELCRO® BRAND TIE WRAPS

- 0.5-inch width
- Slot helps secure fastening without overtightening

## VELCRO® BRAND STORAGE RINGS

- For inside and outside plant
- Ensures copper and fiber optic bend radius; loops included

## VELCRO® BRAND WRAPS - BULK ROLLS

- 0.5-inch width
- Cut to desired length
- SoftCinch Lite Roll is constructed from a thinner material for smaller bundles and easier handling

Maroon products have been tested to UL 2043 and are suitable for use in air handling (plenum) spaces per NEC 300-22(C)(D).

### VELCRO® BRAND CABLE FASTENERS

DESCRIPTION	BLACK	BLUE	YELLOW	ORANGE	MAROON (PLENUM RATED)
[A] Tie Wrap, 5" (25 units per roll)	43105-005	—	—	—	—
[B] Tie Wrap, 8" (25 units per roll)	43108-008	—	—	—	—
[C] Tie Wrap, 12" (25 units per roll)	43112-012	—	—	—	—
[D] Bulk Roll, 15'	43115-015	—	—	—	—
[E] Bulk Roll, 75'	43115-075	43115-75L	43115-75Y	43115-75O	43115-75P
[F] Bulk Roll, 600'	43115-600	—	—	—	—
[G] SoftCinch Lite Roll, 75'	4S115-75E	—	—	—	—

### VELCRO® BRAND STORAGE RINGS

DESCRIPTION	PART NO.
[H] Storage Ring, inside plant, 11.75" diameter	48900-IFR
Storage Ring, outside plant, 24" diameter	48900-OFR





**ACTIVE ZONE ENCLOSURES**

- Provides flexible consolidation point in drop ceilings
- Plenum-rated and includes fire-rated foam sealing kits
- Use as a telecom enclosure (TE) for cabling flexibility
- Installs flush with drop ceiling
- Fully hinged drop-down door supports installed equipment and opens to face technician
- Mounts into standard 2' x 2' and 2' x 4' ceiling tiles
- Active enclosures include AC power back box (receptacle not included) and venting for active equipment
- Supports active rack-mount equipment up to 15" deep

ACTIVE ZONE ENCLOSURES	
DESCRIPTION	PART NO.
<b>[A]</b> Active Ceiling Enclosure, 2' x 2', 2RU active and 5RU passive space	Z1000-AC2
<b>[B]</b> Active Ceiling Enclosure, 2' x 4', 4RU active and 10RU passive space	Z1000-AC4
ZONE ENCLOSURE ACCESSORIES	
<b>[C]</b> Lock Kit for Ceiling Zone Enclosures	Z1000-LOK
Replacement Keys for Zone Enclosure Lock Kit	Z1000-KEY
<b>[D]</b> Foam Kit for Zone Enclosures	Z1000-FM1




**PASSIVE ZONE ENCLOSURES**

- Ceiling Enclosure provides 5RU (Rack Units) for mounting patch panels or cable management
- Ceiling Enclosure mounts flush in 2' x 2' ceiling tile space
- Raised-Floor Enclosure provides two 4RU brackets (8RU total)
- Raised-Floor Enclosure installs into 8" or higher raised floors. The floor tile serves as the enclosure cover.
- Provide flexible consolidation points in ceiling or floor
- Plenum-rated, suitable for air-handling spaces
- Use as a telecom enclosure (TE) for cabling flexibility
- Low Profile Zone Box is 1.75" high, allowing efficient installation under low profile access floors, in furniture, above ceilings, and on walls, stackable to support applications beyond 24 ports; accepts all QUICKPORT™ connectivity

PASSIVE ZONE ENCLOSURES	
DESCRIPTION	PART NO.
<b>[A]</b> Passive Raised-Floor Enclosure, 8" depth, 8RU passive space	Z1000-PF2
<b>[B]</b> Passive Ceiling Enclosure, 2' x 2', 5RU passive space	Z1000-PC2
<b>[C]</b> 24-Port Low Profile Zone Box	49225-24E
ZONE ENCLOSURE ACCESSORIES	
Lock Kit for Ceiling Zone Enclosures	Z1000-LOK
Replacement Keys for Zone Enclosure Lock Kit	Z1000-KEY
Foam Kit for Zone Enclosures	Z1000-FM1



SMARTPATCH™  
INFRASTRUCTURE MANAGEMENT SOLUTIONS



---

## SECTION E CONTENTS

SMARTPATCH™	<b>E3</b>	Introduction
INFRASTRUCTURE	<b>E4</b>	Software
MANAGEMENT	<b>E5</b>	System Components
SOLUTIONS	<b>E6</b>	Accessories

For information on which products may not be available in your region, please contact your local customer service representative for details.



## SMARTPATCH INFRASTRUCTURE MANAGEMENT SOLUTIONS

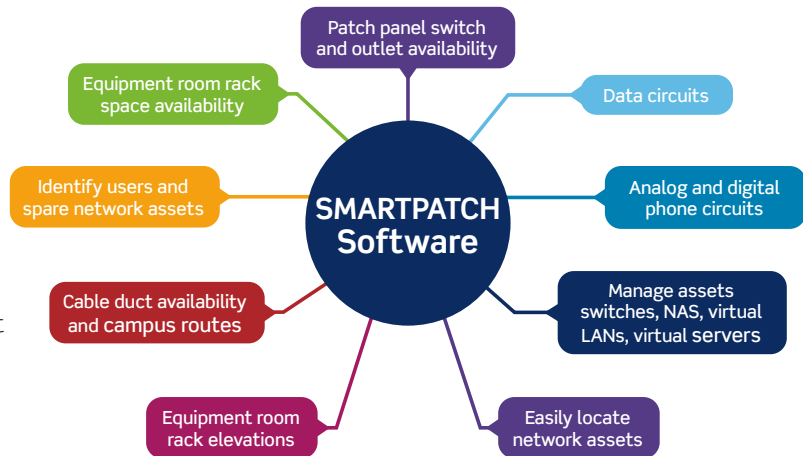
SMARTPATCH provides simple and controlled management and recording of common network changes, such as those resulting from office moves, adds, and changes. The system also provides multisite businesses the tools to effectively monitor and manage all sites from a central location.

### The SMARTPATCH software interface allows you to:

- Generate and maintain campus map layouts
- Design and manage your backbone cabling
- Model change scenarios and potential impacts to prepare for the future and lower risk
- Plan and implement a variety of tasks; consolidation, relocation, reconfiguration while also monitoring live equipment
- Document who physically completed a task, where they did it onsite, and when this was implemented
- Solve problems remotely and quickly while limiting personnel required on site
- Receive real time alerts mitigating downtime
- Maintain asset management of all infrastructure

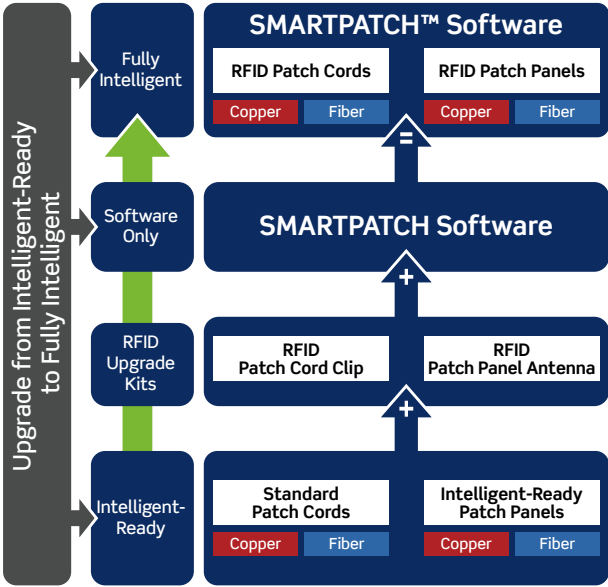
### SMARTPATCH SOFTWARE

SMARTPATCH software can be used as a standalone offering to support your end-to-end infrastructure, or combined with the SMARTPATCH intelligent patching system to fully support data center, outside plant, or office network management. The software allows the monitoring and management of physical connectivity, and its fully transparent API means that real-time information can also be integrated into the most commonly available networks, facilities, configurations, and helpdesk management applications.



The software also allows IT managers to establish a named cable path from one part of the network to another. The user-friendly interface allows IT managers to quickly identify and inspect connections within splice enclosures, patch panels, optical network devices, and passive optic network (PON) splitters.

The named circuit can be managed as a single entity within the network, and can include point-to-point connectivity between the central office, NOC or POP, and a customer site. The software also allows maps, drawing files, PDFs, and images to be imported, ensuring you can customize the network relative to specific area and location requirements.



SMARTPATCH easily manages assets and connectivity from equipment rooms and data center floors to the workspace environment while also efficiently supporting the physical network, allowing users to:

- Manage end-user space in colocation data centers
- Manage and plan rack-space usage and power consumption
- Manage the lifecycle of data center assets
- Manage data center floor space
- Manage the impact of loss of power and network connectivity
- Manage moves, adds, and changes efficiently
- Data mine assets and connectivity for engineering and management reporting

**IN-HOUSE SOFTWARE & SOFTWARE AS A SERVICE (SAAS)**


- Software includes unrestricted user-defined attributes, reports, work orders, resources, 3D visualization, and full access to the API
- Service contract required for first year for all in-house software installations
- Annual service contract is included with SaaS software installations

SMARTPATCH SOFTWARE (IN-HOUSE)		
DESCRIPTION	SMARTPATCH SOFTWARE (IN-HOUSE)	SMARTPATCH SOFTWARE (SAAS)
SMARTPATCH Software Solution, 30 racks	IPSSWSVR30R	IPSSWSVR30R-CA
SMARTPATCH Software Upgrade, 10 Racks Tier 1 (31-390 racks)	IPSSWSVRR10RT1	IPSSWSVRR10RT1-CA
SMARTPATCH Software Upgrade, 10 Racks Tier 2 (391+ racks)	IPSSWSVR10RT2	IPSSWSVR10RT2-CA
SMARTPATCH Software GIS Integration Bridge	IPSSWSVRGSI	IPSSWSVRGSI-CA
SMARTPATCH Software Data Integration Bridge	IPSSWSVRRDIB	IPSSWSVRRDIB-CA
SMARTPATCH Software Switch Data Synchronization Bridge	IPSSWSVRSDIB	IPSSWSVRSDIB-CA
SMARTPATCH Software Reporting Bridge	IPSSWSVRREP	IPSSWSVRREP-CA
SMARTPATCH Software Hardware Integration Bridge (500 ports)	IPSSWSVRA5P	IPSSWSVRA5P-CA
SMARTPATCH Software Annual Service Contract	IPSSWSVRS-AE-1Y	INCLUDED

Software

SMARTPATCH

# SMARTPATCH™ | System Components



## SMARTPATCH NETWORK SCANNERS

- Connects the intelligent patching panels to the SMARTPATCH software
- Can be mounted as a 1RU device or in a Zero RU configuration

## SMARTPATCH COPPER & FIBER PATCH PANELS

- Copper: 24 ports in 1RU
- Fiber: 48 fibers (24 duplex LC ports) in 1RU
- Available with RFID antenna strip included or as an intelligent-ready panel without antenna
- LEDs above each port trace connectivity and offer patching guidance

### SMARTPATCH SCANNERS

DESCRIPTION	PART NO.
<b>[A]</b> 1RU Network Scanner	IPSRTU1U2
<b>[B]</b> Zero RU Network Scanner	IPSRTU0U2

### SMARTPATCH PANELS

DESCRIPTION	INTELLIGENT	INTELLIGENT- READY
<b>[C]</b> 1RU 24-Port Copper Panel	IPSPNLX24SIJ2M	IPSPNLX24SIJ2M-X
<b>[D]</b> 1RU 48-Fiber LC Duplex Multimode Fiber Panel	IPSC1SXMM48LC2	IPSC1SXMM48LC2-X
1RU 48-Fiber LC Duplex Single-Mode Fiber Panel	IPSC1XSXM48LC2	IPSC1XSXM48LC2-X



### SMARTPATCH RFID CLIPS

- Field retrofittable
- Attribute information about the patch cord may be programmed (e.g. length and color of patch cord)
- RJ-45 clips are compatible with Cat 6A and 6 S/FTP copper patch cords
- LC clips are compatible with LC-style optical fiber patch cords

### SMARTPATCH ANTENNA KITS

- Allows migration from intelligent-ready panels to fully intelligent panels
- Kits include clip-on 24 LED RFID antenna strip, RFID module, and bus cable connector

#### SMARTPATCH RFID PATCH CORD CLIPS & ANTENNAS

DESCRIPTION	PART NO.
<b>[A]</b> RFID LC Fiber Patch Cord Clip, clear, individual clip (one required for each cord end)	IPSPCCLPLCD2
<b>[B]</b> RFID RJ-45 Copper Patch Cord Clip, blue, individual clip (one required for each cord end)	IPSPCCHB004
<b>[C]</b> RFID Copper Antenna Kit	IPSATTRFID001
<b>[D]</b> RFID Fiber Antenna Kit	IPSATTRFID002

#### SMARTPATCH BUS CABLE SYSTEM & TOOLS

<b>[E]</b> Bus Connector Crimp Tool	IPSCRT00L2
<b>[F]</b> Bus Ribbon Cable (26 AWG 7/0.14 mm 1.27 mm pitch 6-way), black and red	IPSTCBL6W2
<b>[G]</b> Inline Crimp Bus Cable Connector (female)	IPSCON6WV90
<b>[H]</b> Bus End Terminator (male with resistor)	IPSCON6W180
<b>[I]</b> RFID Bluetooth® Reader/Writer	IPSFDRW2



# PRISM DCS

DATA CENTER SOLUTIONS

---

## SECTION F CONTENTS

<b>PRISM DCS DATA CENTER SOLUTIONS</b>	<b>F3</b>	Hot Aisle Containment
	<b>F4</b>	Cold Aisle Containment
	<b>F5</b>	Security Caging Solutions
	<b>F6</b>	Data Center Solutions



For information on which products may not be available in your region, please contact your local customer service representative for details.

# PRISM DCS | Hot Aisle Containment (HAC)

## Separating Supply and Return Airflows Significantly Improves Efficiency

HAC systems channel the hot, exhaust air from your servers directly to your computer room air conditioning (CRAC)/computer room air handler (CRAH) intake, before it can mix with the cool air delivered to the front of your cabinets, boosting system efficiency.

Without relying on a floor void of any kind, cool air from your CRAC/CRAH units naturally gravitates to the server intakes via the front of the cabinets.

The hot exhaust air is then vented into a suspended ceiling plenum, or a system of simple ducts, keeping the supply and return airflows completely separated. This in turn allows you to run your AC coil at its hottest and most efficient setting, in some cases doubling your actual cooling capacity and reducing energy costs by as much as 38%.

### HAC

- Manual or automated self closing door options with vision panels
- Fixed and sliding windows available
- Doors upgrade to electronic locking and BMS integration available
- 3 mm or 4 mm Perspex upstands
- Vendor neutral and retrofittable to any type and size of cabinets
- Logo etching available
- All aisle lengths and widths



### RECOMMENDED APPLICATIONS:

Raised Floor Data Centers

Slab Floor Data Centers

**PRISM DCS a Leviton Company**

+44 (0) 1923 698 231 | sales@prismdcs.co.uk



# PRISM DCS | Cold Aisle Containment (CAC)



## Improved Performance and Lower Energy Costs

The CAC system keeps the cold air flowing from your computer room air conditioning (CRAC)/computer room air handler (CRAH) system separate from the hot air exhausted from your servers. Over 95% of the cooling power is expended directly where you need it most, and hot air from usage spikes can then be drawn back to the cooling system. This results in lower, more consistent temperatures and eliminates large usage-based temperature fluctuations, optimizing server reliability and efficiency.

## CAC

- Eliminate hot spots and temperature spikes
- Manual or automated self closing door options with vision panels
- Fixed, drop-in or shrinkable FM approved roof panels
- Panel options easily removable for cleaning
- Doors upgrade to electronic locking and BMS integration available
- Vendor neutral and retrofittable to any type and size of cabinets
- LED lighting options available
- Logo etching available



## RECOMMENDED APPLICATIONS:

Raised Floor Data Centers

In-Row Cooling Units

Cold Aisle  
Thermal Containment

PRISM DCS

# PRISM DCS | Security Caging Solutions

## Modular, Strong Security Solutions

As our IT systems become increasingly critical for day to day operations, the physical security of these confidential, expensive, and easy to manipulate systems also elevates in priority. Our modular, strong and expandable security cages for critical systems are the last layer of physical protection.

## SECURITY CONTAINMENT SOLUTIONS

- Stronger than welded mesh
- Allows air to circulate freely; up to 70%+ free airspace
- Option for the cage panels to be installed as raised off the floor
- Roof can be added for additional security under floor and above ceiling barriers for extra security
- Variety of cage pattern designs: 12.7 mm sq, 19 mm sq, 33 mm sq, 45 mm sq, solid panels
- Additional hole types and sizes available
- Cage panels steel thickness: 1.5 mm–3 mm
- Cage height up to 9 m
- Logo etching available
- Extensive choice of colors and finishes available



### CAGE DOOR TYPES:

Double-hinged, sliding and self-closing



### CAGE DOOR LOCKING:


Key operated, electronic, electromechanical, and emergency exit hardware



### CAGE DOOR SIZES:

0.6 m to 1.2 m wide





## Safely and Efficiently House High-Density Systems

PRISM data center cabinets are the perfect solution for housing high density IT systems safely and efficiently. They are ideally suited to a wide range of IT, telecommunication, AV, security purposes, but are most often used to house server systems in a stable, secure yet easily accessible housing. Because PRISM cabinets allow your systems to be housed as a single unit, moving becomes simple, efficient and tidy, as does swapping or upgrading individual racks or components.

## DATA CENTER CABINET SOLUTIONS

- Bolted aluminium frame construction
- Lockable front door with 83% airflow mesh and four point locking
- Wardrobe style mesh lockable rear door with 83% airflow mesh and three point locking
- Pair of split sliding side panels
- 4 x 19" vendor neutral adjustable (heavy duty) mounting profiles
- Pair of 19" mid style (heavy duty) mounting profiles
- Top cover with three cable entry points
- Fitted with set of heavy-duty castors
- Set of cabinet feet
- Multiple colors available



# INDEX | Part Number Index

## Cable and pre-terminated cable assemblies numbers:

- Pre-Terminated Copper Trunks: A25-A26
- Copper Cable: A27-A34

- Pre-Terminated Cable Assemblies: B23-B30
- Fiber Cable: B31-B42
- Air Blown Fiber Systems B43-B48

PART NO.	PAGE	PART NO.	PAGE	PART NO.	PAGE
05249-CAP	C20	40253-***	C19	41084-***	B51
07058G*	C6	40257-***	C19	41084-0BW	A7
0PJ26-***	C15	40258-***	C19	41084-FWF	A7
1887***	C6	40259-***	C19	41085-***	B51
18985JW	C6	40278-***	C20	41086-***	B51
30-0008-01	B14	40539-***	C19	41089-***	C7
30-0301-5	B21	40649-***	C14	4108W-***	C11
30-4800-09	B21	40659-***	C14	41091-***	C12
32LSM1-41C	B4	40681-***	C14	41290-***	C21
32LSM2-21C	B4	40682-00W	C14	41291-***	C21-C22
38LSM1-41C	B4	40831-FWG	A7	41292-***	C21-C22
40066-***	A16	40834-00W	A7	41293-***	C21-C22
40067-0BC	A16	40835-00W	A7	41294-***	C22
40089-00D	A9, A16	40839-SWS	A7	41295-***	C21-C22
40144-***	C14	40989-ACT	A35	41296-***	C21
40159-***	C14	41030-SMJ	C17	41297-***	C21-C22
40201-00I	C20	41054-IDD	C20	41638-00W	C14
40214-***	C19	41070-2WS	C6	41641-***	C13
40223-00S	C19	41075-DBE	C13	41642-***	C13
40226-00S	C19	41080-IDW	A36	41643-***	C13
40238-***	C19	41080-LEB	A36, C11	41644-***	C13
40244-***	C19	41080-***	C10, C12	41646-***	C13
40249-***	C19	41081-***	C12	41649-***	C21

PART NO.	PAGE	PART NO.	PAGE	PART NO.	PAGE
41650-***	C20	43108-008	D10	49253-***	D7
41652-***	C20	43112-012	D10	49254-***	D7-D8
41658-***	C14	43115-***	D10	49255-***	A9
41AB2-1F*	A15	4625A-***	C20	49256-***	A10
41AB6-xF4	A15	47613-***	A6	49257-QHD	A36
41D1R-HCM	A15	47615-PTT	A35	49258-***	D8
41D6A-1F4	A15	47689-0QP	A9	49260-***	D9
41DBR-1F*	A15	48900-***	D10	49262-HR1	D9
41DBR-3F*	A15	48GSM1-41C	B4	49265-***	D5
41DR6-1F4	A15	48LSM1-41C	B4	49280-QP0	A10
41DW1-589	A15	49005-***	D8	492RU-***	D5
41NB2-1F5	A15	49006-***	D8	49355-***	A9
42070-3WS	C6	49012-***	A14	4940L-***	D5
42080-***	C10-C12	49013-***	A14	49455-48B	A9
42081-***	C11-C12	49014-***	A14	49553-***	A35
42089-***	C7	49018-***	A14	49660-00P	A35
42090-***	C10	4910*-IDC	A15	49800-***	B52-B54, B56
42777-***	C7	491RU-***	D5	4980L-***	D5
42GSM1-41C	B4	49222-***	C17	49886-***	B55-B56
42GSM2-21C	B4	49223-***	C8	49886-FCS	A35
42LSM1-41C	B4	49225-24E	A10, D12	49887-***	B52
42LSM2-21C	B4	49251-***	D9	49910-***	C17
43080-***	C11	49252-PCM	D7		
43080-IDW	A36				
43081-***	C11				
43105-005	D10				

# INDEX | Part Number Index

PART NO.	PAGE	PART NO.	PAGE	PART NO.	PAGE
49991-***	B49	5R2UH-x03	B7	61UJK-***	A3
4M089-***	C21	5R2UL-F06	B9	69104-IDC	A15
4S089-***	C7	5R2UM-***	B8	6910G-***	A12
4S115-75E	D10	5R2UR-TRY	B16	69270-***	A12
4S255-***	A9	5R2UX-CMT	B3, B16-B17	69585-IDL	A36
4S256-***	A10	5R3UD-***	B3	69586-***	A12
51084-***	A36	5R3UE-OPX	B9	69587-***	A12
59265-5DC	D5	5R3UL-F12	B9	6A586-***	A12
5EUJK-***	A3	5R3UM-***	B8	6A587-***	A12
5F100-***	B12	5R4UD-***	B3	6APLG-S6A	A6
5FUHD-***	B5	5R4UH-x03	B7	6AS10-***	A17
5G108-***	A4	5R4UM-***	B8	6ASJK-***	A3
5G110-***	A4	5RBSH-***	B3	6AUJK-***	A3
5G270-***	A12	5RCMP-***	B3, B16-B17	6H4P0-***	A20
5G596-***	A12	5RCMR-***	B3, B16-B17	6H4PI-***	A20
5L000-KAL	B16	5RCMT-VFG	B3, B16-B17, D9	6S586-***	A12
5R100-14R	B16	5REAR-023	B3	80401-***	C15
5R1RU-023	B16	5WLRG-12x	B10	80409-***	C15
5R1UD-***	B3	5WMED-04x	B10	80414-***	C13
5R1UE-OPX	B9	5WMNB-ACC	B16	80601-***	C15
5R1UH-x03	B7	5WMNT-01x	B10	80609-***	C15
5R1UL-F03	B9	5WSML-02x	B10	80781-***	C19
5R1UM-***	B8	6110G-***	A4	80782-***	C19
5R1UR-TRY	B16	61110-***	A4	84401-040	C15
5R1UX-CMT	B3, B16-B17	61SJK-***	A3	84409-040	C15
5R2UD-***	B3			89265-***	D3

INDEX Part Number Index

PART NO.	PAGE	PART NO.	PAGE	PART NO.	PAGE
8940L-SRC	D3	BPESC301-100	B21	E2XHD-COV	A8, B17
8980L-***	D3	C5CPNLU***PK2M	A14	E2XHD-JRT	A8, B17
AB100-00*	A6	C6CPCS***_*****_***	A21	E2XHD-LBL	A8
AB200-00*	A6	C6CPCU***_*****_***	A21	E2XLC-***	B18
AB300-00*	A6	C6CPNLF240K8M	A13	E2XMB-S12	A8, B17
AC6CPF060K*	A13	D6700-00E	C18	EF108UNIX*****	B42
AC6PCF***_*****_***	A19	D6701-00E	C18	EFOM3UNIX*****	B42
AC6PCG***_*****_***	A18	D670K-***	C18	EFOM4UNIX*****	B42
AC6PNLC240K2M	A13	D6710-***	C18	F3168-***	B6
AC6PNLF240K2*	A13	D6720-***	C18	FLPBE-4EB	A9
AX61S-GS6	A5	D6721-***	C18	FM-*012CSAC0+	B13
AX61U-GE6	A5	D6722-***	C18	FM-*024CSAC0+	B13
AX6AS-GS6	A5	D6723-***	C18	FOCDCEP*****	B50
AX6AU-GE6	A5	DNRAL-ACC	B16	FOCLCEP*****	B50
AXSJK-BGM	A3	DPGRD-KIT	B16	FOCLSEP*****	B50
AXUJK-BWM	A3	E2X1A-E48	A8, B17	FOCSCEP*****	B50
BHCA4*****	B22	E2X1F-CMB	A8, B3, B17, D8	FOCSTEP*****	B50
BHCAL*****	B22	E2X1F-E48	A8, B17	FOCSTEP*****	B50
BHCDC*****	B22	E2X*F-BKT	A8, B17, D8	FPCANG*****	C4, C6
BHCL4*****	B22	E2XHD-4**	B18	FPCC1SX	B21
BHCLC*****	B22	E2XHD-BLK	A8, B17	FPCC1SX*****	B21
BHCSC*****	B22	E2XHD-BRK	A8	FPCC1SXXX****	B21
BHCST*****	B22	E2XHD-CMB	A8, B3, B17, D8	FPCFCAS003	B14
BL000-00W	C3			FPCFMKIT001	B21
BL186-***	C3			FPCMS***	B14
BPE**101-100	B21			GPCPNLU24002	A13
				H6APO-***	A17

Part Number Index

INDEX

# INDEX | Part Number Index

PART NO.	PAGE	PART NO.	PAGE	PART NO.	PAGE
HDX1A-144	B3	IPSRTU***	E5	REWP1-***	C16
HDX1F-144	B3	IPSSWSVR	E4	REWP2-***	C16
HDX1U-***	B3	IPSTCBL6W2	E6	REWP3-***	C16
HDXACTMAL*****	B19	LF145-01W	C5	REWP4-***	C16
HDXACTMLCOM***	B19	LI137-***	C8	SBCPI-00S	A22
HDXAD-ACC	B16	LI145-***	C5	SPLCH-***	B5
HDXBBTMAL*****	B19	LI150-***	C4	SPLCS-***	B14
HDXBBTMLCOM***	B19	MMCACCCM***	D7-D9	SPMPH-***	B5
HDXM***	B19	MMCACCINSDC*	A11	SPMPS-***	B14
HDXOC*M144	B20	MMCANG0623	C4	SPSCS-***	B14
HDXOCBLK	B20	MMCANGDK****	C6	SRJET-00*	A24
HDXOCLC*****	B20	MMCANGLG*****	C5	SRJHS-00*	A24
HDXPNL2	B19	MMCBLK06C3	C8	SRJPL-00W	A24
HDXSPAL*****	B20	MMCDGBB*****	C4	T5PLS-24F	B6
HDXSPLC*****	B20	MMCFBBSIJ645U	C8	T5PLS-24F	B14
HOTAL2087001000-12	B20	MMCIRT001	A11	U2LSM1-41C	B4
HOTLC***7001000-12	B20	MMCJAKBLK*	A7	U2LSM2-21C	B4
ICONS-IC*	A3, A5	MMCSGBB*****	C4	U8LSM1-41C	B4
IPSATTRFID00*	E6	MMCUNILG*****	C5	ULE2XHD-***	B18
IPSC1SX**48LC2	E5	MMCWDOUNI***	C4-C5	Z1000-***	D11-D12
IPSCON6W***	E6	PCCLP-***	A22		
IPSCRT00L2	E6	PJ262-***	C15		
IPSFRIWR2	E6	RE640-***	C16		
IPSPCCHB004	E6	REA00-***	C16		
IPSPCCLPLCD2	E6	REWM1-ST5	C16		
IPSPNLX24SIJ2M	E5	REWM2-ST5	C16		

The following are trademarks of Leviton Manufacturing Co., Inc. registered in the United States and other countries:

ADVENTUM™	DURAPORT™	MICROBLO™	Renu™
ATLAS-X1™	EXTREME™	OPT-X™	SMARTPATCH™
BLOLITE™	FASTCAM™	QUICKPACK™	VERSI-DUCT™
CONE OF SILENCE™	GIGAMAX™	QUICKPLATE™	VERTIGO™
Decora™	GREENPACK™	QUICKPORT™	

For warranty information on products in this catalog, please visit [Leviton.com/ns/warranty](http://Leviton.com/ns/warranty).

Third party trademarks used in this catalog are for informational purposes only, not meant to imply affiliation, sponsorship, or endorsement, and are as follows:

- Allsteel® is a registered trademark of Allsteel, Inc.
- Amphenol® is a registered trademark of Amphenol Corporation.
- Bluetooth® is a registered trademark of Bluetooth SIG, Inc.
- Clipsal® is a registered trademark of Schneider Electric (Australia) Pty Ltd.
- D'Gel® is a registered trademark of Illinois Tool Works.
- Ethospace® and Action Office® are registered trademarks of Herman Miller, Inc.
- EZ-RJ45® is a registered trademark of Platinum Tools.
- HDMI® is a registered trademark of HDMI Licensing, LLC.
- JackRapid™ is a trademark of Fluke Networks.
- Haworth® is a registered trademark of Haworth, Inc.
- KeyQuick® is a registered trademark of KeyFibre Network Components SLU.
- Klein Tools® is a registered trademark of Klein Tools, Inc.
- MTP® is a registered trademark of US Conec, Ltd.
- Series 9000® and Avenir® are registered trademarks of Steelcase, Inc.
- speakON® is a registered trademark of Neutrik AG.
- VELCRO® is a registered trademark of Velcro IP Holdings LLC. Used with permission.

All other trademarks, service marks, and logos used in this catalog are the property of their respective owners.



Today's networks must be fast and reliable, with the flexibility to handle ever-increasing data demands. Leviton can help expand your network possibilities and prepare you for the future. Our end-to-end cabling systems feature robust construction that reduces downtime, and performance that exceeds standards. We offer quick-ship make-to-order solutions from our US and UK factories. We even invent new products for customers when the product they need is not available. All of this adds up to the **highest return on infrastructure investment.**

### USA — NETWORK SOLUTIONS HEADQUARTERS

2222 - 222nd Street S.E., Bothell, WA, 98021, USA  
+1 (800) 722 2082 | [infoUSA@leviton.com](mailto:infoUSA@leviton.com) | [Leviton.com/NS](http://Leviton.com/NS)

#### Customer Service

+1 (800) 722 2082  
[insidesales@leviton.com](mailto:insidesales@leviton.com)

#### International Customer Service

+1 (800) 722 2082 (Option 1)  
[intl@leviton.com](mailto:intl@leviton.com)

#### BERK-TEK™ Cable

+1 (800) 237 5835  
[infoUSA@leviton.com](mailto:infoUSA@leviton.com)

#### Technical Support

+1 (800) 722 2082  
[appeng@leviton.com](mailto:appeng@leviton.com)

### APAC

+85 (2) 3620 2602 | [infoAPAC@leviton.com](mailto:infoAPAC@leviton.com) | [Leviton.com/NS](http://Leviton.com/NS)

#### Customer Service

+1 (631) 812 6228  
[infoASEAN@leviton.com](mailto:infoASEAN@leviton.com)

#### China

+85 (2) 2774 9876  
[infoChina@leviton.com](mailto:infoChina@leviton.com)

#### South Korea

+82 (2) 3273 9963  
[infoKorea@leviton.com](mailto:infoKorea@leviton.com)

### CANADA

+1 (800) 461 2002 | [infoCanada@leviton.com](mailto:infoCanada@leviton.com) | [Leviton.com/NS](http://Leviton.com/NS)

#### Customer Service

+1 (514) 954 1840  
[pcservice@leviton.com](mailto:pcservice@leviton.com)

Network Solutions products are **available worldwide** in **over 100 countries**. Visit us online at [leviton.com/ns](http://leviton.com/ns) to learn more.



### EUROPE

Viewfield Industrial Estate, Glenrothes, KY6 2RS, UK  
+44 (0) 1592 772124 | [infoEurope@leviton.com](mailto:infoEurope@leviton.com) | [Leviton.com/NS/EMEA](http://Leviton.com/NS/EMEA)

#### Customer Service

+44 (0) 1592 772124  
[customerserviceEU@leviton.com](mailto:customerserviceEU@leviton.com)

#### Technical Support

+44 (0) 1592 778494  
[appeng.EU@leviton.com](mailto:appeng.EU@leviton.com)

#### Benelux

+44 (0) 1592 772124  
[infoBenelux@leviton.com](mailto:infoBenelux@leviton.com)

#### Nordics

+46 (70) 9675033  
[infoNordics@leviton.com](mailto:infoNordics@leviton.com)

#### Central & Eastern Europe (CEE)

+44 (0) 1592 772124  
[infoCEE@leviton.com](mailto:infoCEE@leviton.com)

#### Portugal

+351 (21) 421 4133  
[infoPortugal@leviton.com](mailto:infoPortugal@leviton.com)

#### DACH

+49 (0) 173 272 0128  
[infoDACH@leviton.com](mailto:infoDACH@leviton.com)

#### Spain

+34 (91) 490 59 19  
[infoSpain@leviton.com](mailto:infoSpain@leviton.com)

#### France

+33 (0) 1709 87826  
[infoFrance@leviton.com](mailto:infoFrance@leviton.com)

#### UK & Ireland

+44 (0) 1592 772124  
[infoUK@leviton.com](mailto:infoUK@leviton.com)

#### Italy

+39 (02) 3534896 (Milan)  
+39 (06) 68584613 (Rome)  
[infoitaly@leviton.com](mailto:infoitaly@leviton.com)

### LATAM

[infoLATAM@leviton.com](mailto:infoLATAM@leviton.com) | [Leviton.com/NS](http://Leviton.com/NS)

#### Customer Service

+52 (55) 2333 5963  
[infoLATAM@leviton.com](mailto:infoLATAM@leviton.com)

#### Caribbean

+1 (954) 593 1896  
[infoCaribbean@leviton.com](mailto:infoCaribbean@leviton.com)

#### Mexico

+52 (55) 2128 6286  
[lsamarketing@leviton.com](mailto:lsamarketing@leviton.com)

#### Colombia

+57 (1) 743 6045  
[infoColombia@leviton.com](mailto:infoColombia@leviton.com)

### MIDDLE EAST & AFRICA

Bay Square, Building 3, Office 205, Business Bay, Dubai, UAE  
+971 (4) 247 9800 | [infoMEA@leviton.com](mailto:infoMEA@leviton.com) | [Leviton.com/NS](http://Leviton.com/NS)

#### Customer Service

+971 (4) 247 9800  
[lmeinfo@leviton.com](mailto:lmeinfo@leviton.com)