

# Adjustable Slim LED Downlight with Selectable CCT



## A Direct Mount, Fully Adjustable, Downlighting Solution

Well suited for most residential and light commercial New Construction or Remodel applications, the Adjustable Slim Downlight does not require an existing Housing or Junction Box. The slim design requires only a 2-inch plenum. Polycarbonate Diffusion Lens provides a smooth, uniform, wide beam distribution and is fully adjustable: up to 80° of tilt and 350° of rotation. Field selectable color temperature (CCT) from 2700K, 3000K, 3500K, 4000K and 5000K. IC Rated die-cast Aluminum Housing in a Matte White Painted Finish. Available in 4- and 6-Inch round apertures.

- ENERGY STAR® Certified
- Can be used to comply with Title 24 Part 6 JA8 High Efficacy LED Light Source Requirements
- Compliant with ASTM E283 (Air Leakage Rate 2.0 CFM or less)
- Insulated Ceiling (IC) Rated
- Suitable for Wet Locations
- Suitable for use in clothes closets when installed in accordance with NEC® 410.16 (A)(1) (C)(3) spacing requirements

120V Phase Dimming  
Down to 10%

Selectable CCT

### Adjustable Round Downlights

- 4- and 6-Inch Diameters
- 820 and 1100 Lumens



Fully adjustable:  
up to 80° of tilt and  
350° of rotation



cETLus  
Listed



Wet  
Location



ENERGY  
STAR®



Title 24 JA8  
Compliant



Air-tight



IC Rated

## Features and Benefits

- Direct mount, fully adjustable, downlighting solution; no existing Housing or Junction Box required
- Available in 4- and 6-inch diameter
- Fully adjustable: up to 80° of tilt and 350° of rotation
- Diffuse Polycarbonate Lens provides a smooth, uniform, wide, beam distribution
- Field selectable Color Temperature (CCT)
- IC Rated Die-cast Aluminum Housing
- Closed Cell Gasket included for use in Wet Location environments or for when restrictive airflow is needed
- 120VAC, 60Hz
- 120V Forward or Reverse Phase Dimming from 100% to 10%
- Remote Driver (Junction Box) is constructed of Galvanized Steel with two (2) conduit Pry-outs
- 4" / 6" Mounting Plate is available for New Construction applications (ordered separately)
- Five (5) year replacement after date of purchase

## Specifications

	DAR40-S1W	DAR60-S1W
<b>Size</b>	4-Inch Round	6-Inch Round
<b>Lumen Output<sup>1</sup></b>	820Lm	1100Lm
<b>Input Power</b>	10W	13W

1. Values are nominal and vary based on CCT

## Leviton Compatible Dimmers - May 2025

**DIMMING TYPE:** Forward/Reverse Phase

**TYPICAL DIMMING RANGE:** 100% to 10%

	Dimmer Model
SureSlide	6674N, 6674, 66DF
IllumaTech	IPL06, IPE04
Decora Slide with Lever Edge	ESL01
Decora Slide	DSL06, DSE06, DSM10
Decora Digital	DDM06
Decora Smart Wi-Fi	D26HD, D2ELV, D2MSD
Decora Smart Z-wave	ZW6HD
Decora Evolve	VM2D3, VMDD3
Toggle Slide	TSL06, TSM10
Trimatron Rotary	RDL06, RNL06

## Ordering Information

Cat. No.	Description	UPC Number	Std. Pack
DAR40-S1W	4" Round Adjustable Downlight	0 78477 02366 2	12
DAR60-S1W	6" Round Adjustable Downlight	0 78477 02367 9	12
DBRCX-H00	4" / 6" NC Mounting Plate	0 78477 02352 5	15
DBRUX-H00	4" / 6" / 8" NC Mounting Plate	0 78477 02024 1	15

## Selectable Color Temperature (CCT)

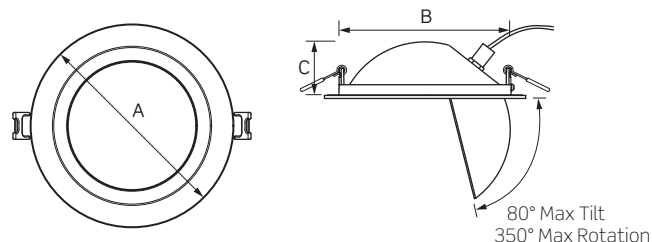
- Select from 2700K, 3000K, 3500K, 4000K and 5000K
- Selector Switch located on the Driver / Junction Box housing for easy selection prior to installation
- Light engine consists of 90+ CRI LEDs with R9>50 and color accuracy within 4 SDCM
- 50,000 Hours @ 70% Lumen Maintenance

## Rating

- 120VAC
- Meets Class A Sound Rating

## Agency Standards

- cETLus Listed
- Suitable for Wet Locations
- ENERGY STAR® Certified
- Can be used to comply with the Title 24 Part 6 JA8 High Efficacy LED Light Source Requirements
- Compliant with ASTM E283 (Air Leakage Rate 2.0 CFM or less)
- Insulated Ceiling (IC) Rated
- Suitable for use in clothes closets when installed in accordance with NEC® 410.16 (A)(1) (C)(3) spacing requirements



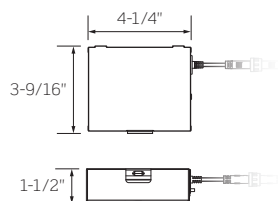
## Dimensional Drawings

Cat. No.	A	B	C	Ceiling Cut-Out
DAR40-S1W	5-1/16"	4-1/4"	1-1/4"	4-1/2"
DAR60-S1W	7-1/4"	6-3/8"	1-7/8"	6-1/2"

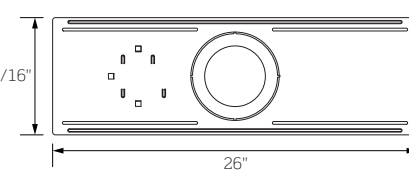
Recommended Ceiling Thickness: 1-1/2" Max.

Total Cable Length: 17-3/4"

### Driver/Junction Box (Included)

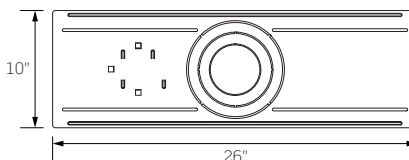


### New Construction Mounting Plate



#### DBRCX-H00

4"/6" Round New Construction Mounting Plate



#### DBRUX-H00

4"/6"/8" Round New Construction Mounting Plate



Leviton Manufacturing Co., Inc.

Tech Line: 1-800-824-3005

Mon-Fri 8am-10pm EST, Saturday 9am-7pm EST, Sunday 9am-5pm EST

For 24/7 product support visit [www.leviton.com/support](http://www.leviton.com/support)

© 2025 Leviton Manufacturing Co., Inc. All rights reserved.  
All trademarks are the property of their respective owners.

