

# VerifEye™ Series 6000 Industrial Panel Mount Meter



Series 6000 Meter



Split Core CT



Rogowski Coil CT

## Description

The VerifEye™ Series 6000 Panel Mount Meters are designed to monitor a comprehensive data set of electrical parameters for industrial applications. These meters fit in a standard 92mm x 92mm panel mount cutout and are offered with a range of Split Core and Rogowski smart current transformers to cover a broad range of applications. The integrated configuration wizard makes initial setup quick and easy, reducing commissioning time and providing reliable results.

The Series 6000 meters are available with either a Modbus RTU (RS485) or Modbus TCP (Ethernet) interface. The Ethernet enabled model also features a browser based web interface for displaying all the monitoring data.

## Applications

- Industrial Electrical Load Management
- OEM Panel Shop Applications
- Motor Control Centers
- Portable Power Solutions
- Switchboard and Service Entrance Applications

## Features

- Temperature range: 14°F to 158°F (-10 to 70°C)
- 50/60 Hz
- Measurement Voltages: 50-300V L-N, 87-520V L-L, 45-65Hz
- Real-time measurement of electrical values with graphical display
- Power quality analysis of service and loads
- Measurement of active, reactive, and apparent energy
- Alarms features to notify when parameters are outside defined ranges
- Auto-ranging CTs simplify setup and eliminate mistakes
- CT options from 25A to 6000A
- UL Listed
- CE compliant
- Five year warranty

## Measured Parameters

### Multi-measurement

- Currents: I1, I2, I3, In, Isystem
- Voltages & frequency: V1, V2, V3, VN, Vsystem, U12, U23, U31, Ussystem
- Powers
  - P1, P2, P3, P, Q1, Q2, Q3, Q, S1, S2, S3, ΣS
  - Predictive powers ΣP, ΣQ, ΣS
- Power factor
  - PF1, PF2, PF3, ΣPF, Cos φ & tangent φ
  - Instantaneous values per phase

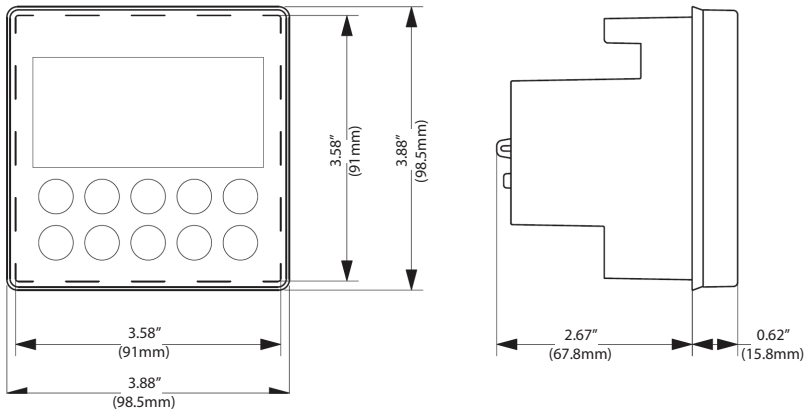
### Metering

- Active energy: +/- kWh
- Reactive energy: +/- kvarh
- Apparent power: kVAh
- Multi-tariff (8 max)

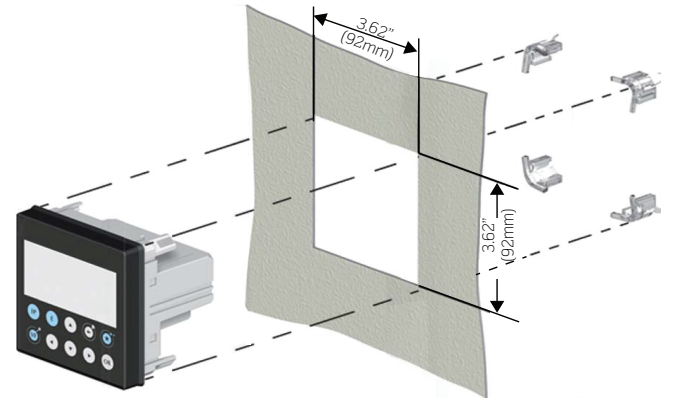
### Quality

- Voltage Imbalance
  - Vdir, Vinv, Vhom, Udir, Uinv, Unba, Vnba, Vnb, Unb
- Current unbalance
  - Idir, Iinv, Ihom, Inba, Inb
- Total harmonic distortion
  - Currents THDi1, THDi2, THDi3, THDiN, TDDI
  - Phase-to-neutral voltage THDv1, THDv2, THDv3
  - Phase-to-phase voltage THDu12, THDu23, THDu31
- Harmonics - individual values up to the 63rd
  - Currents: I1h, I2h, I3h, INh
  - Phase-to-neutral voltage: V1h, V2h, V3h
  - Phase-to-phase voltage: U12h, U23h, U31h
- Quality events
  - Voltage sags, cut-offs and swells EN50160
  - Kfactor & Crest factor

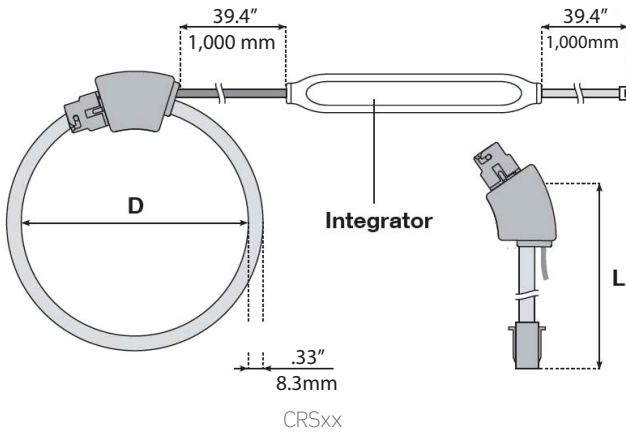
### Meter Dimensions



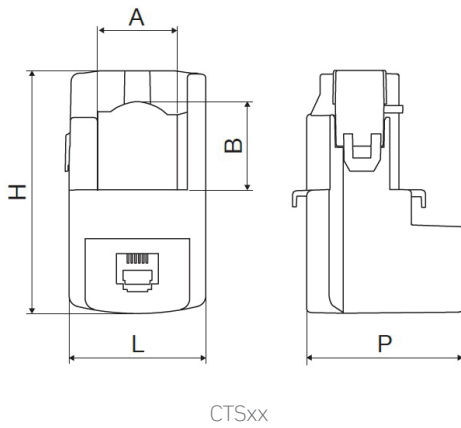
### Mounting Diagram



### CT Dimensions



	Integrator	Diameter (D)	Length (L)
CRS4K-WRL	8.04" x .75" x 0.6" (128 x 19 x 15mm)	7.87" (200mm)	24.72" (628mm)
CRS6K-WRM	8.04" x .75" x 0.6" (128 x 19 x 15mm)	11.81" (300mm)	37.09" (942mm)
CRS6K-WRN	8.04" x .75" x 0.6" (128 x 19 x 15mm)	23.62" (600mm)	74.21" (1885mm)



	LxHxP	A	B	Window	l nom.	l max.
CTS1A	1.02" x 1.73" x 1.10" (26 x 44 x 28mm)	—	—	10mm	25...63A	75.6A
CTS2B	1.14" x 2.63" x 1.10" (29 x 67 x 28mm)	0.55" (14mm)	0.59" (14mm)	14mm	40...160A	192A
CTS3C	1.45" x 2.56" x 1.69" (37 x 65 x 43mm)	0.82" (21mm)	0.90" (23mm)	21mm	63...250A	300A
CTS6D	2.08" x 3.38" x 1.85" (53 x 86 x 47mm)	1.26" (32mm)	1.30" (33mm)	32*mm	160...600A	720A

\* max = 1.18" x 0.98" (30x25mm)  
 max - 1.26" (32mm)

## Specifications

Inputs	
Measurement Voltage	50-300V L-N 87-520V L-L 45-65Hz
Control Power, DC	3W max, UL and CE: 125 to 300VDC (external DC current limiting required)
Input Range	Split Core CTs: 25-63A, 40-160A, 63-250A, 160-600A Rogowski CTs: 200-4000A 8", 1600-6000A 12", and 1600-6000A 24"
Outputs	
Max Voltage	30VDC, 20mA max
Real Energy Pulse	N.O. static
Alarm Contacts	N.C. static
Serial Port	RS-485 2-wire Modbus RTU (1200 baud to 38.4 kbaud)
Ethernet Port <b>(61P00 Only)</b>	BACnet IP, & integrated Webview User Interface
Mechanical	
Mounting	96mm x 96mm Panel Mount
Cutout Dimensions	92mm x 92 mm
Environmental	
Altitude	<2000m maximum
Operating Temperature	14 to 158°F (-10 to 70°C)
Storage Temperature	-13 to 185°F (-25 to 85°C)
Operating Humidity	70°C <97% to RH non-condensing
Pollution	Degree 2
Protection	IP52 (NEMA 5) Meter Front Panel, IP20 (NEMA 1) Meter Rear Panel
Codes & Standards	
Safety	UL61010
Accuracy	Meter: 0.2 Class, Split Core CT: 0.5 Class, Rogowski CT: 1.0 Class
Listings	CE compliant

**Ordering Information**

<b>Panel Meters Only</b>		
<b>Voltage</b>	<b>Description</b>	<b>Cat. No.</b>
Universal 3PH 3W/4W	Modbus RTU (RS485) Interface	60P00-000
Universal 3PH 3W/4W	Modbus RTU (RS485) and BACnet IP interface	61P00-000
<b>Current Transformers*</b>		
.40 in (10mm) ID, 0.5A - 75.6A	Series 6000 Split Core CT	CTS1A-K10
.55 in (14mm) ID, 0.8A - 192A		CTS2B-G14
.83 in (21mm) ID, 1.26A - 300A		CTS3C-G21
1.26 in (32mm) ID, 3.2A - 720A		CTS6D-G32
24.72 in (628mm) overall length, 7.88 in (200mm) ID, 12A - 4800A	Series 6000 Rogowski CT	CRS4K-WRL
37.09 in (1100mm) overall length, 11.81 in (300mm) ID, 32A - 7200A		CRS6K-WRM
74.21 in (1885mm) overall length, 23.62 in (600mm) ID, 32A - 7200A		CRS6K-WRN
<b>CT Cables*</b>		
<b>Description</b>	<b>Cat. No.</b>	
Series 6000 Meter - CT Cable RJ12 - 1x5M	CCSRJ-105	
Series 6000 Meter - CT Cable RJ12 - 1x10M	CCSRJ-110	
Series 6000 Meter - CT Cable RJ12 - 3x1M	CCSRJ-301	
Series 6000 Meter - CT Cable RJ12 - 3x2M	CCSRJ-302	
Series 6000 Meter - CT Cable Adapter RJ12 Female to Female	CCSRJ-3FF	

\*CTs and cables are ordered separately

**Leviton Manufacturing Co., Inc. Lighting & Controls**

10385 SW Avery Street, Tualatin, OR 97062 **tel** 800-736-6682 **tech line** (6:00AM-4:00PM PT Mon-Fri) 800-959-6004

**Leviton Manufacturing Co., Inc. Global Headquarters**

201 North Service Road, Melville, NY 11747-3138 **tel** 800-323-8920 **tech line** (8:30AM-7:00PM ET Mon-Fri) 800-824-3005

**Visit our Website at: [www.leviton.com/verifeye](http://www.leviton.com/verifeye)**

©2024 Leviton Manufacturing Co., Inc. All rights reserved. Subject to change without notice.