

# Passive Infrared Aisle (High Bay) Occupancy Sensor



## BASIC OPERATION

Specifically designed for long, relatively narrow spaces such as warehouse aisle and corridors, the OSWHB-IOW Occupancy Sensor provides long range and high sensitivity.

The OSWHB-IOW Occupancy Sensor is a “high bay” lens. This lens provides coverage up to 55 ft. when mounted 20 ft. above the floor. Can be mounted lower if needed.

The mounting base, provided with the sensor, allows quick and easy mounting in corners, on walls, or on ceilings. The most common applications are factory storage areas, warehouse aisles and corridors.

## APPLICATIONS

- Cafeterias
- Hallways
- Loading docks
- Parking garages
- Stairwells
- Storage rooms
- Warehouses
- Workspaces

## FEATURES

- Fast, simple installation: easy base mount, three wire connection (low voltage) and twist-and-lock detector attachment
- Self-adjusting: internal microprocessor continually analyzes, evaluates and adjusts the infrared sensitivity and time delay. Performance is kept at a maximum and user complaints are eliminated.
- Flexible base mounting: supplied twist-and-lock base mount permits fast alignment. Supplied cover hides mounting hardware and wires. Can be used with

raceways for hard surface installations. Adjustable canopy for wall or ceiling mount.

- Range & coverage: up to 55 ft. for gross body motion or forklift. Max. 7 feet wide.
- Multi-element, high bay lens for mounting up to 30 feet
- Power base (OPB15) available for line voltage applications
- Ambient light recognition: a Light Sensor prevents lights from turning on when the room is adequately lit by natural light
- Non-volatile memory: learned and adjusted settings saved in protected memory are not lost during power outages
- Timer Setting Feature: Automatic - 30sec - 30min  
Test mode - 6sec with auto exit programming
- Walk-through: provides increased energy savings by decreasing the time delay to 2.5min when someone momentarily walks through the monitored space
- High motion sensitivity: large lens area and multi-element lens design gives excellent range and sensitivity
- Custom off-white color matched for shaded ceiling/ corner spaces and most common ceiling tiles
- Uses OSPxx Series Power Pack: Uses Class 2, 24 volt wiring, three wire connection (low voltage). Multiple sensors can control single or multiple power packs.
- Device: high-impact housing and injection molded plastic. Color coded wire leads are 6” long (16.24 cm).
- Infrared Sensing: High sensitivity 9.8 micron detector dual element

## HOW THE OSWHB-I AUTOMATICALLY ADAPTS

Condition	Example	Self-Adaptive Reaction
Timer Left In Test Mode - The sensor remains in an 6 sec. test mode.	An installer accidentally leaves the sensor in the 6 sec. timer test mode and the lights may go off or on every 6 sec.	The sensor automatically resets the timer to 10 min after 15 min of test mode.
False-On - The sensor incorrectly turns the lights on.	The sensor detects movement in the corridor or hall way and the room lights turn on.	After an initial movement is sensed, if another movement is not sensed within the timer setting then the delayed off time setting is automatically reduced.
False-Off - The sensor incorrectly turns the lights off.	The sensor does not detect movement because an occupant sits virtually motionless at a desk and the lights turn off.	If motion is sensed within a short period after the lights go off, then the current delayed off-time setting is increased.

## Leviton Manufacturing Co., Inc. Global Headquarters

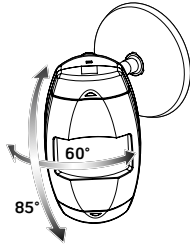
201 North Service Road, Melville, NY 11747-3138 tech line 800-824-3005 fax 800-832-9538

©2023 Leviton Manufacturing Co., Inc. All rights reserved. Subject to change without notice.

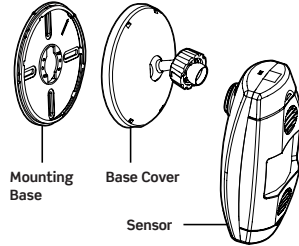
# PRODUCT DATA



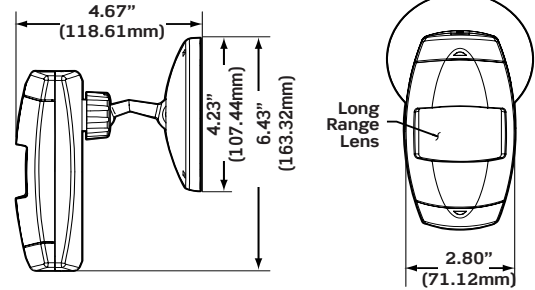
## ADJUSTMENT RANGE



## MOUNTING BRACKET



## DIMENSIONS



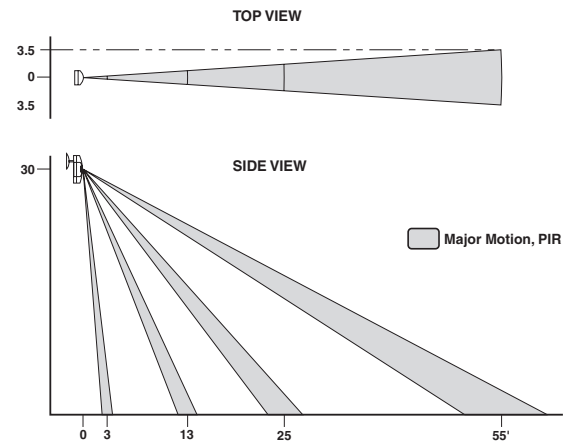
DIP SWITCH SETTINGS			
SWITCH	BANK A	SWITCH FUNCTIONS	SWITCH SETTINGS
A1	N/A	OFF	ON
A2	N/A		
A3	Manual Mode	<b>Auto Adapting Enabled</b>	Auto Adapting Disabled
A4	Walk-Thru Disable	<b>Walk-Thru Enabled</b>	Walk-Thru Disabled
<b>BANK B</b>			
B1	Override to On	<b>Auto Mode</b>	Lights forced On
B2	Override to Off	<b>Auto Mode</b>	Lights forced Off
B3	Test Mode	<b>OFF'ON'OFF</b>	Enter/Exit Test Mode
B4	LED Disable	<b>LEDs Enabled</b>	LEDs Disabled

\*Bold items are factory defaults

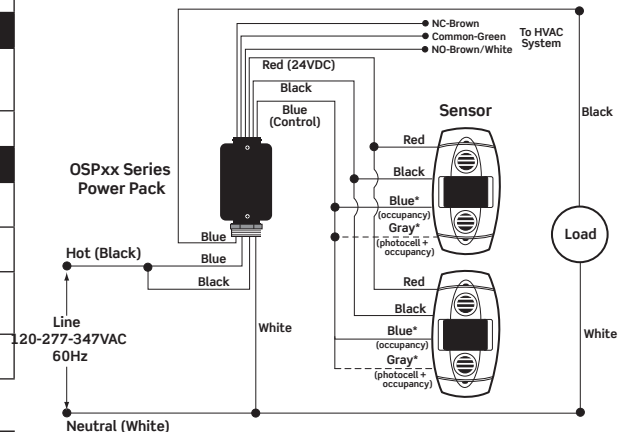
## SPECIFICATIONS

ELECTRICAL	
Power Requirements	24 VDC, 15mA (.36W) from OSPxx Power Pack or OPB15 Power Base
Power Consumption	15mA Stand-by
Output	24 VDC active high logic control signal with short circuit protection
CONTROLS	
Infrared Sensitivity	0 to 100%: red knob (factory setting: 75%)
Light Sensor Adjustment	Blue knob 20 to 3,000 Lux. Factory set at 100% (Grey wire required)
Time Delay	30sec-30min; black knob (Factory setting: 10min)
INDICATORS	
Red LED	Infrared motion technology
ENVIRONMENTAL	
Operating Temperature Range	32-104°F (0-40°C)
Relative Humidity	0% to 95% non-condensing, for indoor use only
OTHER	
Mounting Height	8-10 feet
Listings	CUL/US Certified
Energy Codes	Can be used to comply with IECC, ASHRAE 90.1, and 2019 Title 24, Part 6 occupancy sensing requirements
Warranty	Limited Five-Year Warranty

## FIELD-OF-VIEW



## PHYSICAL WIRING



## ORDERING INFORMATION

CAT NO.	DESCRIPTION
OSWHB-10W	Infrared Aisle (High Bay) Occupancy Sensor

Made in USA with globally sourced components and NAFTA compliant models available.

### Leviton Manufacturing Co., Inc. Global Headquarters

201 North Service Road, Melville, NY 11747-3138 tel 800-323-8920 fax 800-832-9538 tech line (8:30AM-7:00PM ET Mon-Fri) 800-824-3005

### Leviton Manufacturing Co., Inc. Lighting & Controls

10385 SW Avery St., Tualatin, OR 97062 tel 800-736-6682 fax 503-404-5594 tech line (6:00AM-4:00PM PT Mon-Fri) 800-959-6004

### Visit our Website at: [www.leviton.com/sensors](http://www.leviton.com/sensors)

©2023 Leviton Manufacturing Co., Inc. All rights reserved. Subject to change without notice.

G-7734D/K23-am  
REV NOV 2023