

NE100 LCnet SmartJack Package

Application

Leviton's NE100 LCnet SmartJack Package enables Leviton Control Network (LCnet) lighting to be adjusted and configured via a Windows-like GUI for maximum user convenience and control. The system allows you not only to dim and brighten lights and switch them on and off, but also to adjust the settings that direct automatic functions, such as daylight harvesting.

This package is an essential component for any LCnet system incorporating building management features, and where centralized lighting administration and access to advanced settings are desirable. LPD software is ideally suited to cube farms and other spaces where wall controllers are impractical but user control of lighting is required—or in any area where a PC interface is preferred.

The four components that comprise the package are the NE100 SmartJack (with cable), Leviton Personal Dimmer (LPD) software, Leviton Personal Dimmer Administrator (LPDA) software, and Leviton HTTP Server software (LPDS). All software operates on IBM-compatible computers running Windows operating systems equipped with HTTP support and an Ethernet card.

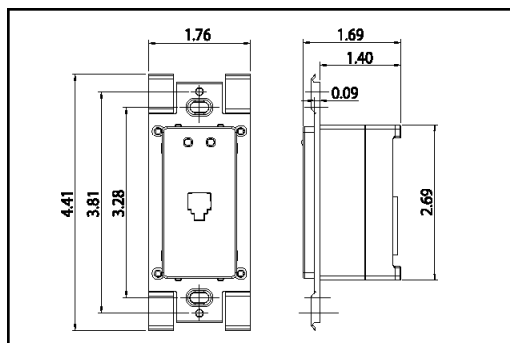
Operation

By linking the LCnet with a building's Intranet, the NE100 LCnet SmartJack Package makes it possible for lighting to be controlled directly from a desktop PC. The LPD enables its users to dim and brighten lights, and switch them on and off. Building managers and facilities personnel can control lights and settings throughout the LCnet using the LPDA.

In conjunction with several other LCnet lighting control products and attached fixtures, desktop PC control is achieved by installing server software, connecting a SmartJack to the server host and, if desired, installing client software on IBM-compatible computers.

A two-way connection is formed between each PC and office lighting controls through a building's existing network infrastructure. The SmartJack translates messages between the low-voltage lighting system and software on the designated LCnet server through a serial port. Leviton HTTP Server transfers information between the SmartJack and the building Intranet. Two LED's on the SmartJack indicate message status:

- LEFT: Red = message sent to computer AND Green = message received from computer.
- RIGHT: Red = message sent to LCnet AND Green = message received from LCnet.



LEVITON SPECIFICATIONSUBMITTAL

JOB NAME:	CATALOG NUMBERS:	
JOB NUMBER:		

Features and Benefits

GENERAL

- Familiar Windows GUI (graphical user interface) for intuitive operations.
- User and administrator control over light fixtures and settings.
- Setup program makes all software easy to install.
- Software can be loaded onto an unlimited number of PC's.

LEVITON PERSONAL DIMMER

- Allows basic lighting control in areas where traditional wall controllers are impractical: such as cube farms and large, open work areas.
- Gives users the ability to adjust lights without ever leaving the seat.
- Enables users with daylight harvesting to change settings that guide automatic light adjustments—maintaining optimal light levels for individual needs.
- Optional programming to dim lights to the Minimum Light Level when occupancy is no longer detected, instead of automatically shutting off the lights.
- Eases service by letting administrator access restricted settings from any LPD computer using a secure password.
- Accommodates workgroups by allowing numerous LPD workstations to be set to control all lighting on a single address.
- Supports supervisors by allowing a single LPD workstation to access multiple addresses.

LEVITON PERSONAL DIMMER ADMINISTRATOR

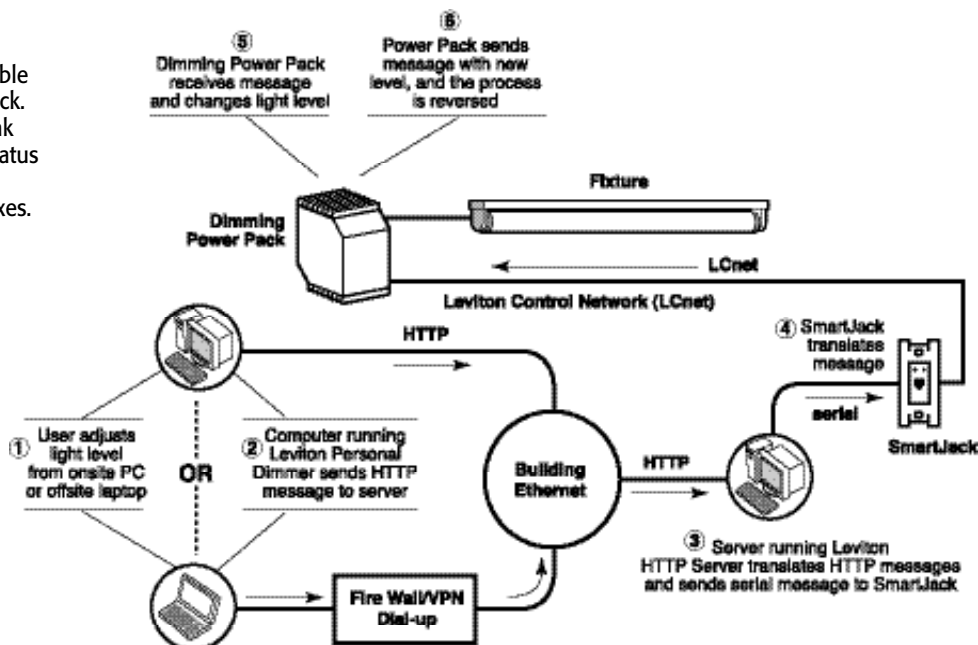
- Gives you all the capabilities of the LPD plus a broader scope and added functionality.
- Provides easy method for system setup, assigning addresses, and adding new users.
- Centralized control over ALL LCnet lighting systems: including dimming/brightening, on/off switching, and all settings.
- Administrator control over all lighting adjustments and fade rates.
- Simple interface with auxiliary systems (including HVAC, Emergency, Time Clock, and Loadshed) for additional savings and safety.

LEVITON HTTP SERVER

- Enables communication necessary for lighting system to operate.
- PC loaded with Server (LPDS) software must be attached to a SmartJack.

NE100 SMARTJACK

- Comes with RJ11-to-DB9 cable for connecting PC to wall jack.
- Contains two LED's that blink red and green to confirm status of message.
- Fits standard NEMA wall boxes.



LEVITON SPECIFICATIONSUBMITTAL

JOB NAME:	CATALOG NUMBERS:	
JOB NUMBER:		

User Interface

The LPDA enables administrators to setup, monitor, adjust, and support LCnet lighting from a centralized location. The LPDA interacts with HTTP Server software to obtain information on all nodes within the system. Clicking on any node displays all users attached to that address, from where you can get full access to those addresses.


The LPDA can be used to activate emergency and loadshed modes, and to schedule auto-off time clock sequences. It can also be used to set:

- Maximum Light Level
- Minimum Light Level
- Light Maintain Level
- 30-Minute Manual Timeout
- Unoccupied State (Light Level)
- Light Regulation Level
- Loadshed Level
- Fade Rates
- Addresses

Node ID	Status	Light Level	Level Min/Max	On/Off	Occupancy	Emergency	Override	Manual Off
Node 00	In Use	861%	000% - 180%	ON	Occupied	OFF	Manual	Manual
Node 01	Available	---	---	---	---	---	---	---
Node 02	In Use	100%	000% - 180%	ON	Vacant	OFF	Automatic	Automatic
Node 03	In Use	891%	000% - 081%	OFF	Occupied	OFF	Automatic	Automatic
Node 04	Available	---	---	---	---	---	---	---
Node 05	Available	---	---	---	---	---	---	---
Node 06	Available	---	---	---	---	---	---	---
Node 07	Available	---	---	---	---	---	---	---
Node 08	Available	---	---	---	---	---	---	---
Node 09	Available	---	---	---	---	---	---	---
Node 10	In Use	100%	000% - 180%	ON	Occupied	OFF	Manual	Automatic
Node 11	In Use	837%	000% - 180%	ON	Vacant	OFF	Automatic	Automatic
Node 12	Available	---	---	---	---	---	---	---
Node 13	Available	---	---	---	---	---	---	---
Node 14	Available	---	---	---	---	---	---	---
Node 15	In Use	829%	000% - 180%	ON	Occupied	OFF	Automatic	Automatic

Main LPDA Screen

The Leviton Personal Dimmer Quick Slider can be left open in the corner of the desktop, for those who want to adjust their lights quickly, without ever leaving their seat.



Advanced Settings Screen

The LPD is a combination of a few, intuitive screens where users can adjust their lights right from the computer. The ability to adjust light levels that serve as the basis for daylight harvesting gives users extreme flexibility to set lighting to individual preferences. Users can also adjust the Unoccupied State (Light Level) and unit of light measurement (to foot-candle or percentage).



SPECIFICATIONS SUBMITTAL

JOB NAME:	CATALOG NUMBERS:	
JOB NUMBER:		

Product Specifications

NE100

Specifications

SMARTJACK Electrical

Input Voltage: 24VDC
Input Current: 40mA
Power Consumption: 1W
Connectivity: RJ11 to DB9 cable
Testing/Code Compliance: UL Listed, CSA Certified, and FCC Part 15

Physical

Size: 4.41 x 1.76 x 1.69in. (11.2 x 4.5 x 4.3cm)
Color: white (with matching wallplate and ivory color change kit for SmartJack)

Environmental

Operating Temperature Range: 0°C to +55°C
Storage Temperature Range: -10°C to +85°C
Relative Humidity: 20% to 90% non-condensing

Warranty: Limited 2-Year Warranty
SOFTWARE

Software System Requirements

Operating System: latest compatibility listed on www.leviton.com/centura
Hardware Requirements: CD-ROM drive, Ethernet card, HTTP support

INSTALLATION

SMARTJACK

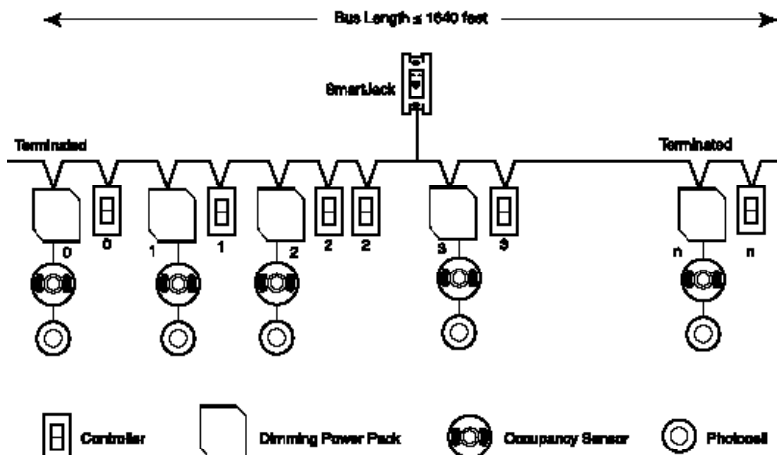
The SmartJack must be installed on a LCnet server that is part of a network that supports HTTP and has Leviton HTTP Server software (LPDS) loaded on it.

Low Voltage Class 2 Wiring

- Daisy chain to power pack bus.
- Make connections in junction box no longer than 29ft drop.
- Use CAT5-type wiring.

Computer Connection

Connect to PC via supplied cable: DB-9 end connects to PC and RJ-11 end clicks inside SmartJack.



Leviton Software

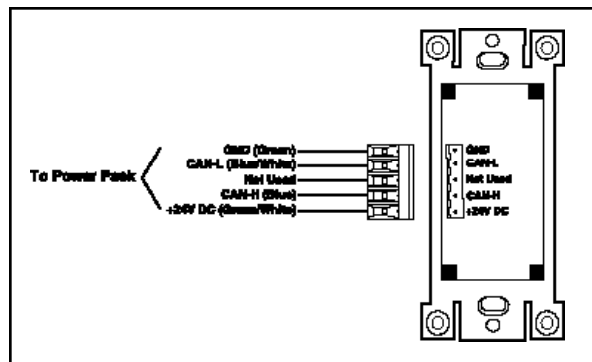
The Leviton CD that comes as part of this package contains a setup application for each program. Complete installation instructions can be found on www.leviton.com and within the User Guide for any LCnet lighting system.

HTTP Server

Must be installed on the PC that has an NE100 SmartJack connected to it and meets all system requirements.

- If the serial port number = 1: running the setup program under the LPDS directory on the Leviton CD will install the software.
- If the serial port number = 1: The serial port number should be corrected in the Open the SerCnf.txt file using a text editor such as Notepad.

Using the existing Intranet infrastructure eliminates the need for additional hardwiring.



Leviton's Limited Two-Year Warranty

This warranty gives you specific rights, and you may also have other rights, which vary in different states and countries. Leviton warrants to the original consumer purchaser that this product is free of defects in materials and workmanship for 2 years from the purchase date. Leviton's only obligation is to correct such defects by repair or replacement, at its option, if within such 2 years the product is returned prepaid, with proof of purchase date, and a description of the problem to the Leviton Manufacturing Co., Inc., ATTN: Quality Assurance Department, 59-25 Little Neck Pkwy., Little Neck, NY 11362-2591. This warranty does not cover labor for removal or reinstallation of the product and is void on any product installed improperly or in an improper environment, overloaded, misused, opened, abused, or altered in any manner. There are no implied warranties of any kind, but if implied warranties are required by the applicable jurisdiction, Leviton limits the duration of any implied warranty of fitness for use or merchantability to 2 years. Leviton is not liable for incidental or consequential damages, including without limitation, loss of equipment use and lost sales or profits, for breach of any warranty on this product. Some jurisdictions may not allow exclusion of or limitations on how long an implied warranty lasts or the exclusion or limitation of incidental or consequential damages, so the above exclusions or limitations may not even apply to you.



SPECIFICATIONS SUBMITTAL

JOB NAME:	CATALOG NUMBERS:	
JOB NUMBER:		



Leviton Mfg. Co., Inc.
59-25 Little Neck Pkwy • Little Neck, NY 11362-2591 • Tech Line: 1-800-824-3005 • Fax: 1-800-832-9538

Visit our Website at: www.leviton.com

© 2001 Leviton Manufacturing Co., Inc. All Rights Reserved



G-6239Q/J2/eg

J-2