

LevNet RF Self-Powered Wireless Solutions

Wall Switch Receivers



- RF Wall Switch Receiver fits in a standard single-gang wall box
- No new wires required, product utilizes existing A/C and Load wiring
- Compatible with incandescent, fluorescent and low-voltage lighting
- Compatible with electronic and magnetic ballasts
- Simple, fast installation, replace existing light switch and pair/learn a Self-Powered transmitter switch or sensor in under 10 minutes
- Decorator style wall switch utilizes the Leviton Vizia push ON/OFF return-to-neutral design
- Neutral and non-neutral Wall Switch Receiver models available

DESCRIPTION

The Leviton line of LevNet RF Wall Switch Receivers work in conjunction with EnOcean-enabled Self-Powered Wireless Lighting Control Products to provide an optimal solution for retrofit lighting needs. These wireless products combine Leviton's switching technology with self-powered and wireless technologies, developed and licensed from EnOcean®. The Wall Switch Receiver can be installed in place of traditional single-pole wall switches and fits in a standard single-gang wall box. No additional wiring is required.

These components are compatible with incandescent, fluorescent and low-voltage lighting. The EnOcean Receiver responds to signals from the EnOcean transmitters switching the relay (controlling the load) on or off. The Receiver features a single push ON/OFF (return-to-neutral) manual-override switch that can be used to toggle the ON/OFF status of the light load.

PRODUCT DATA

APPLICATIONS

Leviton's line of LevNet RF products are the ideal solution for energy saving and efficient lighting retrofits and new construction. Installation is quick and easy with no additional wiring required. Simply replace the existing wall switch with Leviton's RF Wall Switch Receiver, pair it with a selected Self-Powered Remote Switch or RF PIR Occupancy Sensor and the installation is complete.

The Basic RF Receiver Switch is used for single load applications with WSC or WSSoS-P. The Advanced RF Receiver Switch is used for multiple loads when flexibility is desired in design for all Transmitters - Rocker, Momentary and Toggle.

Product Compatibility

- **Basic:** WSC, WSSoS-P
- **Advanced:** EnOcean-enabled Transmitter Switches and Occupancy Sensors - WCS, WSSoS, WSoRC, WSSLT (in PTM mode)
- **WSSoS-P:** WSSoS-R, WSSLT, WSC

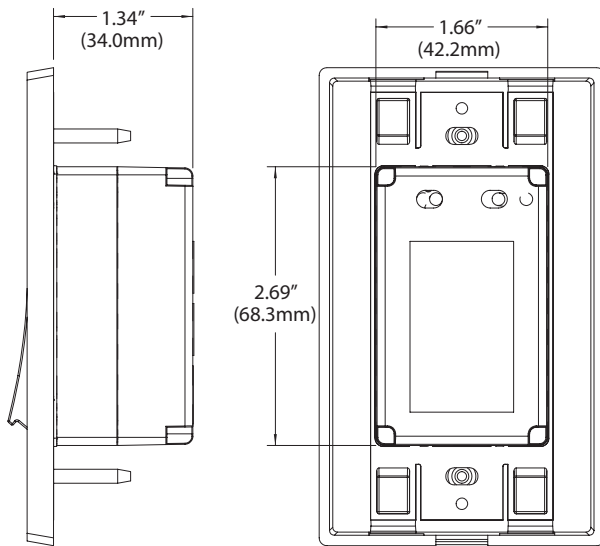
For more information, refer to the LevNet RF Product Compatibility Matrix sheet.

- Retrofits
- Conference rooms
- Lounges
- Executive offices
- Daycare facilities
- Three-way switch application (WSSoS-P Wireless Remote Switch)
- Bi-level lighting or A/B switching
- New construction
- Classrooms
- Private offices
- Restrooms
- Multimedia areas

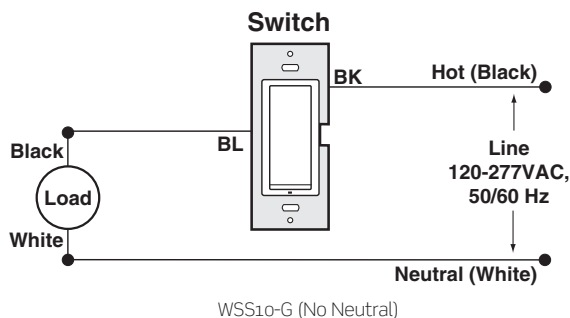
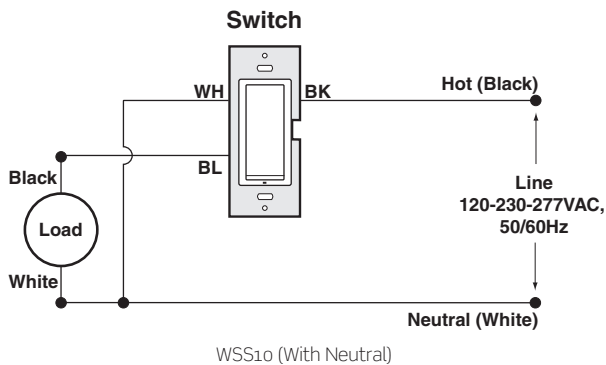
FEATURES

- **No New Wiring Required:** the RF Wall Switch Receiver simply replaces the existing light switch and then communicates with self-powered switches and sensors via radio frequency.
- **Manual ON/OFF Switching:** provides pushbutton manual-ON/OFF light switching of each light load at any time.
- **Maximize Energy Savings:** when paired with RF PIR Occupancy Sensor, RF Wall Switch contains all sensor settings. Manual-ON/Auto-ON, Auto-ON/Auto-OFF, Walk Through Timer, Auto Time-Out selections of 2 minutes for testing, 10, 20 or 30 minutes. Allows flexibility and customized adjustments to maximize energy savings.
- **Presentation/Viewing Mode:** turn lights OFF and keep them OFF while room is occupied (i.e.: for slide or film presentations) automatically returns to normal when manually switched back ON or room becomes vacant and time delay expires.
- **Walk-Thru Feature:** maximizes energy savings by assuring a 2.5 minute time-out if motion is not present after 2 minutes in Auto-ON mode.
- **Standard Size for Seamless Installation:** RF Wall Switch Receiver fits in a standard singlegang wall box. Neutral and non-neutral models available.
- **True Zero-Cross Relay:** switches at the zero crossing point of the AC power curve to ensure maximum contactor life and compatibility with electronic ballasts.
- **All Digital Circuitry:** uses minimum components for maximum reliability and low cost.
- **Energy Savings and Efficiency:** lowest power consumption of any RF device - less than 1/2W per 120V device and less than 3/4W per 277V device annually - approximately 70% savings over other RF devices.
- **Air Gap Switch:** assures A/C power disconnects for safety (WSS10-G).
- **Color Change Kits:** (white, ivory and light almond) included for design flexibility, ease of ordering, inventory and cost control.
- **10A load rating:** for commercial lighting circuits.
- **EnOcean technology enabled** for RF communication from Self-Powered Lighting Controls. Advanced version is compatible with other EnOcean-enabled Transmitter Switches and Occupancy Sensors.
- **H.I.S (High In-Rush Stability):** arching design for use with all commercial ballasts.
- **Retrofit Energy Saving Bi-level Lighting with Occupancy Sensor Control:** replace two light switches with RF Wall Switch Receivers, pair both with Self-Powered RF PIR Sensor, set the first RF Wall Switch as Auto-ON and the Second as Auto-OFF.

DIMENSIONS



WIRING DIAGRAMS



SPECIFICATIONS

ELECTRICAL	
Input Voltage	120-230-277VAC
Output Channels	Form C Latching Relay
Operational Frequency	50/60Hz
Power Consumption	120V < 1/2 Watt 277V < 3/4 Watt
Communication Frequency	315Mhz
Memory	Stores up to 10 Transmitter IDs
Range	50-150 feet (no neutral loses 25')
Button Pairing Modes	Basic: WSSoS-P, WSC; Advanced: Rocker, Momentary and Toggle
Vacancy Confirmation	30 seconds
Load Rating	Incandescent: 800W @ 120V Fluorescent Ballasts: 1200VA @ 120V, 2700VA @ 277V Motor: 1/4 HP Load @ 120V For non-neutral models: 25W minimum load required
Wire Designation	Line-Black, Load-Blue, Neutral-White (Neutral Required models only)
ENVIRONMENTAL	
Operating Temperature Range	32°F to 104°F (0°C to 40°C)
Storage Temperature Range	32°F to 104°F (0°C to 40°C)
Relative humidity	0% to 95%, non-condensing
Usage	Indoors only
OTHER	
Listings	CEC Title 24 compliant, C-ETL/ETL Listed to UL508, FCC Certified for wireless communication
Warranty	Limited 5-year
CAT. NO.*	DESCRIPTION
WSS10-oD	Basic RF Wall Switch Receiver
WSS10-GD	Basic RF Wall Switch Receiver, Non-Neutral
WSS10-oU	Advanced RF Wall Switch Receiver
WSS10-GU	Advanced RF Wall Switch Receiver, Non-Neutral
WSSCC-ooG	Faceplate, Gray
WSSCC-ooE	Faceplate, Ebony

*All WSS10 models ship with the Color Change Kit - includes a White, Ivory and Light Almond Faceplate.

Made in USA with globally sourced components and NAFTA compliant models available.

The following components are also part of the Leviton LevNetRF Self-Powered Wireless Lighting Controlled Products: Self-Powered RF PIR Occupancy Sensors, Self-Powered RF Transmitter Switches, Line Voltage & Low Voltage RF Receivers, RF Plug-in Receivers, Low Voltage RF Room Controllers (Check with Leviton for compatibility)

LEVITON SPECIFICATION SUBMITTAL

JOB NAME:	CATALOG NUMBERS:
JOB NUMBER:	

Leviton Manufacturing Co., Inc. Lighting Management Systems

201 N. Service Rd. Melville, NY 11747-3138 Tech Line: 1-800-824-3005 Fax: 1-800-832-9538 www.leviton.com/lms

Leviton Manufacturing of Canada, Ltd.

165 Hymus Boulevard, Pointe Claire, Quebec H9R 1Eg • Telephone: 1-800-469-7890 • FAX: 1-800-563-1853

Leviton S. de R.L. de C.V.

Lago Tana 43, Mexico DF, Mexico CP 11290 • Tel. (+52) 55-5082-1040 • FAX: (+52) 5386-1797 • www.leviton.com.mx

Visit our Website at: www.leviton.com/lms

© 2010 Leviton Manufacturing Co., Inc. All rights reserved. Subject to change without notice.