

LEO LED Ellipsoidal Zoom Fixture, 8-22° Field Angle



DESCRIPTION

The Leviton LEO LED Ellipsoidal Zoom Fixture for stage offers exceptional performance with a highly engineered optical system. The fixture reduces energy costs with a high-efficient LED module and PWM dimming power source. This narrow-angle, 200W high lumen output, white LED profile spotlight includes a high-specification double condenser optical system for clean, crisp gobo projection.

Operations are easy and direct with an intuitive rotary control knob and a 2.8" LCD screen showing the DMX address, LED engine temperature, dimming value and show and control modes.

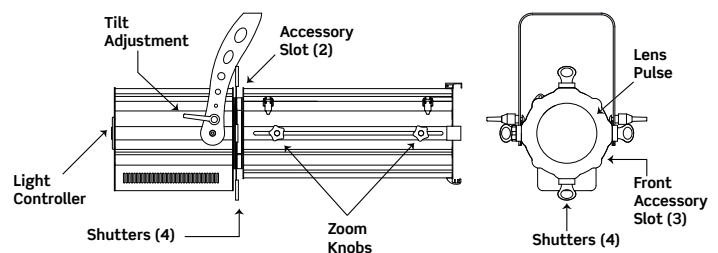
APPLICATIONS

- Theaters
- Studios
- Concerts
- Front-of-house positions
- On-stage positions
- Side booms

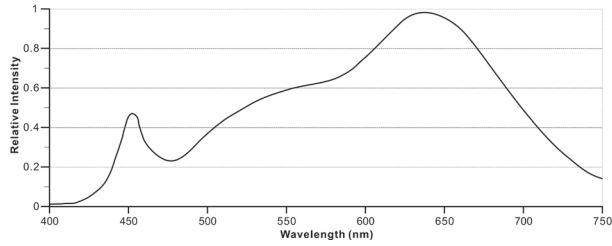
FEATURES

- Covers a 8-22° field angle
- Excellent skin tone rendering
- High-performance LED fixture
- High quality light output
- Real time temperature monitoring to extend LED life; LNE/safe mode operation for forced high brightness when required
- Gel rendering—similar to Tungsten lamp fixtures
- Guaranteed color consistency between units and over time
- Color temp: 3,200 or 5,600K
- High-frequency, no flickering on video
- 4 blade shutters
- Easy access door for lens cleaning
- 5-pin DMX input, powerCON input and feed through
- 1-5 channel DMX control
- RDM compatible for precise monitoring
- Available in warm white and daylight color temperatures
- ETL, CETL, CE listed

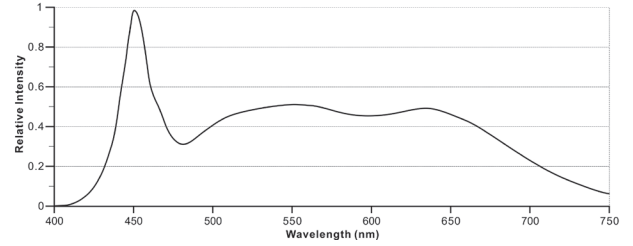
FEATURES DIAGRAM



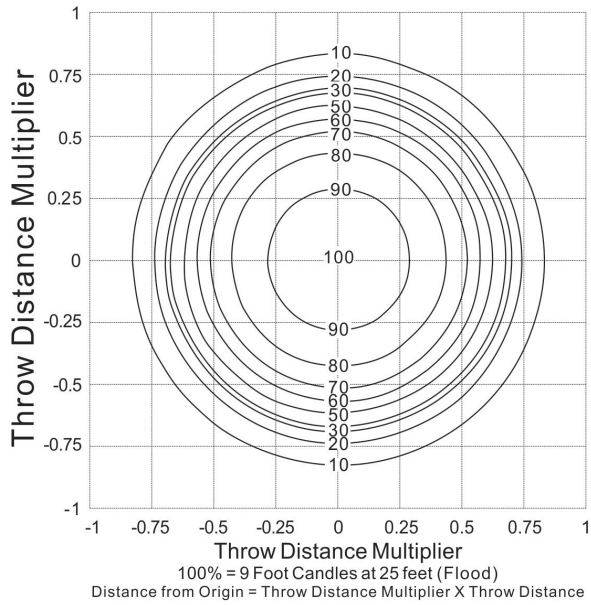
SPECTRAL DISTRIBUTION—3200K



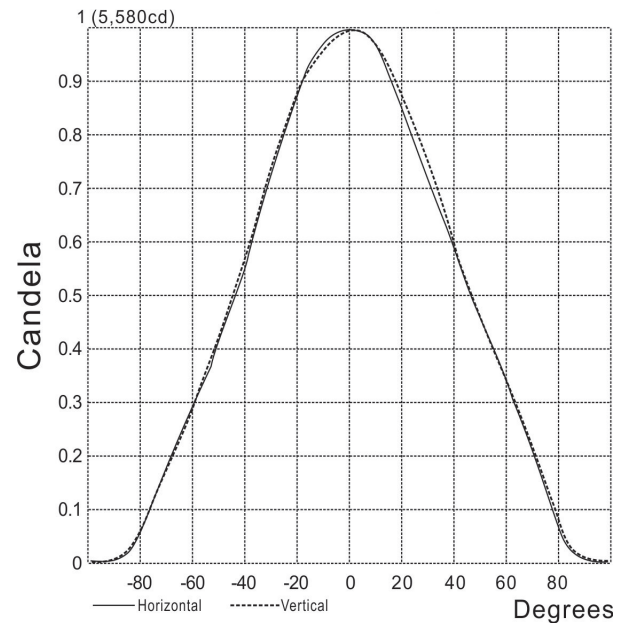
SPECTRAL DISTRIBUTION—5600K



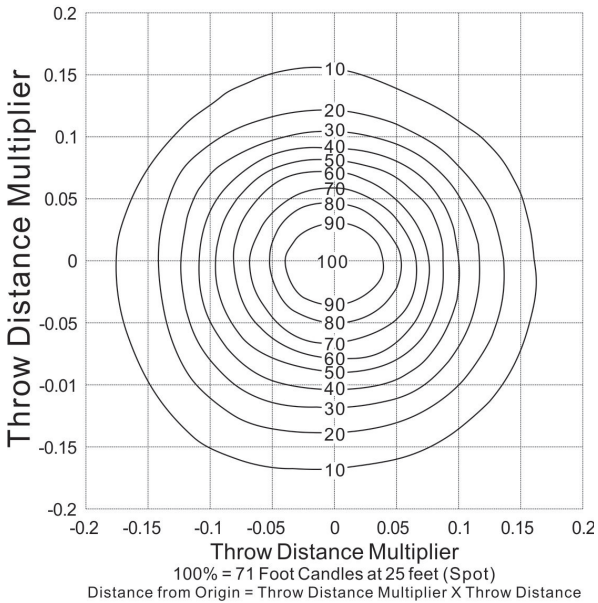
ISO-FOOTCANDLE PLOT COSINE—FLOOD



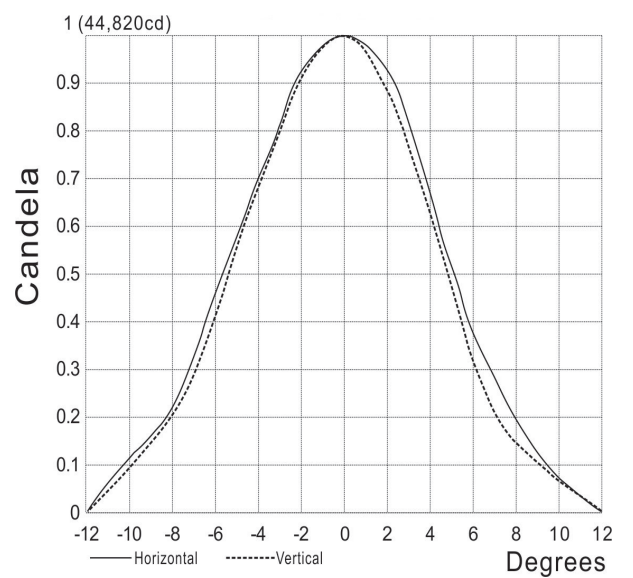
CANDELA PLOT—FLOOD



ISO-FOOTCANDLE PLOT COSINE—SPOT

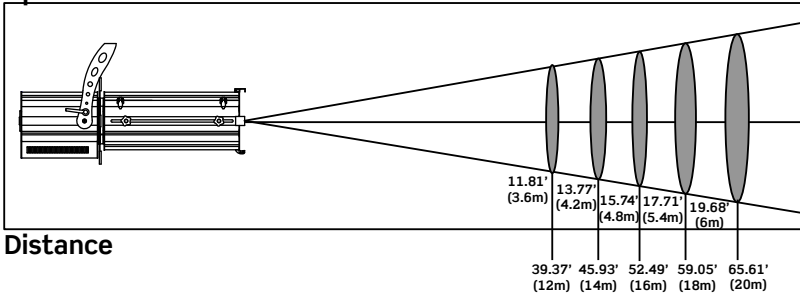


CANDELA PLOT—SPOT

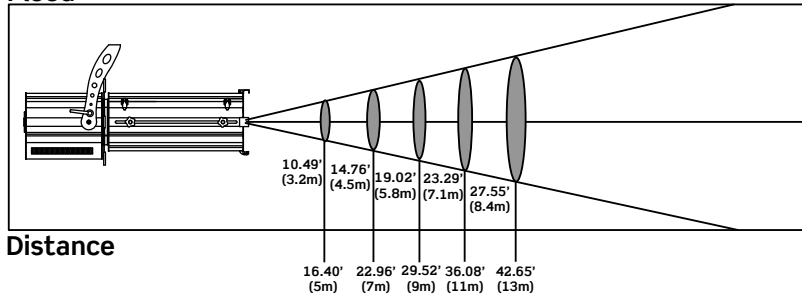


PHOTOMETRIC DATA

Spot



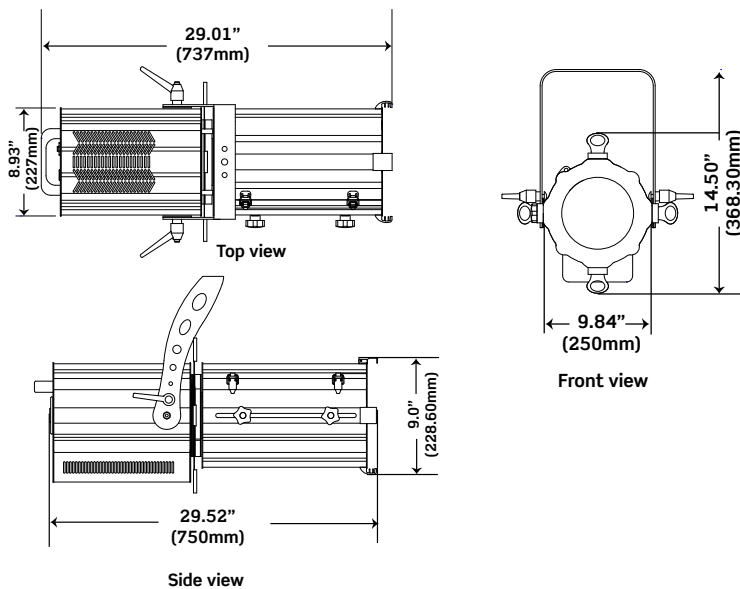
Flood



PHOTOMETRIC DISTANCE

Spot	DISTANCE									
	39.37' (12m)		45.93' (14m)		52.49' (16m)		59.05' (18m)		65.61' (20m)	
	FC	Lux	FC	Lux	FC	Lux	FC	Lux	FC	Lux
3,200K	48	520	35	382	27	292	21	231	17	187
5,600K	58	624	42	458	32	351	26	277	21	225
Flood	DISTANCE									
	16.40' (5m)		22.96' (7m)		29.52' (9m)		36.08' (11m)		42.65' (13m)	
	FC	Lux	FC	Lux	FC	Lux	FC	Lux	FC	Lux
3,200K	73	789	37	403	22	244	15	163	11	117
5,600K	88	947	44	483	27	292	18	196	13	140

DIMENSIONS



Leviton Manufacturing Co., Inc. Energy Management, Controls and Automation

20497 SW Teton Avenue, Tualatin, OR 97062 tech line 800-959-6004 fax 503-404-5594

©2016 Leviton Manufacturing Co., Inc. All rights reserved. Subject to change without notice.

SPECIFICATIONS

MECHANICAL	
Construction	Extruded aluminium alloy and steel plates for a lightweight and rigid construction
Paint/Finish	Black epoxy-polyester powder paint and anodizing, available in white, custom order
Mounting	1/2" mounting hold for center and offset mounting using balanced and curved yoke
Lens Tube	50° rotating lens tube, gate and accessories holder
Accessory slots	3 for Gobos, iris, etc.
Color frame	Metal, 9.64" x 9.64" (245mmx245mm), black
Gobo frame	Supported size "B" gobo frame (W 3 3/4", open 2 3/4") works with steel, glass, dichroic, printed and laser printed gobos
Lens access	Hinged cover on top of lamp tube
ELECTRICAL	
Light source	200W LED array, white, 3,200K or 5,600K, CRI 90+
Power input	100-260VAC, 50/60 Hz, powerCON locking 3 pole connector, blue
Power output/Feed through	PowerCON, locking 3 pole connector, 8A max, white
Power consumption	227W at full power, 9W in sleep mode
Cable	Paired with 36" PBG cable, locking stage pin available
Compliance	ETL, cETL, CE
OPERATION	
Working position	Max tilting +30° to -90° from horizontal
Zoom adjustment	Two adjustable knobs on the side of the lamp tube
DMX channels	1-5 depending on configuration
RDM	ANSI E1 .20-2006 RDM
Input DMX signal loss	Last scene hold
Dimming	0-100%, DMX or local dimming knob control
LED temperature	Built-in sensor real time monitoring and adjustment
Fan speed control	Automatically adjustable or 4 fan speed levels with forced quiet mode
Built-in effects	8; manual or remote control
LED TYPE	
200W X 1	White LED lamp, 50,000 hours at 77° F (25°C) max
Beam color temperature	3200K or 5600K
Color Rendering Index (CRI)	90+ CRI
ENVIRONMENTAL	
Operation humidity	5-95% non-condensing
Operation temperature	32-95° F (0-35°C)
OTHER	
Accessories	Iris, "B" size metal gobo holder (W 3 3/4", open 2 3/4")
Weight	33.28lbs (15.1kg)
ORDERING	
LED08-LTB	LEO LED Lens Tube, zoom, 8-22° beam angle
LED00-30B*	LEO LED Ellipsoidal Zoom Body, 3200K, requires compatible lens tube, black
LED00-50B*	LEO LED Ellipsoidal Zoom Body, 5600K, requires compatible lens tube, black

*Purchase lens tube and light engine body separately

Leviton Manufacturing Co., Inc. Energy Management, Controls and Automation

20497 SW Teton Avenue, Tualatin, OR 97062 **tel** 800-736-6682 **fax** 503-404-5594 **tech line** (6:00AM-4:00PM PT Mon-Fri) 800-959-6004

Leviton Manufacturing Co., Inc. Global Headquarters

201 North Service Road, Melville, NY 11747-3138 **tel** 800-323-8920 **fax** 800-832-9538 **tech line** (8:30AM-7:00PM ET Mon-Fri) 800-824-3005

Visit our Website at: www.leviton.com/entertainment

©2016 Leviton Manufacturing Co., Inc. All rights reserved. Subject to change without notice.

G-9722/E16-aa