


GreenMAX® DRC Phase Control Dimmer



Description

The GreenMAX® DRC Phase Control Dimmer is used for incorporating 2-wire phase control loads into GreenMAX DRC systems.

System Description

The GreenMAX DRC Room Control System offers a fully distributed room control system, with each room operating independently of others—no dependence on network processors or centralized controllers. This revolutionary system is fully configurable via the GreenMAX DRC app for smart devices, and can be used to comply with IECC, ASHRAE 90.1, and 2022 Title 24, Part 6 occupancy/vacancy sensing, multi-level lighting, daylight harvesting, partial-ON, partial-OFF, scheduling, exterior lighting, demand response and receptacle control requirements, and is listed on the DesignLights Consortium® (DLC) Qualified Product List (QPL).

GreenMAX DRC App

Wirelessly commission, configure, control, monitor and provision the GreenMAX DRC system using the GreenMAX DRC App designed for any WiFi-enabled Android or iOS smart device.

Applications

- 1-4 channel LumaCAN phase control dimmer
- Control wall sconces, chandeliers, pendant lighting, track lighting, and more for precise dimming of architectural light fixtures

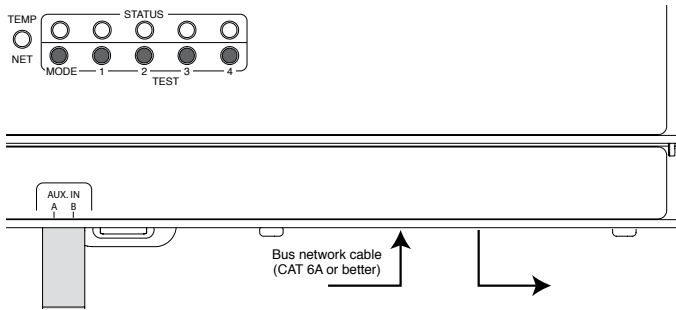
Features

- Utilizes Leviton High Inrush Stability (H.I.S.) circuitry for increased reliability
- Connects via the LumaCAN® network via RJ45 connectors and CAT6 wiring
- SSL7 compliant dimming curve
- Forward or reverse phase control, multi-channel dimmer
- 2 wires, hot and neutral, per dimmer
- 120/230/277V operation; 50/60 Hz
- Each channel phase selectable—supports LED loads at full capacity
- LumaCAN network communication
- Single channel low voltage contact closure input (NOT analog input)
- AMPLify feature—combine channels to increase output for occupancy sensor or momentary switch, or emergency
- Test button for each channel
- Level indicator of each channel
- Zero cross detection for longer dimmer life
- DIN rail installable for flexible enclosure selection (enclosure purchased separately)
- Listed on the DesignLights Consortium® (DLC) Qualified Product List (QPL)

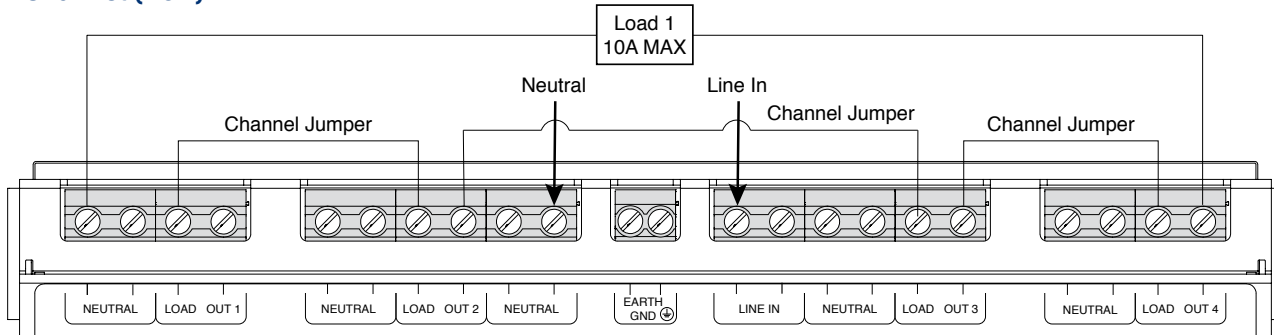
Use with These Leviton Systems

- GreenMAX DRC
- Sapphire™ Touchscreen

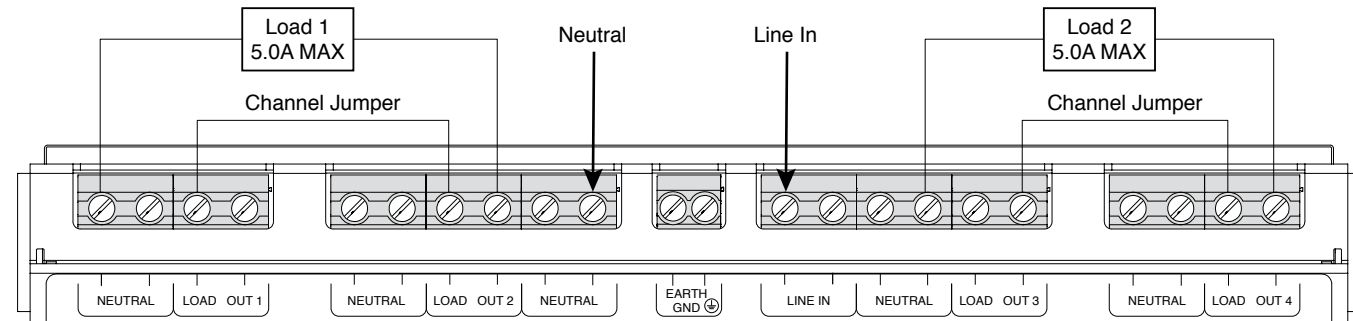
Wiring Diagrams



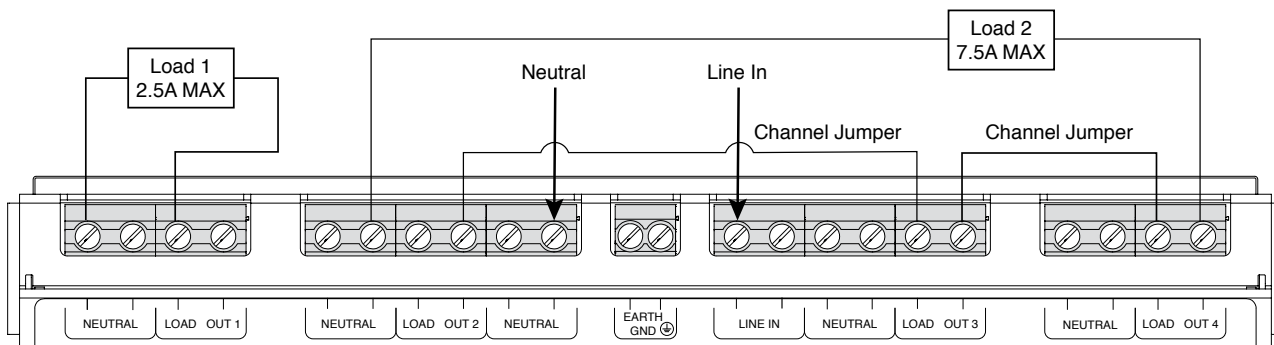
1-Channel (10A)



2-Channel (5A)

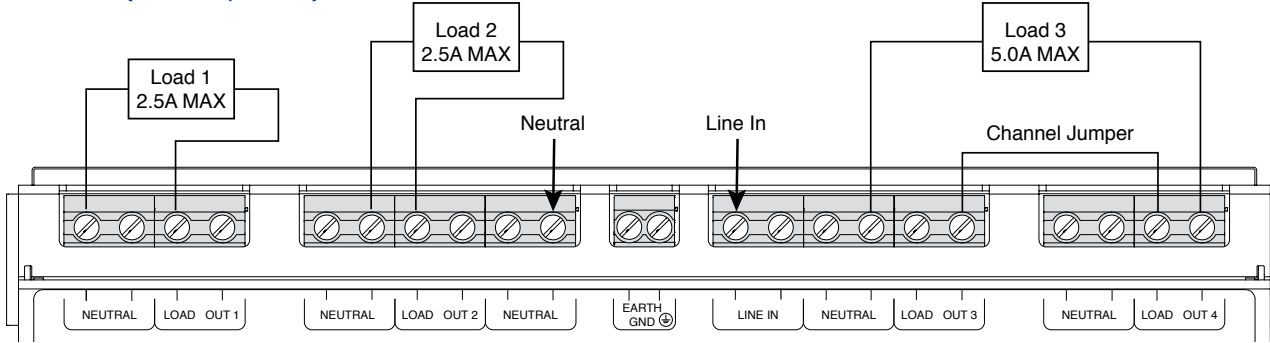


2-Channel (1X2.5A, 1X7.5A)

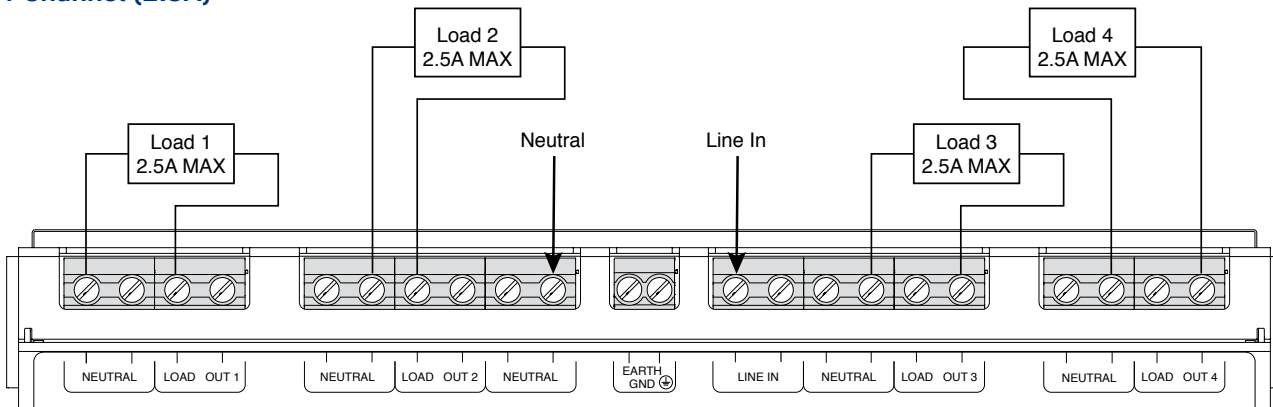


Wiring Diagrams

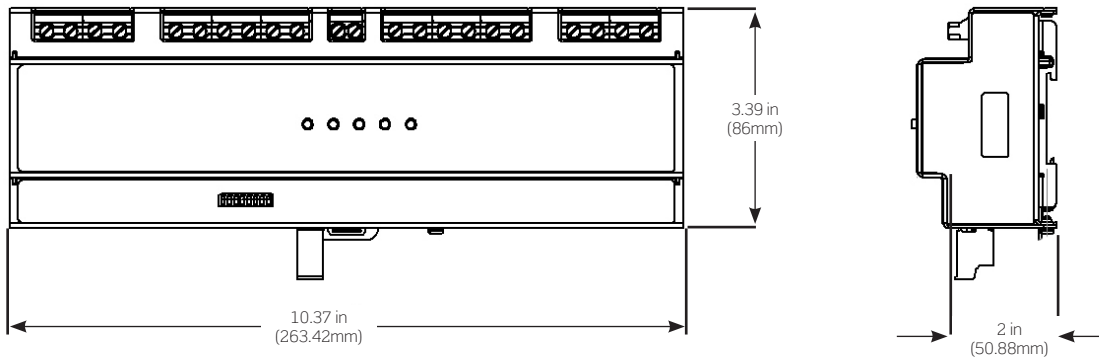
3-Channel (2X2.5A, 1X5A)



4-Channel (2.5A)



Dimensions



Amplify Feature

Two or more channels can be wired in parallel to amplify your load carrying capacity. The chart below indicates the configurations and operating modes which are supported.

Mode	No. of Channels	Channel 1 Capacity	Channel 2 Capacity	Channel 3 Capacity	Channel 4 Capacity
1*	1	10A	Jumper to 1	Jumper to 2	Jumper to 3
2(5)	2	5A	Jumper to 1	5A	Jumper to 3
2(7.5)	2	2.5A	7.5A	Jumper to 2	Jumper to 3
3	3	2.5A	2.5A	5A	Jumper to 3
4	4	2.5A	2.5A	2.5A	2.5A

*Default Mode from the factory is single (1) channel mode with jumpers installed between all four channels. In this mode, the dimmer operates like a single channel dimmer with max capacity of 10A. For other configuration, jumpers must be removed as per the chart above.

Specifications

Electrical	
Input Voltage	120-277VAC, 50/60 Hz
Max Input Current	5A (2 channel), 10A (4 channel)
Load Ratings	Dimmable LED, CFL, electronic ballast, incandescent, ELV. @277V (2.5A, 693W); see Amplify chart for details.
Incompatible Load Types	Inductive, magnetic ballast, magnetic transformer, fans, motor. Control of some of the incompatible load types may be achievable by using a PE100. Refer to the PE100 data sheet and the Leviton Quotes team for additional details.
Environmental	
IP Rating/Enclosure	IP20, Type 1
Operating Temperature Range	32° to 140° F (0° to 60° C)
Storage Temperature	-40° to 158° F (-40° to 70° C)
Connectivity	
Network Connections	(2) RJ45, CAT6 or better for connection to LumaCAN network. Termination provided via local termination switch.
LumaCAN Network Power Consumption	100mA
Network Topology	Daisy chain, 1600' max between repeaters Home-run topology and network length up to 10,000' can be achieved when using LumaCAN network repeaters (NPRPT) Maximum 110 nodes between repeaters Maximum 250 nodes on a LumaCAN network
Other	
Listings	Listed on the DesignLights Consortium® (DLC) Qualified Product List (QPL)
Energy Codes	Can be used to comply with IECC, ASHRAE 90.1, and 2022 Title 24, Part 6 occupancy/vacancy sensing, multi-level lighting, daylight harvesting, partial-ON, partial-OFF, scheduling, exterior lighting, demand response and receptacle control requirements
DIN Rail Space	(1) DRDOP = 15 DIN rail units
Warranty	5-year

Ordering Information

GreenMAX DRC Phase Control Dimmer	
Cat. No.	Description
DRDDP-A40	GreenMAX DRC Phase Control Dimmer, 4 channel*
DINRK-A01	DIN Rail Rack Mount Enclosure, Small, 14x10" with (1) 12.9" rail
DINRK-A03	DIN Rail Rack Mount Enclosure, Medium, 21x25" with (3) 13.7" rails
DINRK-A06	DIN Rail Rack Mount Enclosure, Large, 25x48" with (5) 19.5" rails

*Requires DIN rail enclosure, purchased separately

Leviton Manufacturing Co., Inc. Lighting & Controls

10385 SW Avery Street, Tualatin, OR 97062 **tel** 800-736-6682 **tech line** (6:00AM-4:00PM PT Mon-Fri) 800-959-6004

Leviton Manufacturing Co., Inc. Global Headquarters

201 North Service Road, Melville, NY 11747-3138 **tel** 800-323-8920 **tech line** (8:00AM-10:00PM ET Mon-Fri, 9:00AM-7:00PM ET Sat, 9:00AM-5:00PM ET Sun) 800-824-3005

Visit our Website at: www.leviton.com/greenmaxdrc

©2024 Leviton Manufacturing Co., Inc. All rights reserved. Subject to change without notice.

G-10412F /F24-aa
REV JUN 2024