

# GreenMAX® DRC Multi-Channel Relay



## Description

The GreenMAX® DRC Multi-Channel Relay provides multiple channels of switching with optional 0-10V control for both dimming and switching of loads. This device communicates on the LumaCAN network and offers full integration with the DRC system.

## System Description

The GreenMAX DRC Room Control System offers a fully distributed room control system, with each room operating independently of others—no dependence on network processors or centralized controllers.

This revolutionary system is fully configurable via the GreenMAX DRC app for smart devices, and can be used to comply with IECC, ASHRAE 90.1, and 2022 Title 24, Part 6 occupancy/vacancy sensing, multi-level lighting, daylight harvesting, partial-ON, partial-OFF, scheduling, exterior lighting, demand response and receptacle control requirements. Listed on the DesignLights Consortium® (DLC) Qualified Product List (QPL) for Networked Lighting Controls (NLC).

## GreenMAX DRC App

Wirelessly commission, configure, control, monitor and provision the GreenMAX DRC system using the GreenMAX DRC App designed for any WiFi-enabled Android or iOS smart device.

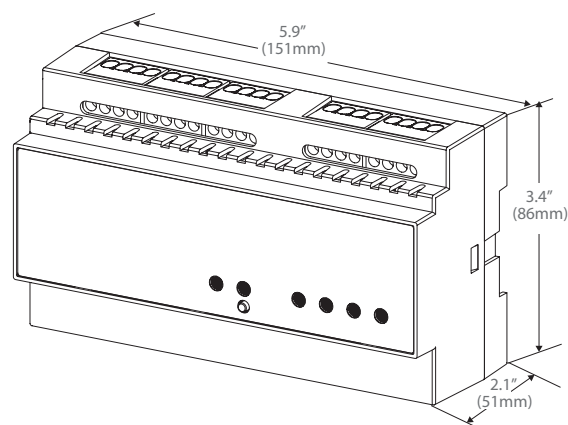
## Features

- Utilizes Leviton High Inrush Stability (H.I.S.) circuitry for increased reliability
- Connects via the LumaCAN® network via RJ45 connectors and CAT6 wiring
- Test button for each channel
- Level indicator of each channel
- DIN rail installable for flexible enclosure selection (enclosure purchased separately)
- Listed on the DesignLights Consortium® (DLC) Qualified Product List (QPL) for Networked Lighting Controls (NLC)

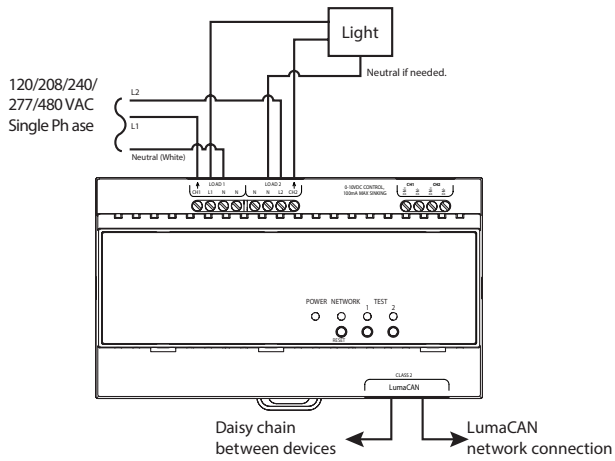
## Applications

- Control of line voltage switching, low voltage switching, and 0-10V controlled loads
- Home run multiple control zones to a single location per room

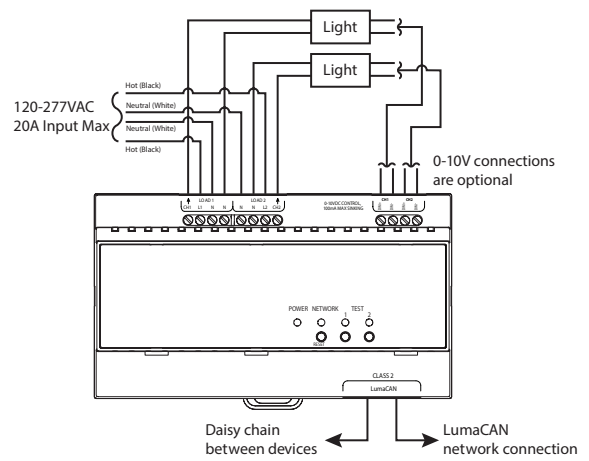
## Dimensions



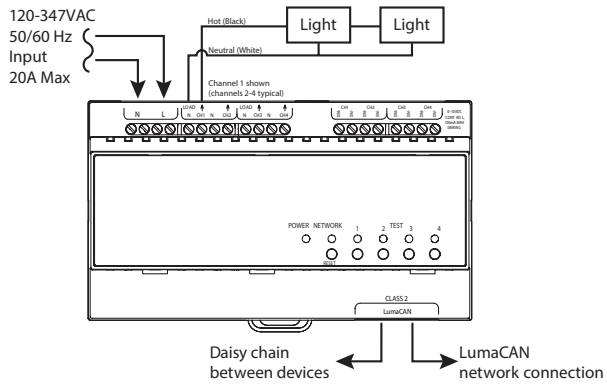
## Wiring Diagrams



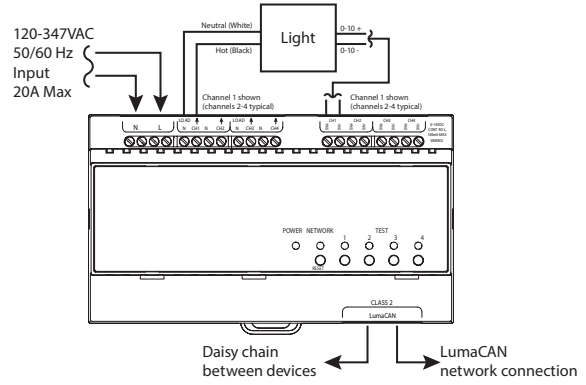
DRDD7-D2U 1 Channel Operation, 2 Pole Load



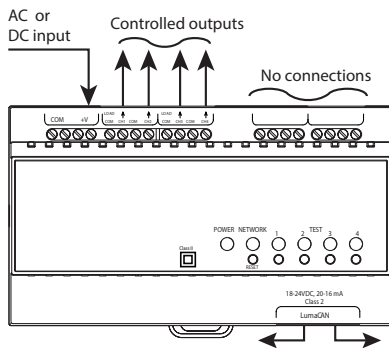
DRDD7-D2U 2 Channel Operation Load, dimming



DRDD7-A4U, Four Channel, Switching Only



DRDD7-A4U, Four Channel, Switching and 0-10V dimming operation



DRDDS-A4L, Input LumaCAN data communication and control power, +18-24VDC, 20-16mA required

**Specifications**

Electrical	DRDD7-D2U	DRDD7-A4U	DRDDS-A4L
Input Voltage	120/208 120/240/ 277/480VAC Single 50/60Hz, 2 Channel or 2 Pole	120-347VAC, 50/60 Hz	120-347VAC 50/60hz, or 0-48VDC
Max Sink Current	20mA, 0mA from LumaCAN	N/A	N/A
Input Current	(2) 20A	20A from line in, 0mA from LumaCAN	20mA from LumaCAN network
Standby	15mA	35mA	20mA
<b>Load Ratings</b>			
LED,CFL, Electronic Ballast @ 120V	16A	5A	5A
LED,CFL, Electronic Ballast @ 277V			
LED,CFL, Electronic Ballast @ 347V	N/A		
Resistive, Tungsten @ 120V	20A		
Resistive, Tungsten @ 208-277V			
General Use @ 120-277V			
Receptacle control (5-20R) @ 120V	20A	N/A	N/A
Receptacle control (6-20R) @ 230V			
Motor @ 120V	1.0 HP	1/3HP	1/3HP
Motor @ 240-277V	2.0 HP		
Motor @ 347V	N/A		
Dry Contact	N/A	N/A	1A DC
Terminal Torque Rating, Line Voltage	5lb-in		
Terminal Torque Rating, Low Voltage	5lb-in		
<b>Environmental</b>			
IP Rating	10		
Operating Temperature Range	32° to 149°F (-10° to 85°C) ambient at the module itself, cabinet external will be lower rating		
Storage Temperature	14° to 185°F (-10° to 85°C)		
<b>Connectivity</b>			
Network Connections	<ul style="list-style-type: none"> <li>LumaCAN via (2) RJ45 connections</li> <li>Termination provided via termination plug</li> <li>Use of feed-through or shielded RJ-45 plugs are not supported. Their use will void product warranty.</li> </ul>		
Topology	<ul style="list-style-type: none"> <li>Daisy Chain, 1600' Max between repeaters</li> <li>Home-Run topology and network length up to 10,000' can be achieved when using LumaCAN network repeaters (Leviton # NPRPT)</li> <li>Maximum 110 nodes between repeaters</li> <li>Maximum 250 nodes on a LumaCAN network</li> </ul>		
<b>Other</b>			
UL Impulse Voltage Category	6000V <347V>, 4000V <277V>		
UL Pollution Degree Category	2		
Control Type	Type 1 Action, Electronic Disconnection		
Dimensions	5.9" (151mm) W x 3.4" (86mm) H x 2.1" (51mm) D		
Listings	Listed on the DesignLights Consortium® (DLC) Qualified Product List (QPL) for Networked Lighting Controls (NLC)		
Energy Codes	Can be used to comply with IECC, ASHRAE 90.1, and 2022 Title 24, Part 6 occupancy/vacancy sensing, multi-level lighting, daylight harvesting, partial-ON, partial-OFF, scheduling, exterior lighting, demand response and receptacle control requirements.		

## Ordering Information

### GreenMAX DRC Multi-Channel Relay

Cat. No.	Description
DRDD7-D2U	LumaCAN DIN Rail Relay with 0-10V Control. 120/208 120/240/277/480. Input 1 Pole or 2 Pole Input. 2 channels switching @ 20A per channel + 0-10V sinking control at 25mA max each.
DRDD7-A4U	LumaCAN DIN Rail Relay with 0-10V Control. 120-347VAC Input, 20A Max. 4 channels switching @ 5A per channel relay ea + 0-10V sinking control at 25mA max each.
DRDDS-A4L	LumaCAN DIN Rail Relay. LumaCAN Powered. 4 channels switching @ 5A AC/DC per channel. Input terminal for line side of relay rated up to 277VAC, 48VDC.

### DIN Rail Cabinets - Sold Separately

Cat. No.	Description
DINRK-CP1	DIN Rail Sealed Enclosure* with Hinged Locking Gasketed Door, 14x10"with (1) 12.9" Rail
DINRK-001	DIN Rail Rack Mount Enclosure, Small, 14x10" with (1) 12.9" Rail
DINRK-A03	DIN Rail Rack Mount Enclosure, Medium, 21x25" with (3) 13.7" Rails
DINRK-A06	DIN Rail Rack Mount Enclosure, Large, 25x48" with (5) 19.5" Rails

### DIN Rail Relays - Sold Separately\*\*

Cat. No.	Description
DINRK-CPL	LumaCAN DIN Rail Relay installed into DINRK-1 enclosure with 0-10V Control. 120-347VAC input, 20A max, 4 channels switching @ 5A per channel relay each + 0-10V sinking control at 25mA max each. Rated for 100% all load types
DINRK-DF1	DIN Rail dead front for use with DINRK-1 enclosure. Provides open area for product status and actuation while shielding user from high voltage terminations. Requires space fillers for any area not populated with product.
DINRK-4RL	LumaCAN DIN Rail Relay installed into DINRK-1 enclosure with 0-10V Control. 4 channels switching @ 5A per channel relay each +0-10V sinking control at 25mA max each. Rated for 100% all load types.

\*Small non-vented enclosure without holes

\*\*Chicago enclosure, dead front, pre-populated

#### Leviton Manufacturing Co., Inc. Lighting & Controls

10385 SW Avery Street, Tualatin, OR 97062 **tel** 800-736-6682 **tech line** (6:00AM-4:00PM PT Mon-Fri) 800-959-6004

#### Leviton Manufacturing Co., Inc. Global Headquarters

201 North Service Road, Melville, NY 11747-3138 **tel** 800-323-8920 **tech line** (8:00AM-10:00PM ET Mon-Fri, 9:00AM-7:00PM ET Sat, 9:00AM-5:00PM ET Sun) 800-824-3005

Visit our Website at: [www.leviton.com/greenmaxdrc](http://www.leviton.com/greenmaxdrc)

©2024 Leviton Manufacturing Co., Inc. All rights reserved. Subject to change without notice.

LES-G-10700/J24-aa