


GreenMAX® DRC Digital Keypads



Product Description

Leviton GreenMAX® DRC Digital Keypads are specifically designed for use with GreenMAX DRC systems, and utilize LumaCAN protocols for unparalleled programming flexibility. All communication and control functions can be performed from any GreenMAX DRC Digital Keypad location. The Keypads offer out-of-the-box code compliant auto configuration with no commissioning required and also support auto-configuration when used with a GreenMAX DRC Room Controller.

For additional features and control, the GreenMAX DRC App for Android and iPhone. Available in 1-, 2-, 4-, and 8-button configurations, these keypads connect using RJ45 connectors and CAT6 cabling.

System Description

The GreenMAX DRC Room Control System offers a fully distributed room control system, with each room operating independently of others—no dependence on network processors or centralized controllers. This revolutionary system is fully configurable via the GreenMAX DRC App for smart devices, and can be used to comply with IECC, ASHRAE 90.1, and 2019 Title 24, Part 6 occupancy/vacancy sensing, multi-level lighting, daylight harvesting, partial-ON, partial-OFF, scheduling, exterior lighting, demand response and receptacle control requirements.

GreenMAX DRC App

Wirelessly commission, configure, control, monitor and provision the GreenMAX DRC system using the GreenMAX DRC App designed for any WiFi-enabled Android or iOS smart device.

Applications

- Permanently installed keypad user interface to the GreenMAX DRC system
- Use with Sapphire™ as digital Keypad recalling scenes
- Multi-location control

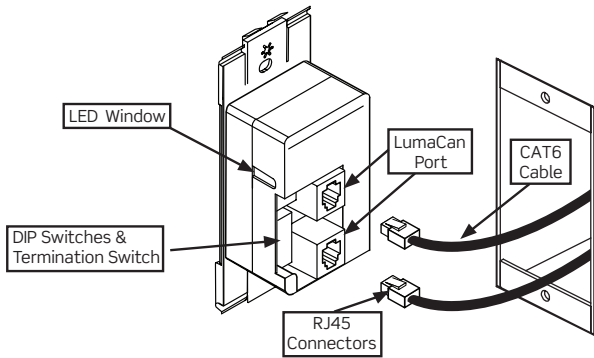
Use With These Leviton Systems

- GreenMAX DRC
- Sapphire™ Touchscreen

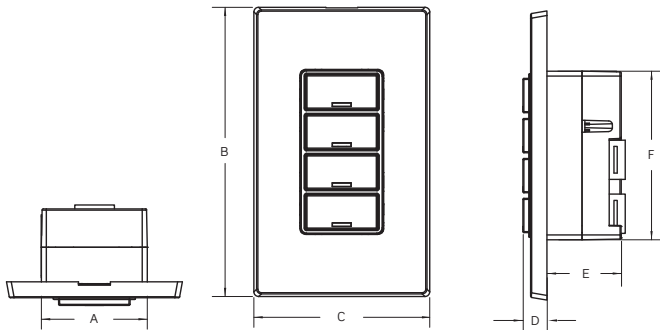
Features

- Models include 1-, 2-, 4-, and 8-button configurations
- RJ45 connectors to provide IN and OUT connections to the LumaCAN network
- Supports auto-configuration when used with a GreenMAX DRC Room Controller
- Can be used to comply with IECC, ASHRAE 90.1, and 2016 Title 24, Part 6 occupancy/vacancy sensing, multi-zone dimming, daylight harvesting, partial-ON, partial-OFF, scheduling, demand response and receptacle control requirements
- Custom engraving available on switch buttons and screwless wall plates
- 1, 2, 4 button: up to 8 characters per two lines of text
- 8 button: up to 4 characters per one line of text
- Each button can be individually programmed for ON, OFF, ON/OFF, dimmed raise/lower, scene ON level, group raise/lower, and other customizable scenes and settings via the GreenMAX DRC app
- Status LED for each button
- Mounts in a standard depth wall box. All switches can be installed in a multi-gang application. The multi-gang wallplate is sold separately
- Available in White with Color Change Kit available for Ivory, Light Almond, Gray, Black and Red
- Powered by the LumaCAN network

Wiring Diagram—Rear View



Dimensions Diagram



	1,2,4,8 Button Switches
A	1.65" (42.06mm)
B	4.60" (117.07mm)
C	2.75" (69.85mm)
D	0.37" (9.55mm)
E	1.16" (29.51mm)
F	2.68" (68.25mm)

Specifications

Electrical	
Input Power	+12-24VDC (LumaCAN integral)
Consumption	50-25mA
Connectors	RJ45
Control Output	Class 2
Cables	CAT6
Connectivity	
Network Connections	(2) RJ45, CAT6 or better for connection to LumaCAN network. Termination provided via local termination switch
Network Topology	Daisy chain, 1600' max between repeaters Home-run topology and network length up to 10,000' can be achieved when using LumaCAN network repeaters (NRPRT) Maximum 110 nodes between repeaters Maximum 250 nodes on a LumaCAN network
Environmental	
Ambient Temperature Range	32° to 131°F (0° to 55°C)
Ambient Humidity	0-90% non-condensing
IR Rating	IP30
Other	
Energy Codes	Can be used to comply with IECC, ASHRAE 90.1, and 2019 Title 24, Part 6 occupancy/vacancy sensing, multi-level lighting, daylight harvesting, partial-ON, partial-OFF, scheduling, exterior lighting, demand response and receptacle control requirements
Listings	UL, cUL (File # E148771), FCC Class B certification
Warranty	5-year

Ordering Information

GreenMAX DRC Digital Keypads

Cat. No.	Description
DRKDN-C1W	GreenMAX DRC Digital Switch, 1-Button, LumaCAN
DRKDN-C2W	GreenMAX DRC Digital Switch, 2-Button, LumaCAN
DRKDN-C4W	GreenMAX DRC Digital Switch, 4-Button, LumaCAN
DRKDN-C8W	GreenMAX DRC Digital Switch, 8-Button, LumaCAN
CKDNK-10y*	GreenMAX DRC 1 Button Color Change Kit
CKDNK-20y	GreenMAX DRC 2 Button Color Change Kit
CKDNK-40y	GreenMAX DRC 4 Button Color Change Kit
CKDNK-80y	GreenMAX DRC 8 Button Color Change Kit
CKDNK-1Ey	GreenMAX DRC 1 Button Color Change Kit with Engraving
CKDNK-2Ey	GreenMAX DRC 2 Button Color Change Kit with Engraving
CKDNK-4Ey	GreenMAX DRC 4 Button Color Change Kit with Engraving
CKDNK-8Ey	GreenMAX DRC 8 Button Color Change Kit with Engraving
WPDN0-1Ex	GreenMAX DRC Engraved Wallplate

* Replace y to indicate color: (W) = White, (I) = Ivory, (T) = Light Almond, (G) = Gray (R) = Red, (E) = Black
Wallplate purchased separately, recommended Leviton Cat. No. 80301 screwless wallplates

Leviton Manufacturing Co., Inc. Lighting & Controls

10385 SW Avery Street, Tualatin, OR 97062 **tel** 800-736-6682 **tech line** (6:00AM-4:00PM PT Mon-Fri) 800-959-6004

Leviton Manufacturing Co., Inc. Global Headquarters

201 North Service Road, Melville, NY 11747-3138 **tel** 800-323-8920 **tech line** (8:00AM-10:00PM ET Mon-Fri, 9:00AM-7:00PM ET Sat, 9:00AM-5:00PM ET Sun) 800-824-3005

Visit our Website at: www.leviton.com/greenmaxdrc

©2023 Leviton Manufacturing Co., Inc. All rights reserved. Subject to change without notice.