

Decora® Wall Switch Multi-Technology Occupancy Sensor - auto-ON/auto-OFF Only



OSSMT-MQ/GQ

BASIC OPERATION

Occupancy sensors have two tasks: keeping the lights ON while the space is occupied and turning the lights OFF when unoccupied.

Passive Infrared (PIR) sensors provide immunity to false ON through a specialized Fresnel lens which divides the field-of-view into sensor zones. When a person passes into or out of a sensor zone, the sensor detects motion and automatically switches the lights ON. Once the specified time-delay has expired, the sensor will Automatically shut the lights OFF.

The Ultrasonic (U/S) sensors provide maximum sensitivity and range in difficult spaces with irregular shaped rooms and partitions that can block the PIR field-of-view. A pair of U/S sensors will detect Doppler shifts caused by motion in a space preventing false OFF. These sensors are more sensitive to small movements since they do not rely on zones.

APPLICATIONS

The Leviton Decora® Wall Switch Multi-Technology Occupancy Sensor—auto-ON/auto-OFF Only (OSSMT) is used to provide automatic lighting control for energy savings and convenience in specialized applications where it would not be desirable to have the lights turned OFF by an occupant utilizing the space, including:

- Public restrooms
- School restrooms
- Recreational rooms
- Mechanical rooms

SELF-ADAPTIVE TECHNOLOGY

Designed for “install and forget” use, the OSSMT automatically analyzes room conditions and adapts to errors or changing environment.

HOW THE OSSMT AUTOMATICALLY ADAPTS

CONDITION	EXAMPLE	ADAPTIVE REACTION
False-ON: Sensor incorrectly turns the lights ON.	The sensor detects movement in the corridor or hallway and the room light turns ON.	After an initial movement is sensed, if another movement is not sensed within the timer setting the delayed off-time setting is automatically reduced.
False-OFF: Sensor incorrectly turns the lights OFF.	The sensor does not detect movement because an occupant is virtually motionless and the lights turn OFF.	If motion is detected shortly after the lights go OFF, the current delayed off-time setting is increased.

OSSMT

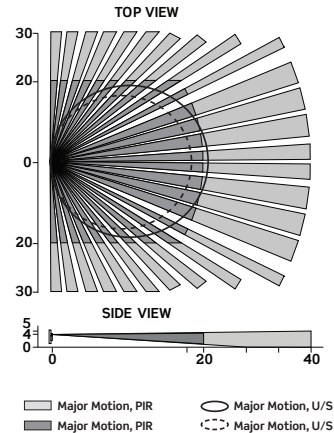
PRODUCT DATA

FEATURES

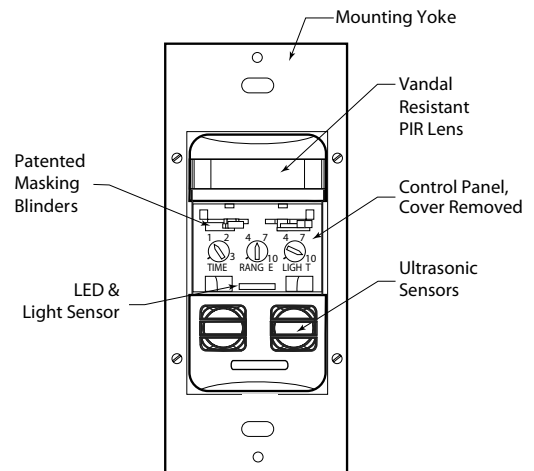
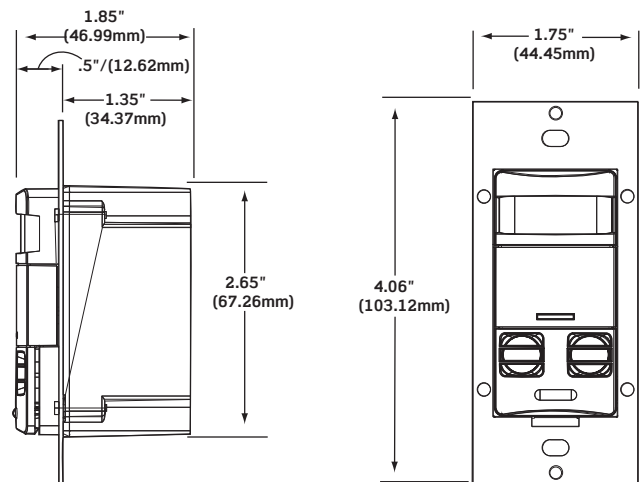
- Fast, simple installation: fits in a standard wall box and replaces a single-pole wall-switch; neutral and no neutral options available. Sensor can be ganged together with other units in a multiple-switch wall plate.
- Low-profile design eliminates obtrusive “scanning-device” look. Elegant Decora wallplates complement any interior for sleek aesthetics; uses Decora wallplates and coordinates with Leviton’s popular line of Decora wiring devices.
- Segmented Fresnel lens provides optimum sensitivity and performance. Designed with an extensive “minor motion” area where even slight body movements will be detected.
- Vandal-resistant PIR lens
- Blinders: adjustable horizontal field-of-view (PIR may be adjusted between 180° and 60° of arc by using integral blinders located on either side of the lens). No masking required.
- LED indicator light flashes when sensor detects motion to verify detection is active. Green flashes for ultrasonic, red flashes for PIR.
- Time: the delayed OFF time is preset at 30 minutes in the Auto Adapting mode. A choice of four delayed-OFF time settings are available: 30-seconds (for walking test purposes only), 10, 20 and 30 minutes for fixed time and auto adapting. The LED will flash when the adjusting knob is set to the indicated time value.
- Ambient light recognition: integrated light sensor prevents lights from turning on when the room is adequately illuminated by natural light
- Self-adaptive technology: time delay and sensitivity settings are continually adjusted to occupant patterns of use in auto adapt mode
- Exclusive walk-through feature provides increased energy savings by not leaving the lights ON for an extended period after only momentary occupancy
- False detection circuitry
- Small motion sensitivity (U/S): ultrasonic technology provides excellent minor motion sensitivity
- Ability to disable U/S (OSSMT-M). For added flexibility, OSSMT-G has the ability to disable both PIR or U/S
- Exclusive Leviton H.I.S. Circuitry—specifically designed to handle today’s high inrush electronic ballast loads and offer unmatched durability and service
- True zero-cross relay switches at the zero crossing point of the AC power curve to ensure maximum contactor life and compatibility with electronic ballasts

FIELD-OF-VIEW

The OSSMT provides a 180° field-of-view with a maximum coverage area of approximately 2,400 square feet. The maximum sensing distance in front of the sensor is 40 feet, and side to side is 30 feet (total 60 feet). The “minor motion” zone detects relatively small body movements and allows the lights to stay ON even though a person may not be moving or walking around the room. The remainder of the field-of-view, the “major motion” zone, exhibits a lesser degree of sensitivity and requires larger movements.



DIMENSIONAL DIAGRAMS



INSTALLATION

The OSSMT is preset to deliver optimum performance in a wide variety of applications without requiring any adjustments during installation. Exclusive self-adjusting operating features will automatically compensate for real-time occupancy patterns to provide maximum convenience and energy savings. The unit may replace a single-pole wall switch mounted in a standard wall box. The OSSMT-MQ must have a neutral and be properly grounded in order to operate. The OSSMT-GQ does not require a neutral for installation. The unit's integral blinders may be used to restrict the field of view to prevent unwanted detection of traffic. It should be positioned at least 6 feet away from HVAC registers. Note that whenever the unit is powered up, it will take approximately 1 minute to begin normal operation.

SPECIFICATIONS

ELECTRICAL			
Line Voltage	120-230-277VAC		
Power Consumption		U/S & PIR	PIR only
OSSMT-MQ	120V 277V	390mW 480mW	190mW 270mW
OSSMT-GQ	120V 277V	110mW 340mW	70mW 310mW
Operational Frequency	50/60Hz		
Ultrasonic Operating Frequency	40kHz		
Wire Designation	Line-Black Neutral-White Load-Blue Ground-Green		
Load Rating	Incandescent/Tungsten: 800W @ 120V Fluorescent: 1200VA @ 120V - 2700VA @ 277V, 1/4 HP @ 120V		
ENVIRONMENTAL			
Operating Temperature Range	32-104°F (0-40°C)		
Storage Temperature Range	14-185°F (-10-85°C)		
Relative Humidity	20-90% non-condensing		
OTHER			
Listings	OSSMT-MQ=UL/cUL, OSSMT-GQ= ETL/cETL Listed FCC Compliant		
Energy Codes	Limited Five-Year Warranty Can be used to comply with IECC, ASHRAE 90.1, and 2019 Title 24, Part 6 occupancy sensing requirements		
Warranty	Limited Five-Year Warranty		

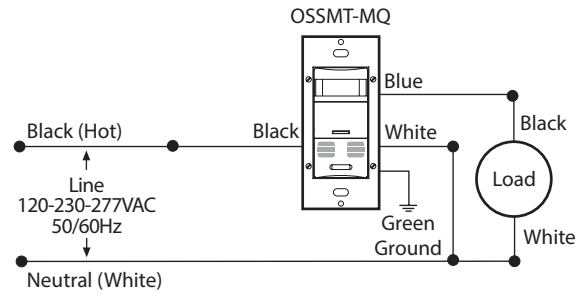
ORDERING INFORMATION

CAT. NO. *	DESCRIPTION
OSSMT-MQx	Multi-Technology Wall Switch Occupancy Sensor
OSSMT-GQx	No Neutral, Multi-Technology Wall Switch Occupancy Sensor

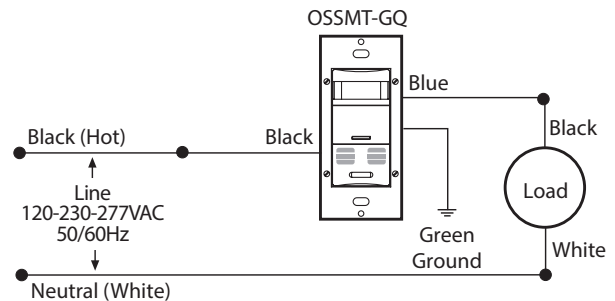
* Replace x with (W) White, (I) Ivory, or Ebony (-E)

* Made in USA with globally sourced components and NAFTA compliant models available.

WIRING DIAGRAM

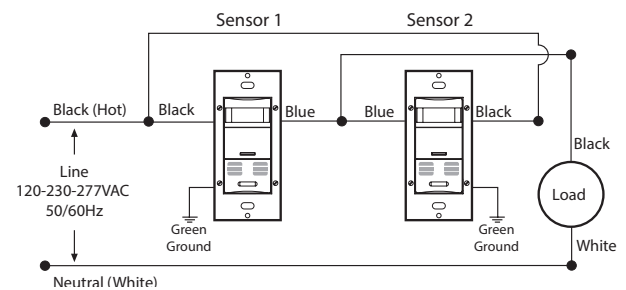


OSSMT-MQ Wall Switch Occupancy Sensor Wiring Diagram, Single Location Control



Note: Ground wire must be connected.

OSSMT-GQ Wall Switch Occupancy Sensor Wiring Diagram, Single Location Control



Note: Ground wire must be connected.

OSSMT-GQ Wall Switch Occupancy Sensor Wiring Diagram, Two Location Control

Leviton Manufacturing Co., Inc. Global Headquarters

201 North Service Road, Melville, NY 11747-3138 **tel** 800-323-8920 **fax** 800-832-9538 **tech line** (8:30AM-7:00PM ET Mon-Fri) 800-824-3005

Leviton Manufacturing Co., Inc. Lighting & Controls

10385 SW Avery St., Tualatin, OR 97062 **tel** 800-736-6682 **fax** 503-404-5594 **tech line** (6:00AM-4:00PM PT Mon-Fri) 800-959-6004

Visit our Website at: www.leviton.com/sensors

©2023 Leviton Manufacturing Co., Inc. All rights reserved. Subject to change without notice.