

# Zipline™ Fluorescent Retrofit Solution


Work Smarter... Not Harder



## Zipline Features and Benefits

Cuts retrofit time in half-or more.  
Replaces 9 separate components plus wiring  
with only 2 individual components and no wiring.  
Retrofit twice as many fixtures in the same amount of time.  
Now that's working smarter.

- Easy to install
- Fits most 2X2 and 2X4 ceiling troffers
- Available in 2 and 3-lamp configurations
- Snap in reflector available
- Available in high, normal and low ballast factors
- 5-Year limited warranty
- Integrated Ballast with 10 years of proven reliability in service



## The Old Way

A labor intensive and time consuming process:

- Removal, replacement and re-wiring of ballast and lampholders
- Multiple connections, fasteners and wiring
- Potential for installation errors

## The Zipline Way

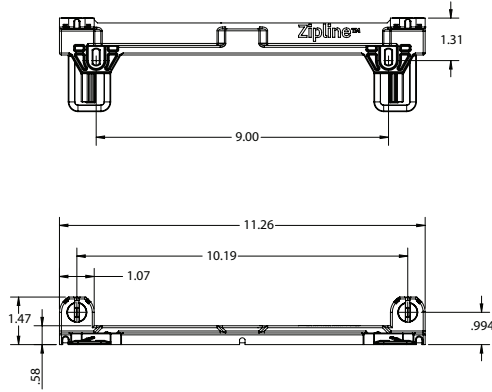
An integrated modular solution:

- Ballast and lampholders are integrated into one unit
- Installs quickly and easily using only two screws per side

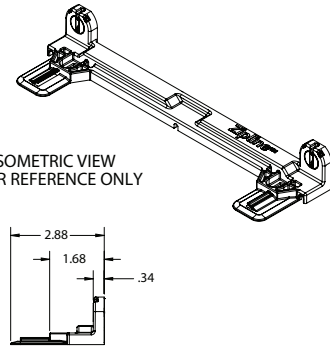
## PRODUCT SPECIFICATIONS

<b>Input Characteristic</b>	<b>360RC-002</b>	<b>360RC-012</b>	<b>360RC-022</b>	<b>360RC-003</b>	<b>360RC-013</b>
Input Voltage	120V-277V	120V-277V	120V-277V	120V-277V	120V-277V
Input Voltage Range	108V-305V	108V-305V	108V-305V	108V-305V	108V-305V
Power Line Frequency	50/60Hz	50/60Hz	50/60Hz	50/60Hz	50/60Hz
Maximum Line Current	0.48 Amps	0.43 Amps	0.65 Amps	0.72 Amps	0.64 Amps
Input Wattage	57W	51W	78W	87W	77W
Input Power Factor (PF)	>.98	>.98	>.98	>.98	>.98
Line Current Harmonics (THD)	less than 10%	less than 10%	less than 10%	less than 10%	less than 10%
Lamps Operated	F32T8, F32T8/30W, F32T8/28W, F32T8/25W, F25T8, F17T8	F32T8, F32T8/30W, F32T8/28W, F32T8/25W, F25T8, F17T8	F32T8, F32T8/30W, F32T8/28W, F32T8/25W, F25T8, F17T8	F32T8, F32T8/30W, F32T8/28W, F32T8/25W, F25T8, F17T8	F32T8, F32T8/30W, F32T8/28W, F32T8/25W, F25T8, F17T8
<b>Output Characteristic</b>	<b>360RC-002</b>	<b>360RC-012</b>	<b>360RC-022</b>	<b>360RC-003</b>	<b>360RC-013</b>
Number of Lamps	2	2	2	3	3
Parallel/Series	Parallel	Parallel	Parallel	Parallel	Parallel
Lamp Operating Frequency	42KHz or above	42KHz or above	42KHz or above	42KHz or above	42KHz or above
Ignition Method	Instant Start	Instant Start	Instant Start	Instant Start	Instant Start
<b>Ballast Characteristic</b>	<b>360RC-002</b>	<b>360RC-012</b>	<b>360RC-022</b>	<b>360RC-003</b>	<b>360RC-013</b>
High Power Factor	>.98	>.98	>.98	>.98	>.98
Open Circuit Output Voltage (OCV)	600V	600V	600V	600V	600V
Lamp Current Crest Factor (CCF)	<1.70	<1.70	<1.70	<1.70	<1.70
Max. Continuous Operating Power	80W	80W	80w	90W	90W
Ballast Factor	0.88 (Normal)	0.78 (Low)	1.18 (High)	0.88 (Normal)	0.78(Low)
<b>Lampholder Characteristic</b>	<b>360RC-002</b>	<b>360RC-012</b>	<b>360RC-022</b>	<b>360RC-003</b>	<b>360RC-013</b>
UL Instant Start ("Circle I") Rated	Yes	Yes	Yes	Yes	Yes
HT Rating (max temperature)	130C	130C	130C	130C	130C
Lamp Lock	Yes	Yes	Yes	Yes	Yes
<b>Environmental Requirements</b>	<b>360RC-002</b>	<b>360RC-012</b>	<b>360RC-022</b>	<b>360RC-003</b>	<b>360RC-013</b>
Max Case Hot-Spot Temperature	75°C	75°C	75°C	75°C	75°C
Min Lamp Starting Temperature	32°F/0°C	32°F/0°C	32°F/0°C	32°F/0°C	32°F/0°C
Max Possible Ambient Temp	40°C	40°C	40°C	40°C	40°C
Sound Rating	A	A	A	A	A
<b>Agency Standards &amp; Compliance</b>	<b>360RC-002</b>	<b>360RC-012</b>	<b>360RC-022</b>	<b>360RC-003</b>	<b>360RC-013</b>
Complies with FCC Part 18, Class A	Yes	Yes	Yes	Yes	Yes
cULus Classified to UL 1598B	Yes	Yes	Yes	Yes	Yes
NEMA Premium (Applies only to F32T8 Lamps)	Yes	Yes	Yes	Yes	Yes
CEE Listed (F32T8, F32T8/28W/ES, F32T8/25W/ES Lamps)	Yes	Yes	Yes	Yes	Yes
Warranty Information	Limited 5-Year Warranty	Limited 5-Year Warranty	Limited 5-Year Warranty	Limited 5-Year Warranty	Limited 5-Year Warranty

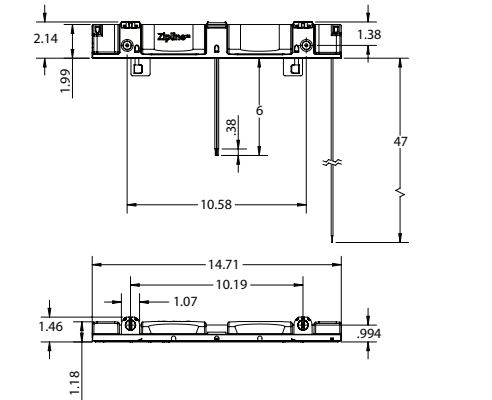
2 LAMP



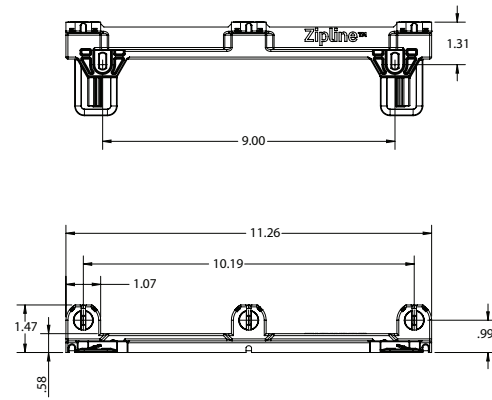
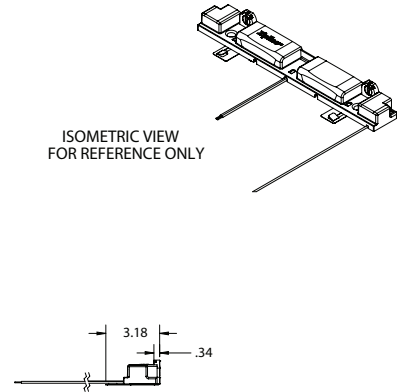
ISOMETRIC VIEW FOR REFERENCE ONLY



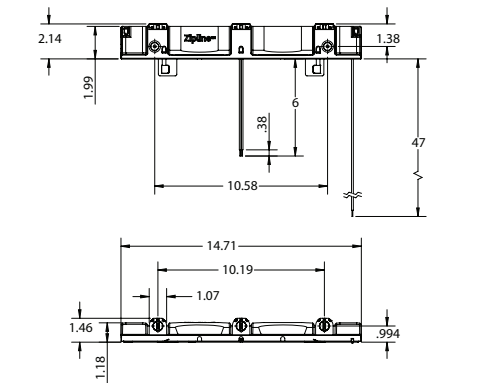
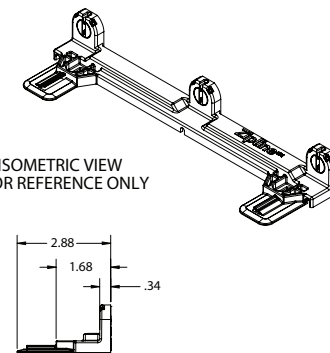
3 LAMP



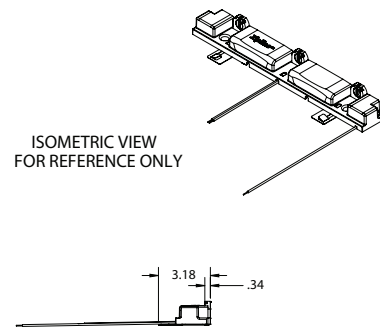
ISOMETRIC VIEW FOR REFERENCE ONLY



ISOMETRIC VIEW FOR REFERENCE ONLY



ISOMETRIC VIEW FOR REFERENCE ONLY

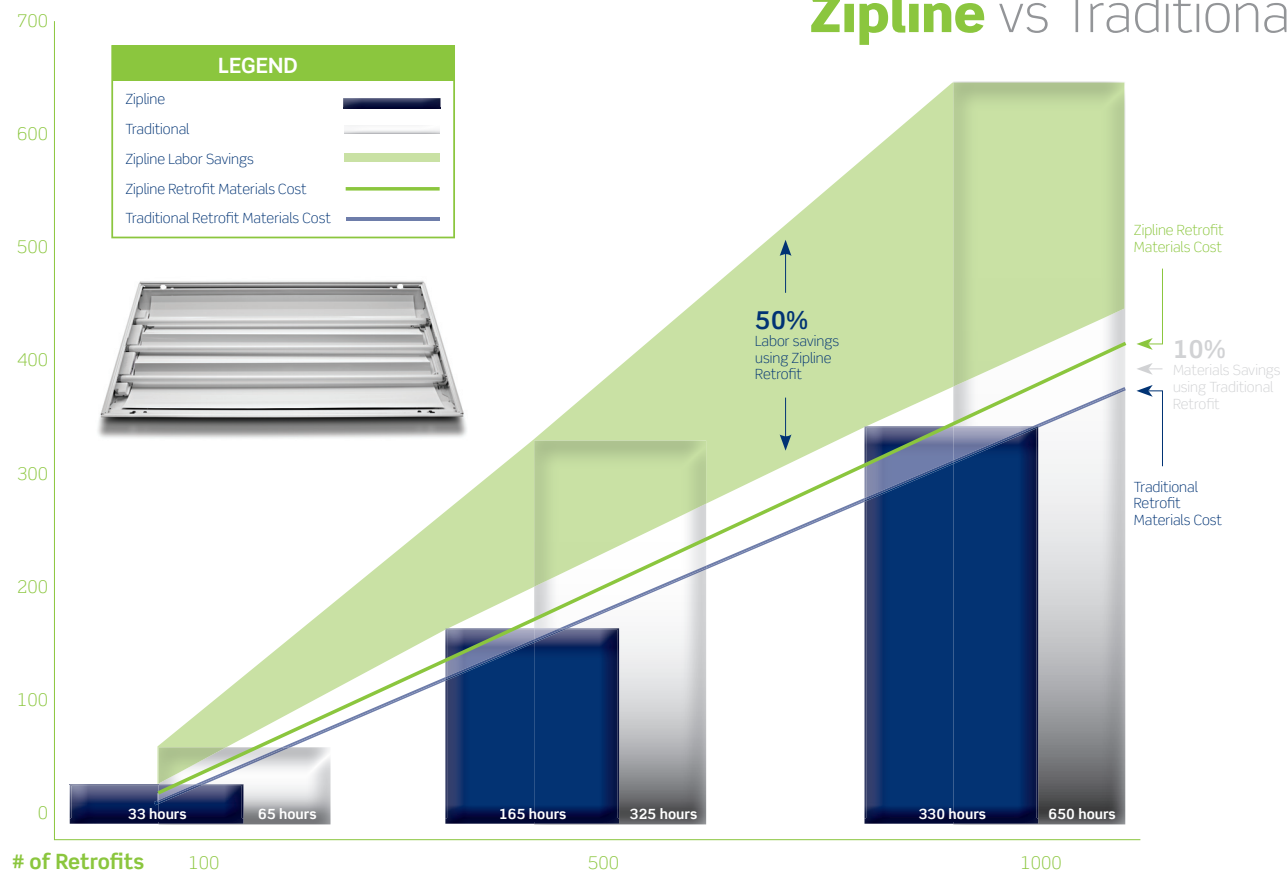


SPECIFICATION				
Cat/Dash	Fixture	Ballast Factor	Packaged	Notes
360RC-003	3-Lamp	Normal	20 per carton	Includes reflector clips
360RC-013	3-Lamp	Low	20 per carton	Includes reflector clips
360RC-022	2-Lamp	High	20 per carton	Includes reflector clips
360RC-012	2-Lamp	Low	20 per carton	Includes reflector clips
360RC-002	2-Lamp	Normal	20 per carton	Includes reflector clips

REFLECTORS—CONTRACTOR PACKS					
Cat/Dash	Fixture	Finish	Reflectivity	Dimensions	Packaged
REFLT-402	2-Lamp	White	91%	43.75" x 17.85"	20 per carton
REFLT-412	2-Lamp	Specular	95%	43.75" x 17.85"	20 per carton
REFLT-403	3-Lamp	White	91%	43.75" x 17.85"	20 per carton
REFLT-413	3-Lamp	Specular	95%	43.75" x 17.85"	20 per carton
REFLT-202	2-Lamp	White	91%	19.81" x 17.85"	20 per carton
REFLT-212	2-Lamp	Specular	95%	19.81" x 17.85"	20 per carton
REFLT-203	3-Lamp	White	91%	19.81" x 17.85"	20 per carton
REFLT-213	3-Lamp	Specular	95%	19.81" x 17.85"	20 per carton

### # of Man-hours



Installation estimates based on retrofit of typical lighting fixtures in a controlled environment, individual results may vary.

Work Smarter... Not Harder

### Leviton Manufacturing Co., Inc.

201 N Service Rd, Melville, NY 11747

1-800-323-8920 Fax: 1-800-824-3005 Tech Line (8:30AM-7:00PM E.S.T. Monday-Friday): 1-800-824-3005

### Leviton Manufacturing Co., Inc. Lighting & Energy Solutions

20497 SW Teton Avenue, Tualatin, OR 97062

1-800-736-6682 Fax: 503-404-5594 Tech Line: 1-800-959-6004

Visit our Website at: [www.leviton.com](http://www.leviton.com)

© 2012 Leviton Manufacturing Co., Inc. All rights reserved. Subject to change without notice.

