








ENTERTAINMENT FIXTURES SELECTION GUIDE



ENTERTAINMENT FIXTURES																																				
        																																				
SPECIFICATIONS	LEO LED ZOOM				LEO LED FRESNEL				LED FOLLOWSPOT				LED CYC				MULTI-LENS PAR				PAR CANS				ALTMAN PHX LED ELLIPSOIDAL				ALTMAN SPECTRA STAR PAR				ALTMAN SPECTRA PAR STRIP			
Models	8-22", 18-36", 30-55"				100W, 200W, 320W				3200K, 5600K				54" horizontal, 80" vertical				VNSP, NSP, MFL, WFL				VNSP, NSP, MFL, WFL PAR 38, 56, & 64				RGBA, RGBW, 3000K, 5600K, Tunable White 3000K/5600K				RGBA, RGBW, 3K White, Tunable White 3000K/6000K				RGBA, RGBW, 3K White, Tunable White 3000K/6000K			
Voltage	100-240				100-240				100-240				100-240				120, 230				120				100-240				100-240				100-240			
Lamp Type	LED 200W				150mm LED				LED 230W				LED 350W				Incandescent				LED 250W				LED 100W				LED 200W, 400W, 600W							
Lamp Choices	Watts	LED Profile	Color Temp	P/N	Watts	LED Profile	Color Temp	P/N	Watts	LED Profile	Color Temp	P/N	Volts	Watts	LED Profile	P/N	Volts	Watts	ANSI	P/N	Volts	Watts	ANSI	P/N	Watts	Color Temp	Lens	P/N	Watts	LED Profile	Color Temp	P/N	Volts	Watts	Color Temp	P/N
	227	White	3200K	LED00-30B	100	White	3200K	LEDFS-30B	100-260	350	RGB	LWCYC-00B	115	575	GLA	LOGLA-000	120	150	PAR 38 Spot	LP38S-150	250	250	5°	PHX2-RGBA-5-X	100	100	White	RGBA	SSSP-RGBA-x-x	100-240	50	3K	STR2-RGBA-*			
	227	White	5600K	LED00-50B	200	White	3200K	LEDFS-30W						575	GLC	LOGLC-000		150	PAR 38 Flood	LP38F-150			10°	PHX2-RGBW-10-X			White	RGBW	SSSP-RGBW-x-x			6K	STR4-RGBW-*			
					320	White	5600K	LEDFS-50B						750	GLD	LOGLD-000		300	PAR 56 NSP	LP56N-300			19°	PH2-3K-19-x			White	3000K	SSSP-3K-x-x			3K	STR6-3K-*			
					100	White	5600K	LEDFS-50W						750	GLE	LOGLE-000		300	PAR 56 MFL	LP56M-300			26°	PH2-5K-26-x			White	3000-6000K	SSSP-3K6K-x-x			6K	STR*-6K-*			
					200	White								575	SPH	LOSPH-000		300	PAR 56 NSP	LQ500-NSP			36°	PH2-3K5K-36-x									3K6K	STR*-3K6K-*		
					320	White										SPH/LL	LOSPH-LLD		300	PAR 56 MFL	LQ500-MFL															
Listings	ETL, CTL, CE Listed				ETL, CTL, CE Listed				ETL, CTL, CE Listed				ETL, CTL, CE Listed				UL/cUL Listed				ETL, cETL, CE Listed				ETL, cETL Listed											
Features	3200K and 5600K models available, DMX control, constant spectral output, high quality light output				Dimmable, 3200K, spot to flood adjustable focus				Clean white beam with an optical zoom from 8 to 15", top-mounted iris and gobo holder				Broad wash of light and even field of asymmetrical light				Economical PAR reflector style fixture with interchangeable lens for various field angles				Lightweight, wide range of lamps/beam angles				Designed as a replacement to a 750W source: ideal for long throw and large scale performances				Utilizes high efficiency red, green, blue, and amber LED emitter				Low profile 6-foot LED Linear Wash Luminaire with (12) compartments of 50W RGB Color Mixing or 3000K White Light LED Engine, rectangular pattern can be used for effects			
Included Accessories	Color Frame, Safety Guard, Pattern Holder, Safety Cable				Color Frame, Safety Guard, Safety Cable				Iris, "B" Size Metal Gobo Holder, 5M long Power Lead				-				Color Frame				Gel Frame				Black Color Frame, Malleable Iron Pipe Clamp, Safety Cable with Spring Clamp, PHX Soft Focus Lens, 5' 20A powerCON				Set of 4 Lenses (VNSP, NSP, MFL, WFL), 36" Black Safety Cable w/ Spring Clip				5' 20A PowerCON to male Edison power cable			
Accessories	Accessories	P/N	Accessories	P/N	Accessories	P/N	Accessories	P/N	Accessories	P/N	Accessories	P/N	Accessories	P/N	Accessories	P/N	Accessories	P/N	Accessories	P/N	Accessories	P/N	Accessories	P/N	Accessories	P/N	Accessories	P/N	Accessories	P/N	Accessories	P/N	Accessories	P/N		
	Color Frame	LEDAC-CFB	Barn door for 100W	LFD10-BDB	Heavy Duty Followspot Tripod	LEDFS-STD	-	-	Barn Door	A1KBD-000	Par 56 Reflector Kit	DYS56-000	6-CFD	Black Color Frame, 6.25" x 6.25"	97-0150	Set of 4 Lenses (VNSP, NSP, MFL, WFL)	5' 20A PowerCON to male Edison power cable	PCL-PBG-12																		
	Pattern Holder	LEDAC-PTN	Barn door for 200W	LFD20-BDB	Heavy Duty Wheels for Followspot Tripod	LEDFS-STW	-	-	Snoot	A1KTH-000	Par 64 Reflector Kit	DYS64-000	510	Malleable Iron Pipe Clamp	SC-36-BK	36" Black Safety Cable w/ Spring Clip	Contact factory for additional accessories																			
	Safety Guard	LEDAC-SGB	Barn Door for 320W	LFD32-BDB																																
	LEO LED Lens Tube, zoom, 8-22" beam angle	LED08-LTB	Color frame for 100W	LFD10-CFB																																
	LEO LED Lens Tube, zoom, 18-36" beam angle	LED18-LTB	Safety guard for 100W	LFD10-SGB																																
	Heavy Duty Tripod, black	LEDFS-STD	Safety guard for 300W	LFD32-SGB																																
Heavy Duty Wheels for tripod, black	LEDFS-STW																																			
APPLICATIONS	LEO LED ZOOM				LEO LED FRESNEL				LED FOLLOWSPOT				LED CYC				MULTI-LENS PAR				PAR CANS				ALTMAN PHX LED ELLIPSOIDAL				ALTMAN SPECTRA STAR PAR				ALTMAN SPECTRA PAR STRIP			
0-10' Throw	30-55" zoom				100W				X				-				MFL/WFL				PAR 38				X				X				-			
0-20' Throw	18-36" zoom				100W				X				X				NSP/MFL				PAR 56				X				X				-			
0-30' Throw	8-22" zoom				200-320W				X				X				VNSP/NSP				PAR 56 / PAR 64				X				X				-			
0-70' Throw	X				230				X				X				-				PAR 64				X				X				-			
Shutter Cut Off	X				w/barn door				-				X				-				-				X				X				-			
Precise Beam Control	X				Beam shaping with barn door				X				X				-				Determined by Lamp				X				-				-			
Iris Control	-				-				X				X				-				-				-				-				-			
Worklight	-				-				-				-				X				-				-				-				-			
"Hard" Light	X				-				X				X				X				X				-				-				-			
"Soft" Light	-				X				-				-				X				X				-				-				-			
Peak Focus	-				-				-				-				X				X				-				-				-			
Flat Focus	X				X				X				X				-				-				-				-				-			
Round Beam	X				X				X				-				VNSP/NSP				VNSP/NSP				-				VNSP, NSP				-			
Oval Beam	-				-				-				-				MFL/WFL				WFL/MFL				-				WFL/MFL				-			
Rectangular Pattern	-				-				-				X				-				-				-				-				-			
Wall Wash / Asymmetric Pattern	-				-				-				X				-				-				-				-				-			
Effects	X				X				X				-				-				-				-				-				-			
IP65/Outdoor	-				-				-				-				-				-				-				-				-			

Limited 2-Year Warranty on all Leviton Fixtures, Pro Packs, and Entertainment Packaged Systems
 This guide is designed to assist you in the specification and application of Leviton Fixtures. The Application Guide recommendations are based on typical usage specifications, always take into consideration room size, shape and unique usage circumstances.

LIGHTING CONSOLES

3000 SERIES

- (4) or (8) dimming control channels
- (4) or (8) recordable scene memory
- Master output fader

MC 7000 SERIES

- Individual control channels
- 2-scene or 1-scene (wide mode)
- User programmable memory scenes and chase functions

MC 7500 SERIES

- 2-scene, 1-scene or wide mode presets
- Dual split dipless manual crossfaders
- Audio sync to chase effects mode
- Cue stacking
- 120V or 230V

1000 SERIES

- (6) sub-masters and (1) master fader
- Backup Console Mode - scene fade and activation upon sudden loss of incoming DMX signal

PICCOLO

- Operating modes - two scene, single scene and sub-master "theater" mode
- Full access to all channels via faders
- (32) attributes for automated device support

PICCOLO SCAN

- Powerful Piccolo features with expanded capabilities
- 256 automated device attributes
- Effects based moving lights control
- Trackball plus attribute encoder

INNOVATOR

- Dual independent auto crossfaders address discrete cue lists
- Up to (128) simultaneous crossfades may be executed
- Supports up to (256) automated devices (512 channels of intelligent light attributes)
- 120V or 230V

ENLIGHTEN

- Multiple views to arrange fixtures graphically in different rooms or areas
- Direct fader control with virtual wheel controls
- Color coded button groups, allowing for multiple fixture types on a single page
- Move any button to any position on-screen

SYSTEMS MANAGEMENT

DMX OPTICALLY ISOLATED SPLITTER/ REPEATER

- (1) Input (8) Outputs
- Optically isolated outputs
- Connectors on front terminals on rear

DMX INPUT MERGER

- (8) Inputs (1) Output
- Merge in highest level takes precedence (HTP) mode
- Connectors on front terminals on rear

IF501

- DMX / AMX / CMX / MPX conversion
- Interface between a computer and the Luma-Net® network for programming Luma-Net® stations
- A precision (20) cue sequence of (16) channels with fade and wait times from 0.1 seconds to 40 minutes may be programmed via the RS-232 port and triggered remotely

WIRELESS DMX

- CRMX wireless transmissions never disturb or are disturbed by other wireless equipment
- Indoor and outdoor transmitter/receiver models available
- Synchronization and error correction

SATELLITE DIMMER PACKS

D4DMX

- Micro-plex and DMX512 protocols
- Resettable circuit breakers (no fuses to change)
- (16) pre-programmed chase patterns with chase speed and chase output level controls
- Channel level output control
- 120V

DDS 5600

- Micro-plex and DMX512 protocols
- (4) individual dimmer channels
- User select for dimmer/relay operation
- User select for soft start operation to increase lamp life
- 120V or 240V

DDS 6000

- Micro-plex and DMX512 protocols
- (4) individual dimmer channels
- (512) channel address capable (DMX or micro-plex)
- External fusing for each individual channel
- User select for dimmer/relay operation
- Up to (2) 20A inputs
- 120V or 230V

RACK MOUNT DIMMERS

DS MODULAR DIMMER

- Micro-plex and DMX512 protocols
- Fully modular design
- Dimmer and control modules are easily serviced using removable front panel while chassis remains in rack
- (8) and (12) channel versions
- 1200kW and 2400kW per channel
- 120V or 230V

DIMMING PANELS

2408 CD

- (8) individual dimmer circuits
- 2,400W per channel, 19,200W maximum
- Convection cooling
- 120V or 230V

DISTRIBUTION EQUIPMENT

SKYHOOK

- Revolutionary hide-away retractable lighting support
- 1,000 pound load capable
- Many power and control configurations available

DISTRIBUTION EQUIPMENT

- Connector strips
- Floor pockets
- Plug boxes
- Gridiron junction boxes

FIXTURES

LEO LED ELLIPSOIDAL ZOOM

- Comes in three zoom models covering an 8-55° field angle
- Two color temps:
 - 3,200K
 - 5,600K
- 4 shutters
- High quality light output

LEO LED FRESNEL ZOOM

- 100, 200 & 300W models, 3,200K only
- 6", 8" or 10" Fresnel lens
- Optical zoom models with 8-22° field angle cone of light
- High quality light output

LED FOLLOWSPOT

- 15° optical zoom
- Two color temps:
 - 3,200K
 - 5,600K
- 230W lamp

LED CYC

- 0-100% smooth, flicker-free dimming range
- 350W LED Cyclorama
- Red, Green, Blue and White LEDs

MULTI-LENS PAR

- (4) field angles with (1) fixture
- Black or white finishes available
- Same lamps as LEO - 575W and 750W

PAR CANS

- Models include: Par 38, 56 and 64
- Includes color frame at no extra cost
- Black, white and chrome finishes available

ENTERTAINMENT PACKAGED SYSTEMS

- Turn key systems include 3000 Series controller, D4DMX, Par Cans, lamps, color frames, color gels, and stand
- Easily expandable by adding more dimmers and lights
- Models include: mini, standard and expansion

© 2017 Leviton Manufacturing Co., Inc.
All rights reserved. Subject to change without notice.
Visit our Website at:
www.leviton.com/emca
Tech line (8:30AM-7:30PM ET Monday-Friday) 800-824-3005
Tel 800-823-8920 Fax 800-832-9538
201 North Service Road, Melville, NY 11747
Leviton Manufacturing Global
Tech line (6:00-4:00PM PT Monday-Friday) 800-959-6004
20497 Swinton Avenue, Tualatin, OR 97062
Tel 800-736-6682 Fax 503-494-5594
Leviton Manufacturing Co., Inc. Energy Management, Controls and Automation

LEVITON®

FIGURE SELECTION CONSIDERATIONS

- Application (Throw, Beam, Light type etc.)
- Budget
- Source Style Preference

Entertainment Fixture Selection Guide

THE FUTURE IS ON™

