


A8923-4

AcquiSuite I/O Module



DESCRIPTION

The A8923-4 I/O Module provides a convenient way to add standard pulse and analog sensors to the AcquiSuite acquisition system network. With it up to 8 standard sensor types, 4 analog (0-10 VDC or 4-20mA), and 4 pulse devices, are easily integrated to a network of other critical energy sensors such as Veris Enercept power meters to provide a solution for comprehensive energy monitoring.

Installing and commissioning the A8923-4 is a snap!

- Simply connect the sensors to it and press the sensor input auto detect button to automatically identify the analog sensor input type, 0-10 VDC or 4-20mA.
- The onboard dipswitch sets the Modbus address.
- All configuration information and pulse input data is stored in non-volatile memory to prevent data loss in the event of power failure.

After installation, data from the connected devices is time stamped and stored in nonvolatile memory on user selected intervals. This interval data is stored at the local site until the next scheduled upload to the SQL database server. Using the built-in modem or Ethernet ports, data is sent via either the network or phone lines to the Building Manager Online™ server.

At the BMO site, the newly gathered data is combined with historical information that is available to authorized users from anywhere in the world using standard browsers and the Internet. No additional software is required to develop customized views of operational and energy data from one or more buildings.

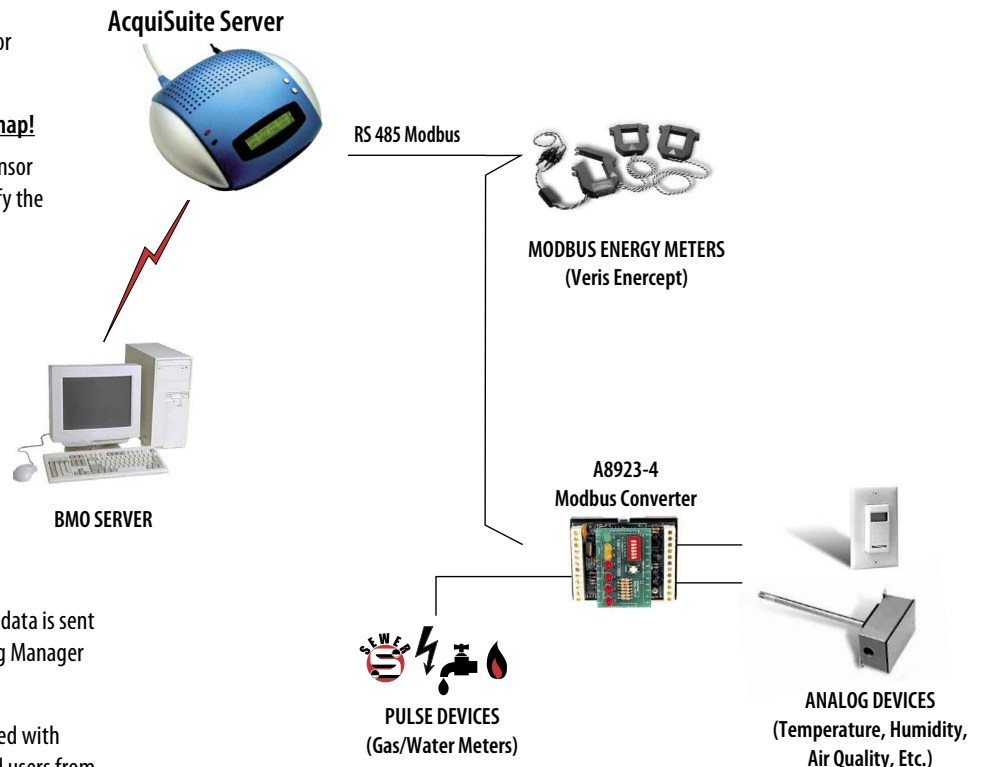
Network up to 4 analog and 4 pulse sensors to AcquiSuite data acquisition system networks!

- Universal analog inputs simplify setup. Just connect sensors and press button to auto-detect 4-20mA or 0-10v input type!
- Check device status at a glance. LED indicators for fast indication!
- Field selectable address DIP switch. No software or PC configuration required!
- High reliability. Nonvolatile memory retains configuration and pulse data during power failures.

Simple Comprehensive Data Acquisition

- Enercept meters and I/O sensors with Eservers enable monitoring of essential building parameters...one source for all your energy monitoring needs

ENERGY DATA ACQUISITION

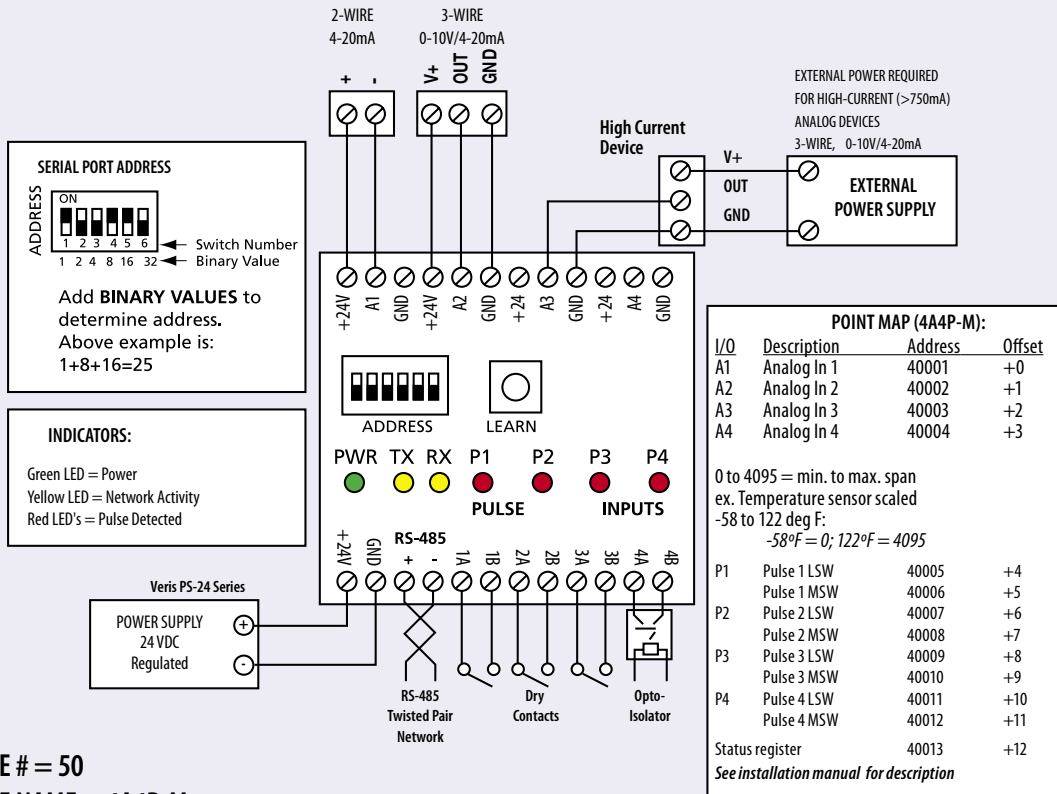


Ordering INFORMATION

MODEL	DESCRIPTION
A8923-4	AcquiSuite I/O Module

* Analog inputs are universal 4-20mA or 0-10V

APPLICATIONS/WIRING EXAMPLE:



DEVICE # = 50
DEVICE NAME = 4A4P-M

SPECIFICATIONS

Inputs

Power 24vdc, 50mA + converter powered analog devices
 Analog 4-20mA or 0-10v auto-detected (ranges and units set in master device)
 0-10v Input impedance = 10k ohms; 4-20mA
 Input Impedance = 250 ohms
 Pulse Dry contact, 250Hz max.
 Accuracy +/- 0.25% F.S. (Analog Input)

Output

Hardware RS-485, 2-wire, non-isolated
 Protocol Modbus RTU Protocol
 Latency 5mS

Configuration

Address 6-position DIP switch, 63 addresses
 Analog Input Auto-detecting 0-10v or 4-20mA (ranges and units set in master device)

General

Dimensions 4A4P-M: 4-module, 70mm x 86mm x 58mm(h)
 Material Base part: Black Noryl UL94-V0; PCB material: FR-4
 Mounting M36 DIN-RAIL (EN50022)
 Operating Envir. 0 to 50°C, 0 to 95%RH non-condensing

DIMENSIONS

