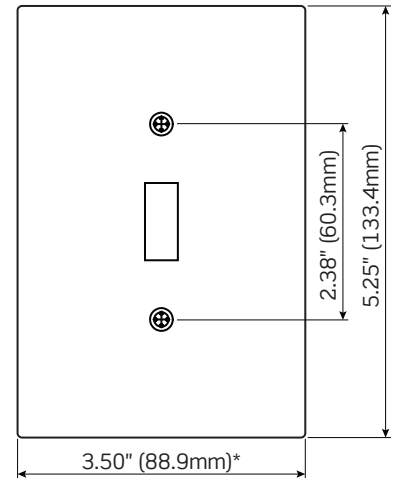
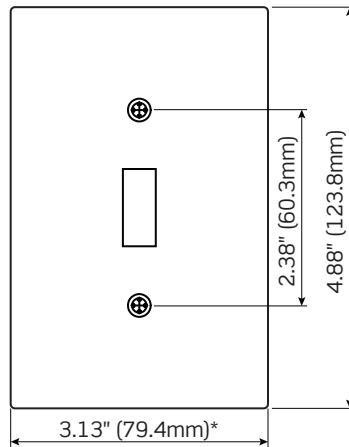
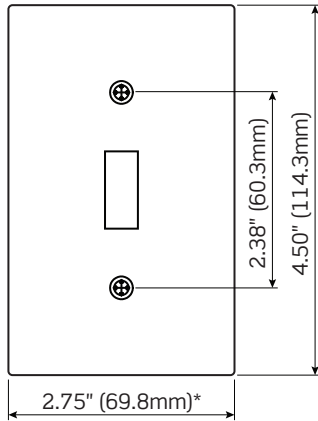


# Wallplate Size Guide

The images below represent the most common size configurations among our wallplate line. However, please be advised that additional options do exist to satisfy your unique design challenges. Height and width of wallplates will be consistent for most standard duplex receptacles as well.

## STANDARD TOGGLE



## PLATE SIZES

### STANDARD SIZE SINGLE-GANG

Depth:  
Plastic - 0.22" (5.6mm)  
Metal - 0.19" (4.7mm)

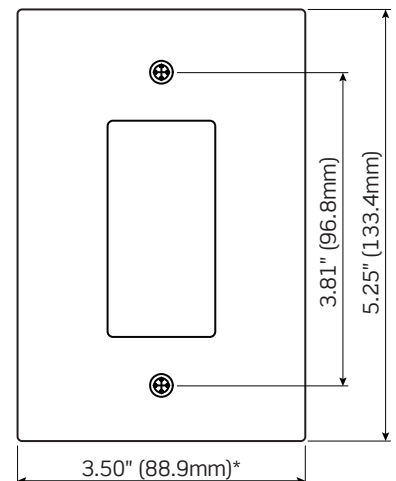
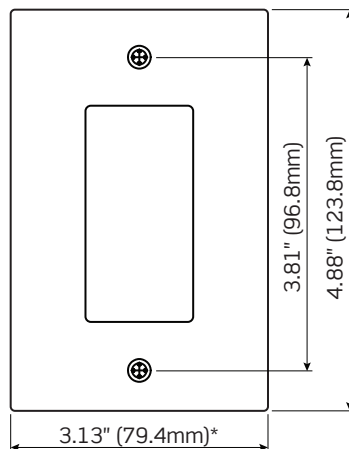
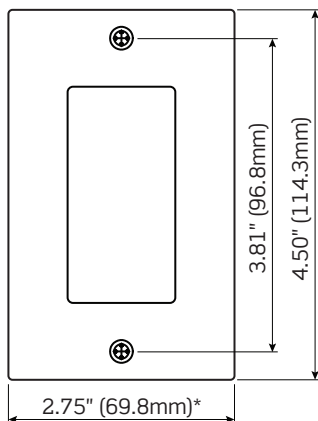
### MIDWAY SIZE SINGLE-GANG

Midway wallplates can be mounted onto larger-volume outlet boxes and/or used to hide wall irregularities. Midway wallplates are a full 0.375" taller and wider than standard size wallplates.  
Depth: 0.26" (6.5mm)

### OVERSIZE SINGLE-GANG

Oversized wallplates are used to conceal greater wall irregularities than those hidden by Midway wallplates. Oversized wallplates are a full 0.75" taller and wider than standard size wallplates.  
Depth: 0.26" (6.5mm)

## DECORA®



\* Add 1.81" (46.0mm) for each additional gang.

NOTE: Leviton C-Series Wallplates are slightly larger in sizing.

Learn more about related products at: [www.leviton.com/wallplates](http://www.leviton.com/wallplates) • Email: [commercial@leviton.com](mailto:commercial@leviton.com)