

4

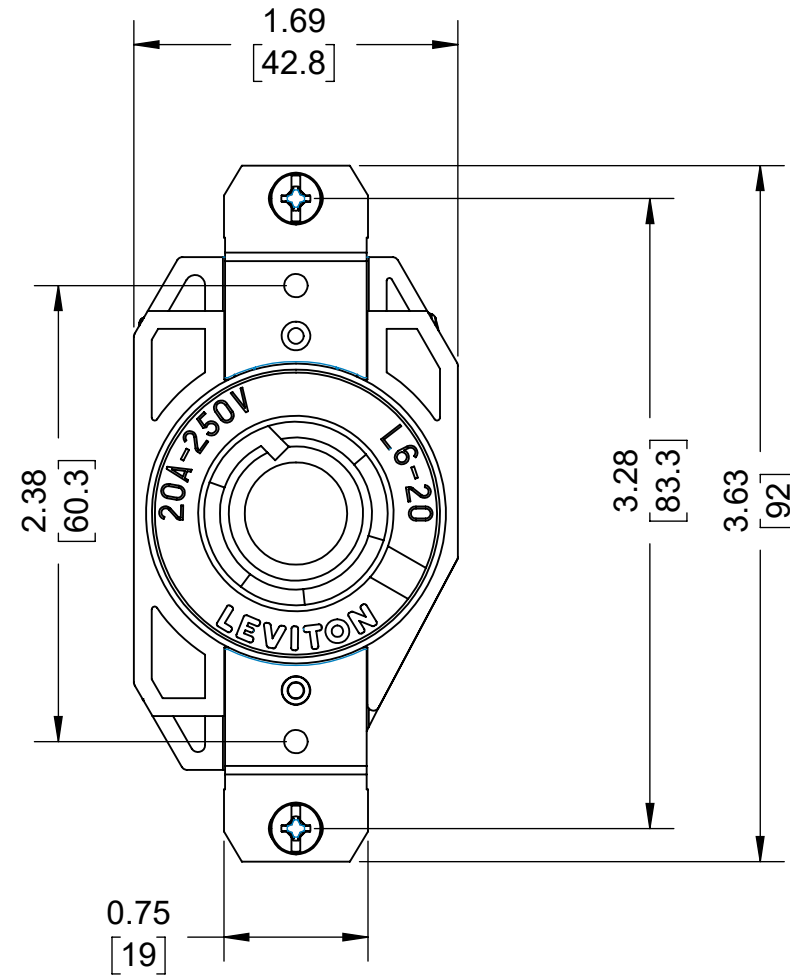
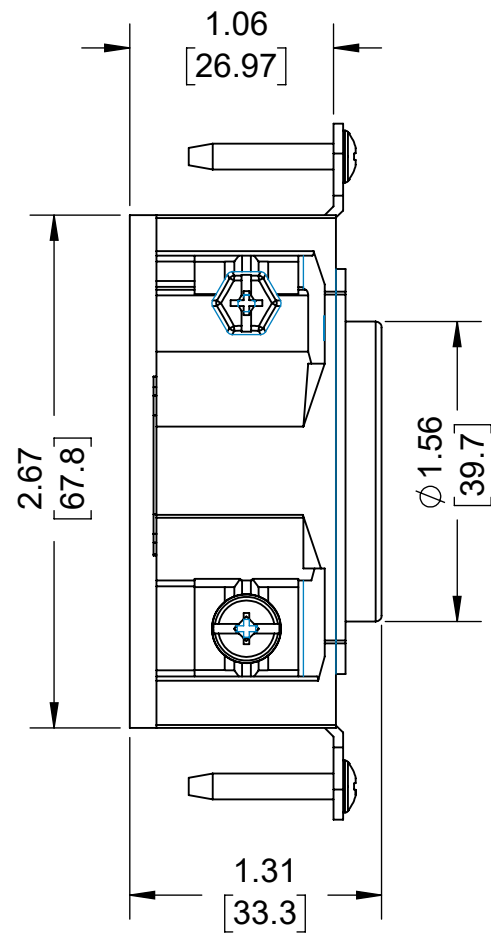
3

2

1

B

B



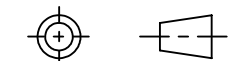
CATALOG #2320
3 WIRE V0 MAX
L6-20 FLUSH
RECEPTACLE

UPPER VALUES = INCHES
LOWER VALUES = MM

UNLESS OTHERWISE SPECIFIED:
DO NOT SCALE DRAWING.
ALL DIMENSIONS ARE IN INCHES.
ALL ANGLES ARE IN DEGREES.

TOLERANCES	
INCH	METRIC
.XX ± .01	.X ± .2 mm
.XXX ± .005	.XX ± .1 mm

ANGLES: ± 1/2°
THIRD ANGLE PROJECTION



ALL PRINTED COPIES
ARE UNCONTROLLED

LEVITON

TITLE:
2320 V0 MAX FR CATALOG
DRAWING FOR NEMA L6-20

DWG NO.
CATSTD-02320-000-D01

SIZE B	SCALE:1:1	SHEET 1 OF 1	REV 1
------------------	-----------	--------------	----------

Copyright 2019. Unpublished. All Rights Reserved.

4

3

2

1

A

A