



The Leviton 50A Heavy Duty Flush Mount Receptacle is the ideal solution to power today's Electric Vehicle Charging Stations as well as other high power-draw appliances. With its robust design and performance, the 50A Heavy Duty Flush Mount Receptacle can sustain the necessary extended charge time and high frequency of insertions EV chargers require. This receptacle offers the perfect option for homeowners who prefer a plug-in application as opposed to a hardwire application and for future-focused new construction MDU projects that want to present an EV-ready environment.

Applications

- EV charging: Recommended for use with plug-in electric vehicle charging stations
- Industrial grade for demanding applications
- Weather-resistant option available for outdoor applications



1450R - Standard



1450W - Weather-Resistant

Features and Benefits

- NEMA 14-50R
- Built of durable high impact Nylon
- Pressure-wire terminal connections help to ensure full-contact with the conductors
- Features heavy-gauge, high performance copper contacts
- Accurate, efficient wiring with terminal IDs marked
- High torque value to ensure proper connection: terminals require 75 in lbs., substantially higher than traditional power outlets
- For use with #4, #6 or #8 AWG copper wire ONLY. May use #10 AWG solid or stranded copper wire for ground connection. DO NOT use with copper-clad or aluminum wires on this device

Electrical Specifications

- **Device:** Flush Mounted Single Receptacle
- **Type:** 3-Pole 4-Wire
- **Grounding**
- **Amperage:** 50A
- **Voltage:** 125/250 VAC
- **Temperature Rating:** -40°C to 60°C
- **Wire Gauges:** #4, #6, #8. #10 for ground only
- **Grade:** Industrial
- **Torque:** 75 in-lbs.
- **Strap Material:** Heavy Gauge Galvanized Steel

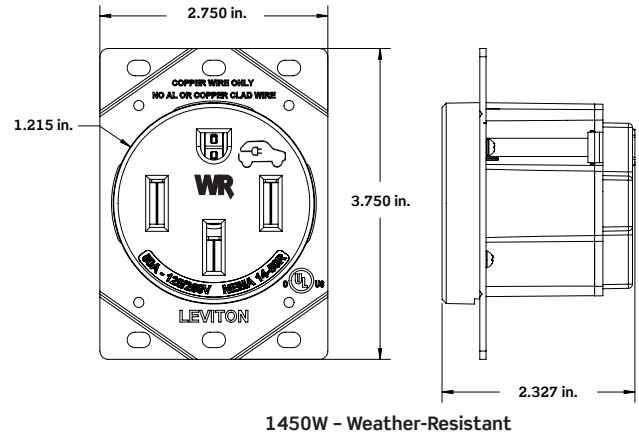
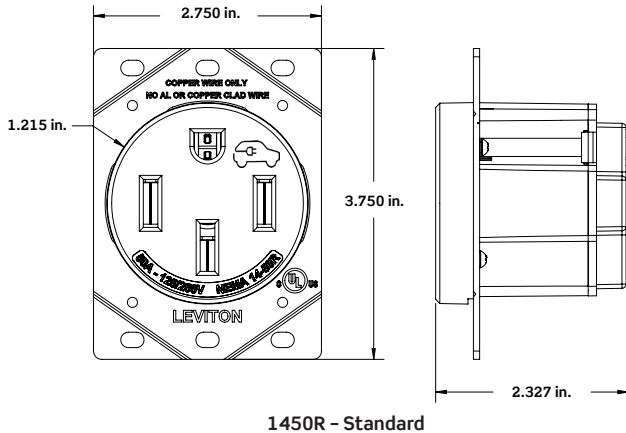
Agency Info

- cULus

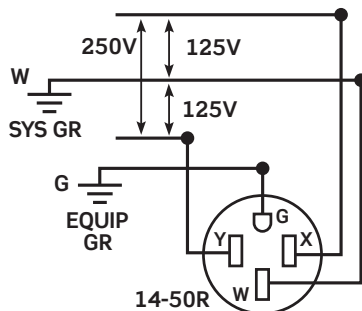
Warranty

- 2-Year Limited

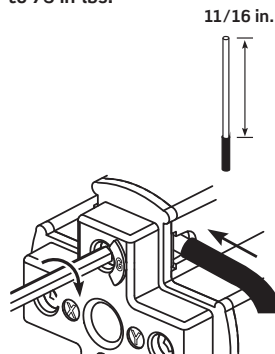
Dimensional Drawings



Wiring Diagrams

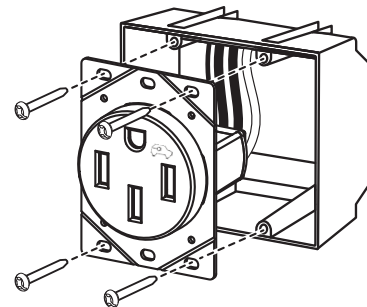


Strip/Insert/Tighten to 75 in-lbs.



1450R - Use 2-gang wallplate (2.465" dia. opening) to complete installation.

1450W - Must be installed in a 2-gang outdoor box and must use code compliant weatherproof cover.



Ordering Information

| Cat. No. | Description | Rating | Color |
|----------|---|-------------|-------|
| 1450R | 50A Heavy Duty Flush Mount Receptacle | 125/250 VAC | Black |
| 1450W | 50A Weather-Resistant Heavy Duty Flush Mount Receptacle | 125/250 VAC | Black |



Leviton Manufacturing Co., Inc.

Tech Line: 1-800-824-3005

Mon-Fri 8am-10pm EST, Saturday 9am-7pm EST, Sunday 9am-5pm EST

For 24/7 product support visit www.leviton.com/support

Visit our Website at: www.leviton.com/evcharging

© 2023 Leviton Manufacturing Co., Inc. All rights reserved. All trademarks are the property of their respective owners.

