

OPT-X™ HDX Fiber Optic Rack-Mount Enclosures

APPLICATION

OPT-X HDX Fiber Optic Rack-Mount Enclosures provide an inter-connect or cross-connect between backbone horizontal cable and active equipment while using minimum rack space in a frame or cabinet. The enclosures allow for easy installation of pre-terminated solutions, and are ideal for high-density fiber applications in data centers, equipment rooms, and central offices.



SPECIFICATION

Enclosures with sliding trays shall be available in 1RU, 2RU, 3RU, and 4RU versions that accommodate termination of up to 96, 192, 288, and 384 fibers respectively (using LC connectors). Individual sliding trays shall have a forward stop, be removable for ease of installation, and minimize the impact on surrounding fiber. Enclosures shall accept LC, SC, and MTP® modular adapter plates, splice modules, and MTP cassettes. Fiber cable routing and protection shall include patch cord cable managers at entry/exit points, multiple tie-down points for rear cable management, and a cable strain-relief kit for incoming backbone fiber. The enclosure design shall feature a front hinged door to provide protection and concealment, and allow unobstructed access to the patching area. 1RU, 2RU, and 3RU enclosures shall feature a removable rear door, and 4RU enclosures shall feature a rear hinged door. Enclosures shall be designed for a one-person install and have visible port location identifiers for low light application environments. Enclosures shall be constructed of 18-gauge steel, 5052 aluminum, and polycarbonate plastic for rigidity and robustness.

FEATURES

- Up to 96 fibers (using LC) in a 1RU enclosure, 192 fibers in a 2RU, 288 fibers in a 3RU enclosure, and 384 fibers in a 4RU enclosure using HDX adapter plates, splice modules, or MTP cassettes
- Enclosure accepts Base8, Base12, and Base24 MTP cassettes, HDX adapter plates, and HDX Splice Modules
- Individual sliding trays remove completely to facilitate field terminations
- Sliding tray glides forward, providing accessibility to front and rear bulkheads after installation
- Side entries at the rear of the enclosure for backbone trunk cabling
- Removable rear cover/door for open access in 1RU, 2RU, and 3RU enclosures
- One-person install of all enclosure sizes
- Rear brush guards (sold separately) minimize dust build up
- Visible port location identifiers

DESIGN CONSIDERATIONS

- Enclosures are sold unloaded
- Designed for pre-terminated solutions and fusion splicing (single and 12-fiber ribbon)
- Rear fiber guards prevent pinching or catching of fibers when sliding trays are engaged
- Does not accept splice trays
- Enclosures protrude 4.5 inches from mounting ears to align with the Leviton VERSI-DUCT™ Cable Management System
- Accessory kit consists of cable ties, mounting ear screws, and port ID card
- 19-inch or 23-inch rack-mount options
- Uses universal OPT-X™ Cable Clamp Kit

STANDARDS & REGULATIONS

- ANSI/TIA-568.3-D

MECHANICAL SPECIFICATIONS

Dimensions: See page two

Materials: Durable polycarbonate plastic, 5052-H32 aluminum, 18-gauge steel, powder-coated gray

Temperature (Installation): -10 °C to +60 °C

Temperature (Operating): -10 °C to +60 °C

PRODUCT SPECIFICATIONS
5RxxD-Sxx

COUNTRY OF ORIGIN

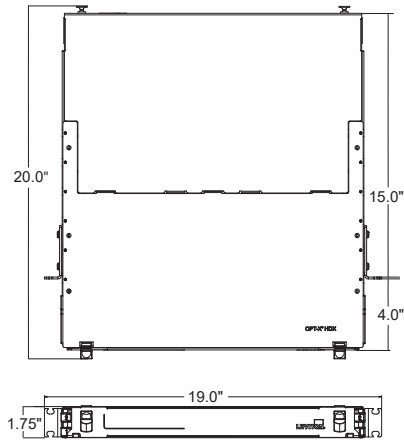
USA

WARRANTY INFORMATION

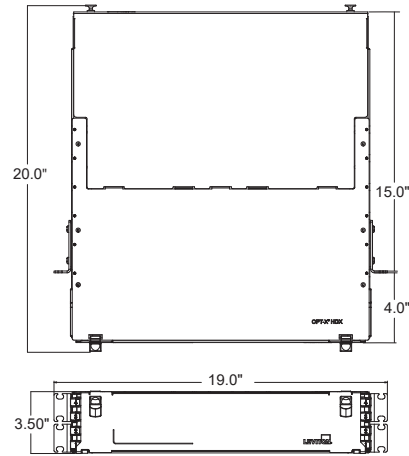
For Leviton product warranties, go to leviton.com/ns/warranty

5RxxD-Sxx

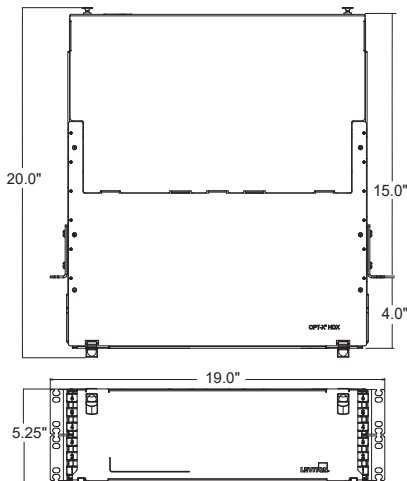
5R1UD-S08



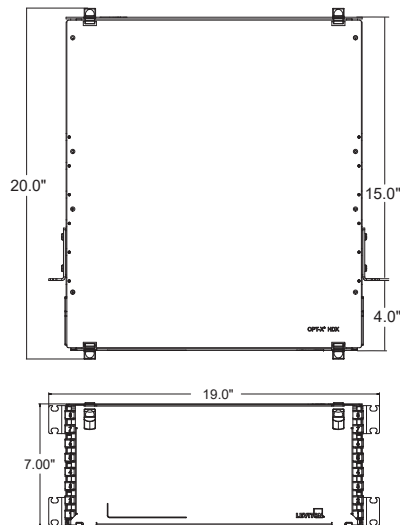
5R2UD-S16



5R3UD-S24



5R4UD-S32



PRODUCT SPECIFICATIONS

5RxxD-Sxx

DENSITY					
Rack Unit	Fibers (using LC)	Fibers (using 24-fiber MTP®)	HDX Adapter Plate/ Splice Module/ MTP Cassette*	Dimensions	Weight (unloaded)
1RU	Up to 96 fibers	Up to 1,152 fibers	Up to 8	1.75" H x 19" W x 20" D	14 lbs
2RU	Up to 192 fibers	Up to 2,304 fibers	Up to 16	3.50" H x 19" W x 20" D	22 lbs
3RU	Up to 288 fibers	Up to 3,456 fibers	Up to 24	5.25" H x 19" W x 20" D	26 lbs
4RU	Up to 384 fibers	Up to 4,608 fibers	Up to 32	7.00" H x 19" W x 20" D	28 lbs

* Use of HDX2 cassettes reduces cassette density to 1/2 but overall fiber density is the same.

OPT-X™ HDX RACK-MOUNT ENCLOSURES	
Description	Part No.
1RU, empty, accepts up to 8 HDX cassettes, splice module, or plates	5R1UD-S08
2RU, empty, accepts up to 16 HDX cassettes, splice module, or plates	5R2UD-S16
3RU, empty, accepts up to 24 HDX cassettes, splice module, or plates	5R3UD-S24
4RU, empty, accepts up to 32 HDX cassettes, splice module, or plates	5R4UD-S32

* Use of HDX2 cassettes reduces cassette density to 1/2 but overall fiber density is the same.

ACCESSORIES	
Description	Part No.
Universal OPT-X Clamp Kit, single cable grommet (for enclosure mounting)	5RCMP-KIT
Universal OPT-X Clamp Kit, multiple cable grommet (for enclosure mounting)	5RCMP-KT2
Universal OPT-X Clamp Kit, single and multiple cable grommet (for rack mounting)	5RCMR-KIT
Brush Guard, 1RU (bag of 2)	5RBSH-1UN
Brush Guard, 2RU (bag of 2)	5RBSH-2UN
23" Rack-Mount Ears (bag of 2)	5REAR-023

For further support information, visit leviton.com/ns/support